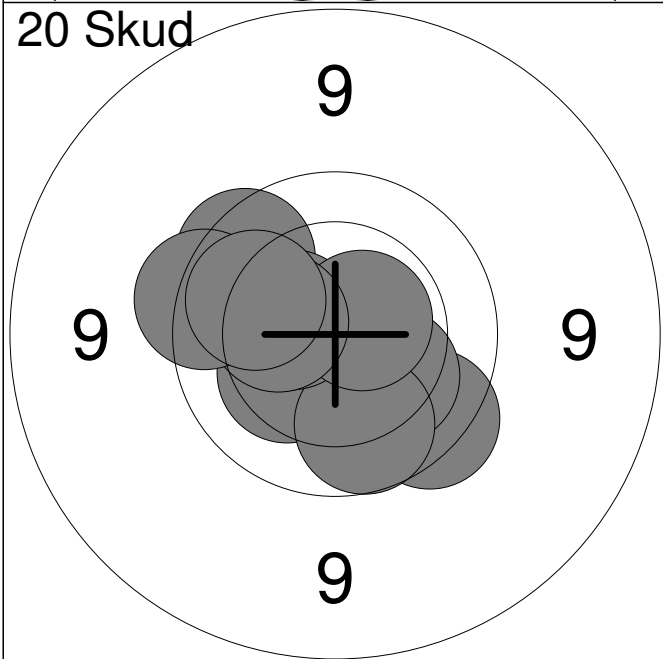
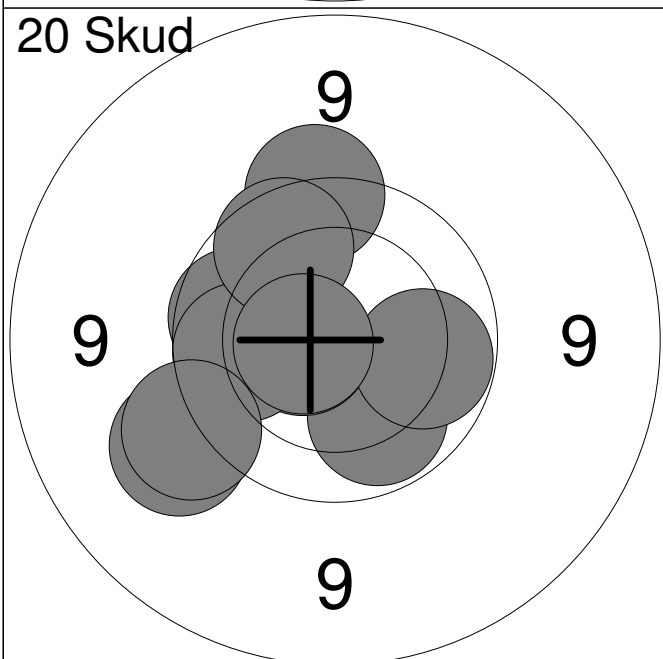


	1:	10.0	↓
	2:	6.1	↓
	3:	9.5	↙
	4:	10.1	→
	5:	9.9	↓
Serie			44.0
Total			0.0



	1:	9.7	↓
	2:	10.2	↓
	3:	9.8	↗
	4:	10.3	↙
	5:	9.9	↓
	6:	10.5	↗
	7:	*10.6	→
	8:	10.3	↙
	9:	9.7	↙
	10:	10.0	↗
Serie			96.0
Total			96.0



	11:	10.0	↓
	12:	9.4	↙
	13:	9.6	↗
	14:	9.9	↙
	15:	*10.6	↙
	16:	9.9	↙
	17:	9.9	↗
	18:	10.0	→
	19:	*10.6	↙
	20:	9.5	↙
Serie			94.0
Total			190.0

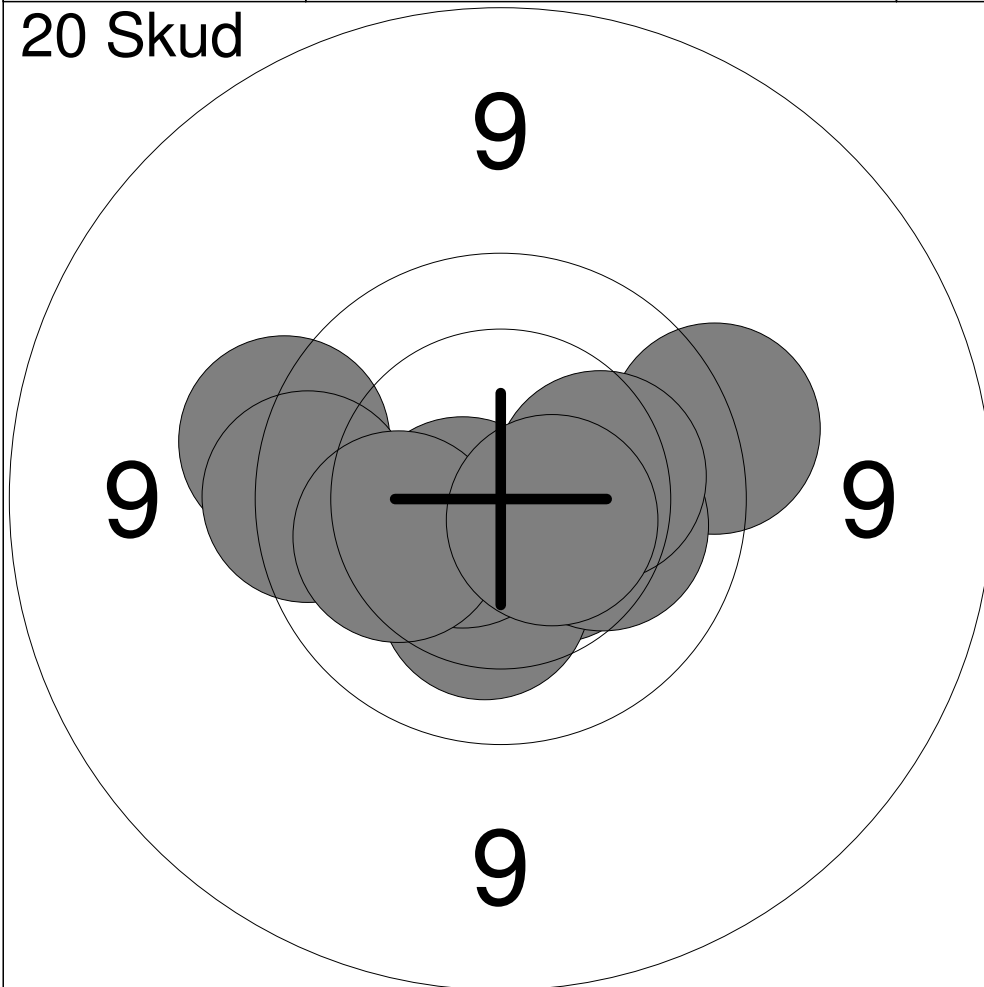
Hold
8Skive
2

Frederik Kjær

Skørping Skytteforening

J2

20 Skud

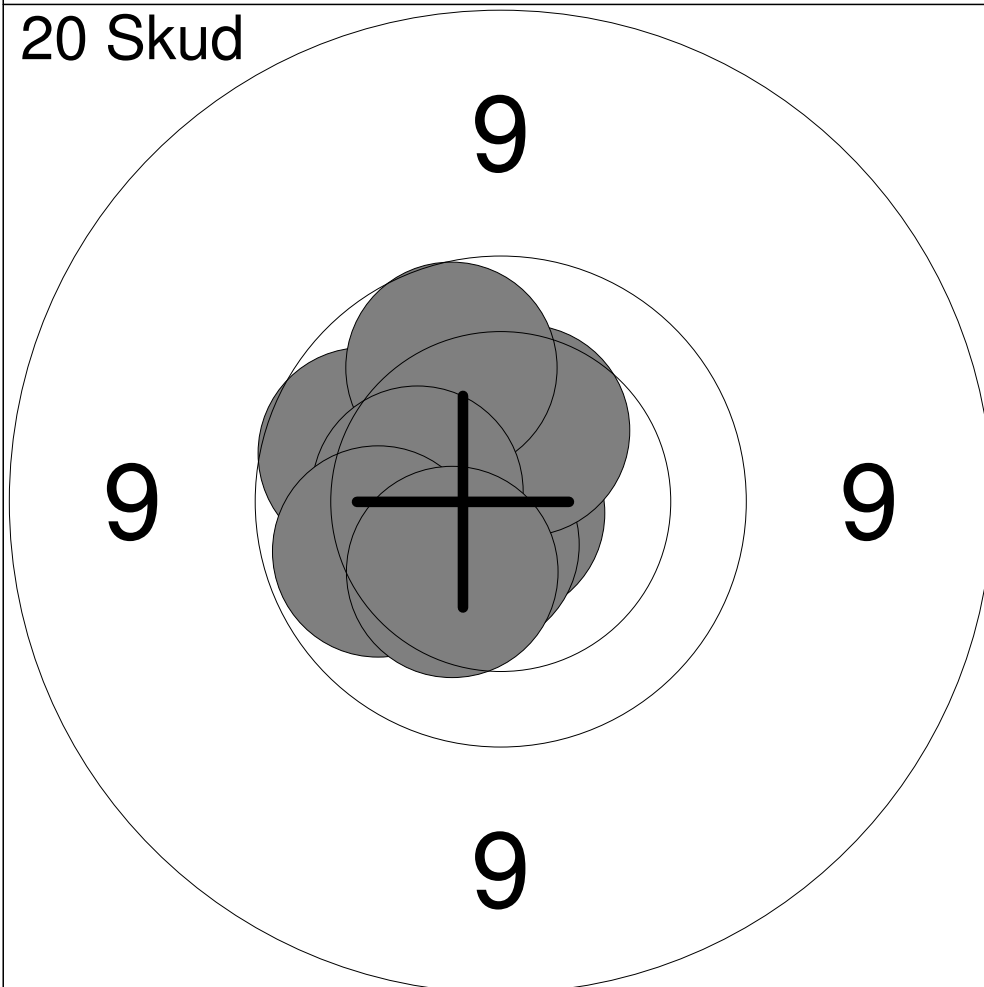


1:	9.6	←
2:	9.6	→
3:	10.5	↘
4:	10.3	↓
5:	*10.6	←
6:	9.7	←
7:	10.2	←
8:	10.2	→
9:	10.2	→
10:	*10.6	↘

Serie 97.0

Total 97.0

20 Skud



11:	*10.5	←
12:	9.9	←
13:	*10.8	←
14:	*10.9	↓
15:	*10.6	↘
16:	10.4	↗
17:	9.9	↗
18:	10.4	←
19:	10.0	←
20:	10.3	↘

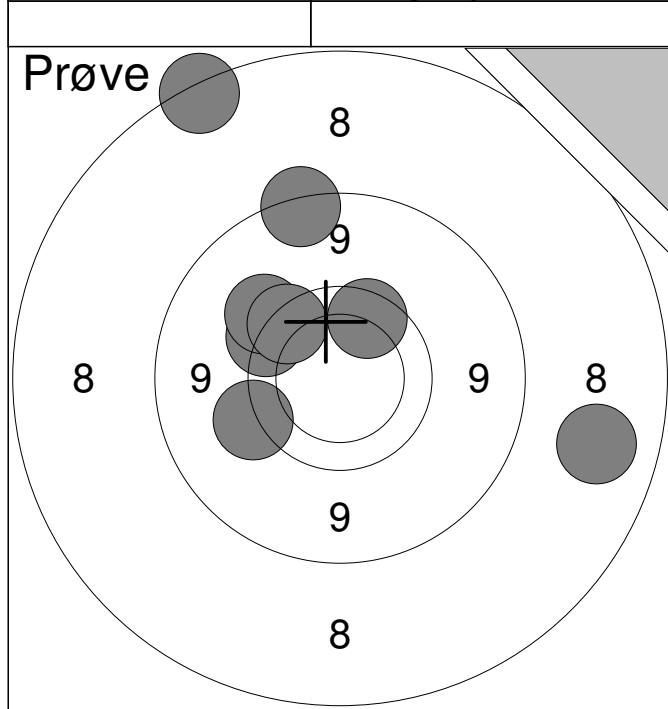
Serie 98.0

Total 195.0

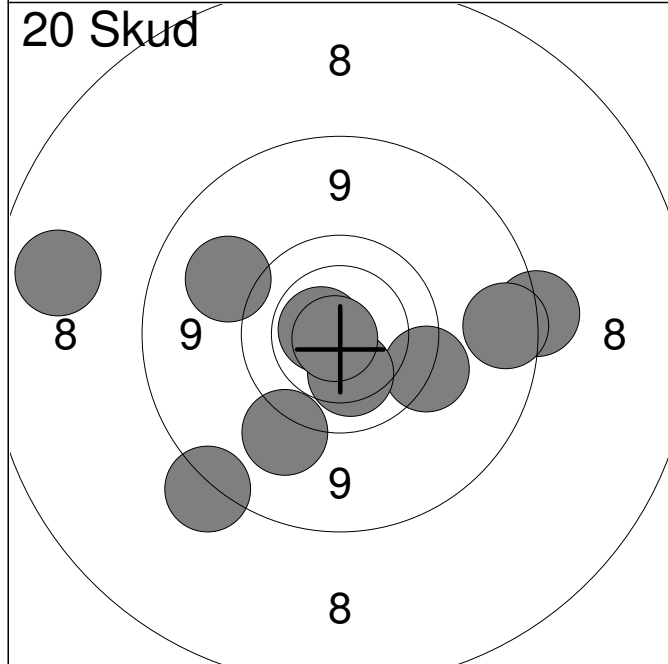
<p>Prøve</p>	<table style="width:100%; border-collapse: collapse;"> <tr><td style="text-align: right;">1:</td><td style="text-align: right;">7.5</td><td style="text-align: right;">→</td></tr> <tr><td style="text-align: right;">2:</td><td style="text-align: right;">10.5</td><td style="text-align: right;">→</td></tr> <tr><td style="text-align: right;">3:</td><td style="text-align: right;">9.1</td><td style="text-align: right;">→</td></tr> <tr><td style="text-align: right;">4:</td><td style="text-align: right;">8.8</td><td style="text-align: right;">→</td></tr> <tr><td style="text-align: right;">5:</td><td style="text-align: right;">10.2</td><td style="text-align: right;">↑</td></tr> </table> <table border="1" style="width:100%; border-collapse: collapse; margin-top: 10px;"> <tr> <td style="width:80%;">Serie</td> <td style="text-align: right;">44.0</td> </tr> <tr> <td>Total</td> <td style="text-align: right;">0.0</td> </tr> </table>	1:	7.5	→	2:	10.5	→	3:	9.1	→	4:	8.8	→	5:	10.2	↑	Serie	44.0	Total	0.0
1:	7.5	→																		
2:	10.5	→																		
3:	9.1	→																		
4:	8.8	→																		
5:	10.2	↑																		
Serie	44.0																			
Total	0.0																			

<p>20 Skud</p>	<table style="width:100%; border-collapse: collapse;"> <tr><td style="text-align: right;">1:</td><td style="text-align: right;">9.4</td><td style="text-align: right;">↗</td></tr> <tr><td style="text-align: right;">2:</td><td style="text-align: right;">10.0</td><td style="text-align: right;">→</td></tr> <tr><td style="text-align: right;">3:</td><td style="text-align: right;">*10.5</td><td style="text-align: right;">↘</td></tr> <tr><td style="text-align: right;">4:</td><td style="text-align: right;">9.9</td><td style="text-align: right;">→</td></tr> <tr><td style="text-align: right;">5:</td><td style="text-align: right;">10.4</td><td style="text-align: right;">←</td></tr> <tr><td style="text-align: right;">6:</td><td style="text-align: right;">*10.7</td><td style="text-align: right;">↘</td></tr> <tr><td style="text-align: right;">7:</td><td style="text-align: right;">9.6</td><td style="text-align: right;">↑</td></tr> <tr><td style="text-align: right;">8:</td><td style="text-align: right;">*10.7</td><td style="text-align: right;">↘</td></tr> <tr><td style="text-align: right;">9:</td><td style="text-align: right;">10.2</td><td style="text-align: right;">→</td></tr> <tr><td style="text-align: right;">10:</td><td style="text-align: right;">9.6</td><td style="text-align: right;">↗</td></tr> </table> <table border="1" style="width:100%; border-collapse: collapse; margin-top: 10px;"> <tr> <td style="width:80%;">Serie</td> <td style="text-align: right;">96.0</td> </tr> <tr> <td>Total</td> <td style="text-align: right;">96.0</td> </tr> </table>	1:	9.4	↗	2:	10.0	→	3:	*10.5	↘	4:	9.9	→	5:	10.4	←	6:	*10.7	↘	7:	9.6	↑	8:	*10.7	↘	9:	10.2	→	10:	9.6	↗	Serie	96.0	Total	96.0
1:	9.4	↗																																	
2:	10.0	→																																	
3:	*10.5	↘																																	
4:	9.9	→																																	
5:	10.4	←																																	
6:	*10.7	↘																																	
7:	9.6	↑																																	
8:	*10.7	↘																																	
9:	10.2	→																																	
10:	9.6	↗																																	
Serie	96.0																																		
Total	96.0																																		

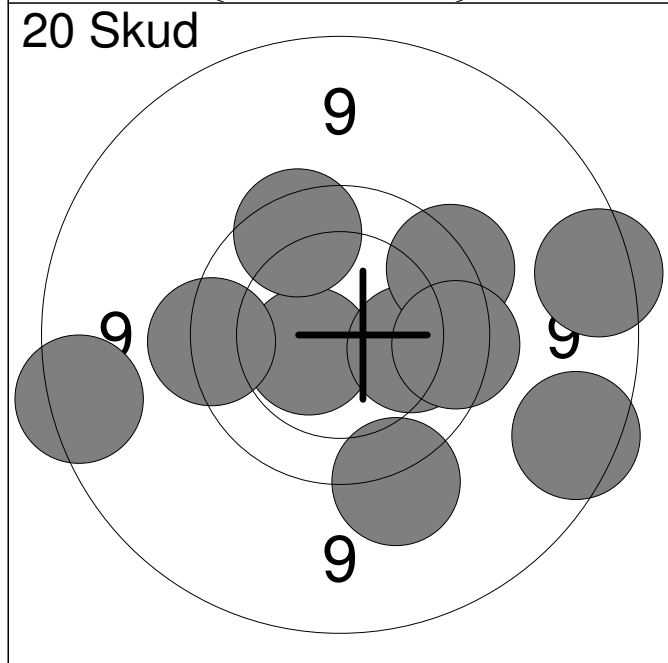
<p>20 Skud</p>	<table style="width:100%; border-collapse: collapse;"> <tr><td style="text-align: right;">11:</td><td style="text-align: right;">10.3</td><td style="text-align: right;">→</td></tr> <tr><td style="text-align: right;">12:</td><td style="text-align: right;">*10.5</td><td style="text-align: right;">↖</td></tr> <tr><td style="text-align: right;">13:</td><td style="text-align: right;">9.9</td><td style="text-align: right;">→</td></tr> <tr><td style="text-align: right;">14:</td><td style="text-align: right;">9.6</td><td style="text-align: right;">→</td></tr> <tr><td style="text-align: right;">15:</td><td style="text-align: right;">8.5</td><td style="text-align: right;">↗</td></tr> <tr><td style="text-align: right;">16:</td><td style="text-align: right;">10.1</td><td style="text-align: right;">↘</td></tr> <tr><td style="text-align: right;">17:</td><td style="text-align: right;">10.4</td><td style="text-align: right;">↗</td></tr> <tr><td style="text-align: right;">18:</td><td style="text-align: right;">9.9</td><td style="text-align: right;">←</td></tr> <tr><td style="text-align: right;">19:</td><td style="text-align: right;">9.6</td><td style="text-align: right;">→</td></tr> <tr><td style="text-align: right;">20:</td><td style="text-align: right;">10.4</td><td style="text-align: right;">↑</td></tr> </table> <table border="1" style="width:100%; border-collapse: collapse; margin-top: 10px;"> <tr> <td style="width:80%;">Serie</td> <td style="text-align: right;">94.0</td> </tr> <tr> <td>Total</td> <td style="text-align: right;">190.0</td> </tr> </table>	11:	10.3	→	12:	*10.5	↖	13:	9.9	→	14:	9.6	→	15:	8.5	↗	16:	10.1	↘	17:	10.4	↗	18:	9.9	←	19:	9.6	→	20:	10.4	↑	Serie	94.0	Total	190.0
11:	10.3	→																																	
12:	*10.5	↖																																	
13:	9.9	→																																	
14:	9.6	→																																	
15:	8.5	↗																																	
16:	10.1	↘																																	
17:	10.4	↗																																	
18:	9.9	←																																	
19:	9.6	→																																	
20:	10.4	↑																																	
Serie	94.0																																		
Total	190.0																																		



1:	7.7	↗
2:	9.5	↖
3:	8.7	↗
4:	9.6	↗
5:	9.8	↗
6:	9.5	↗
7:	8.1	↘
8:	9.7	↗
Serie		68.0
Total		0.0



1:	8.7	→
2:	8.9	→
3:	9.6	→
4:	*10.6	↖
5:	8.6	↘
6:	10.2	↘
7:	*10.8	↖
8:	8.1	↖
9:	9.3	↗
10:	9.4	↘
Serie		89.0
Total		89.0

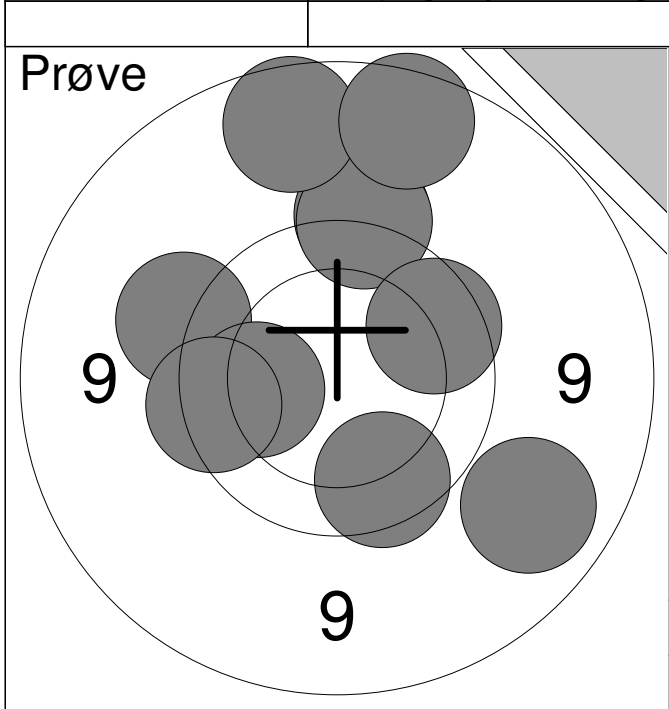


11:	8.8	→
12:	*10.5	↖
13:	10.1	→
14:	8.9	→
15:	9.7	↖
16:	8.8	↖
17:	9.7	↗
18:	9.5	↘
19:	9.7	→
20:	9.8	↗
Serie		89.0
Total		178.0

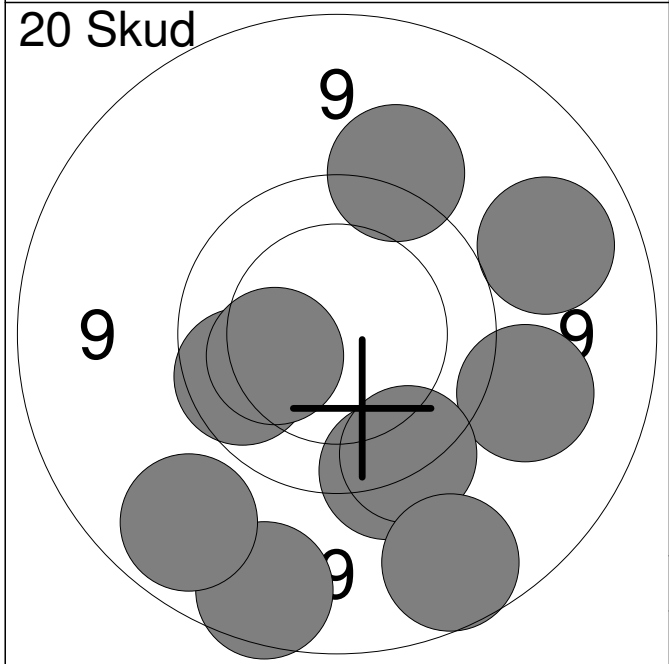
<p>Prøve</p>	<table style="width:100%; border-collapse: collapse;"> <tr><td style="width:10%;">1:</td><td style="width:70%;">*10.5</td><td style="width:20%; text-align: right;">↑</td></tr> <tr><td>2:</td><td>9.5</td><td style="text-align: right;">↘</td></tr> <tr><td>3:</td><td>9.8</td><td style="text-align: right;">→</td></tr> <tr><td>4:</td><td>9.8</td><td style="text-align: right;">↘</td></tr> <tr><td>5:</td><td>10.3</td><td style="text-align: right;">→</td></tr> <tr><td>6:</td><td>*10.6</td><td style="text-align: right;">→</td></tr> </table>	1:	*10.5	↑	2:	9.5	↘	3:	9.8	→	4:	9.8	↘	5:	10.3	→	6:	*10.6	→
1:	*10.5	↑																	
2:	9.5	↘																	
3:	9.8	→																	
4:	9.8	↘																	
5:	10.3	→																	
6:	*10.6	→																	
<table style="width:100%; border-collapse: collapse;"> <tr> <td style="width:80%;">Serie</td> <td style="text-align: right;">57.0</td> </tr> <tr> <td>Total</td> <td style="text-align: right;">0.0</td> </tr> </table>		Serie	57.0	Total	0.0														
Serie	57.0																		
Total	0.0																		

<p>20 Skud</p>	<table style="width:100%; border-collapse: collapse;"> <tr><td style="width:10%;">1:</td><td style="width:70%;">10.2</td><td style="width:20%; text-align: right;">↘</td></tr> <tr><td>2:</td><td>10.5</td><td style="text-align: right;">↘</td></tr> <tr><td>3:</td><td>9.9</td><td style="text-align: right;">→</td></tr> <tr><td>4:</td><td>10.1</td><td style="text-align: right;">↘</td></tr> <tr><td>5:</td><td>9.9</td><td style="text-align: right;">→</td></tr> <tr><td>6:</td><td>10.4</td><td style="text-align: right;">↘</td></tr> <tr><td>7:</td><td>9.9</td><td style="text-align: right;">↘</td></tr> <tr><td>8:</td><td>10.4</td><td style="text-align: right;">→</td></tr> <tr><td>9:</td><td>*10.8</td><td style="text-align: right;">↘</td></tr> <tr><td>10:</td><td>10.1</td><td style="text-align: right;">↘</td></tr> </table>	1:	10.2	↘	2:	10.5	↘	3:	9.9	→	4:	10.1	↘	5:	9.9	→	6:	10.4	↘	7:	9.9	↘	8:	10.4	→	9:	*10.8	↘	10:	10.1	↘
1:	10.2	↘																													
2:	10.5	↘																													
3:	9.9	→																													
4:	10.1	↘																													
5:	9.9	→																													
6:	10.4	↘																													
7:	9.9	↘																													
8:	10.4	→																													
9:	*10.8	↘																													
10:	10.1	↘																													
<table style="width:100%; border-collapse: collapse;"> <tr> <td style="width:80%;">Serie</td> <td style="text-align: right;">97.0</td> </tr> <tr> <td>Total</td> <td style="text-align: right;">97.0</td> </tr> </table>		Serie	97.0	Total	97.0																										
Serie	97.0																														
Total	97.0																														

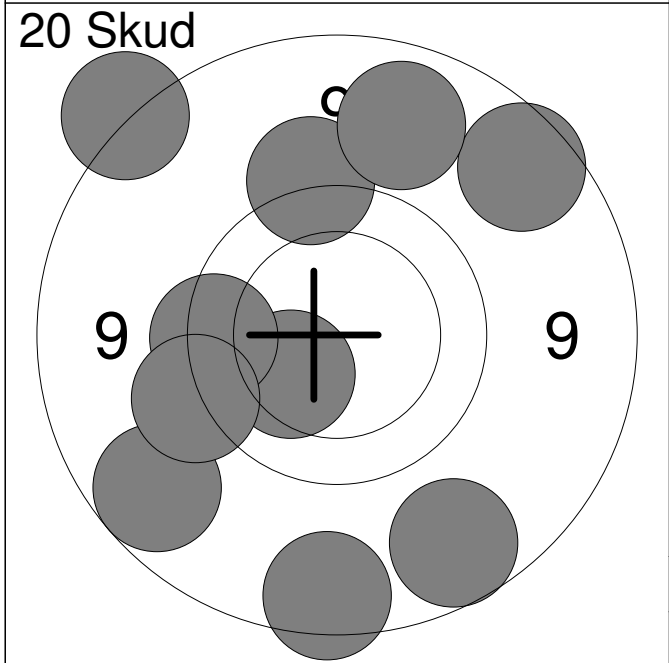
<p>20 Skud</p>	<table style="width:100%; border-collapse: collapse;"> <tr><td style="width:10%;">11:</td><td style="width:70%;">10.2</td><td style="width:20%; text-align: right;">↘</td></tr> <tr><td>12:</td><td>*10.7</td><td style="text-align: right;">↙</td></tr> <tr><td>13:</td><td>10.4</td><td style="text-align: right;">↗</td></tr> <tr><td>14:</td><td>10.5</td><td style="text-align: right;">↗</td></tr> <tr><td>15:</td><td>*10.8</td><td style="text-align: right;">→</td></tr> <tr><td>16:</td><td>10.3</td><td style="text-align: right;">↙</td></tr> <tr><td>17:</td><td>9.6</td><td style="text-align: right;">↘</td></tr> <tr><td>18:</td><td>10.3</td><td style="text-align: right;">→</td></tr> <tr><td>19:</td><td>*10.6</td><td style="text-align: right;">↘</td></tr> <tr><td>20:</td><td>10.3</td><td style="text-align: right;">→</td></tr> </table>	11:	10.2	↘	12:	*10.7	↙	13:	10.4	↗	14:	10.5	↗	15:	*10.8	→	16:	10.3	↙	17:	9.6	↘	18:	10.3	→	19:	*10.6	↘	20:	10.3	→
11:	10.2	↘																													
12:	*10.7	↙																													
13:	10.4	↗																													
14:	10.5	↗																													
15:	*10.8	→																													
16:	10.3	↙																													
17:	9.6	↘																													
18:	10.3	→																													
19:	*10.6	↘																													
20:	10.3	→																													
<table style="width:100%; border-collapse: collapse;"> <tr> <td style="width:80%;">Serie</td> <td style="text-align: right;">99.0</td> </tr> <tr> <td>Total</td> <td style="text-align: right;">196.0</td> </tr> </table>		Serie	99.0	Total	196.0																										
Serie	99.0																														
Total	196.0																														



1:	9.5	↑
2:	9.5	↑
3:	9.1	↘
4:	8.9	↑
5:	9.8	↘
6:	9.8	↗
7:	9.5	↖
8:	10.0	←
9:	8.9	↑
10:	9.7	←
Serie		89.0
Total		0.0



1:	9.3	↗
2:	9.6	↘
3:	8.9	↘
4:	9.0	↖
5:	9.6	↘
6:	9.4	↑
7:	9.9	←
8:	8.9	↘
9:	9.1	↗
10:	10.2	←
Serie		89.0
Total		89.0



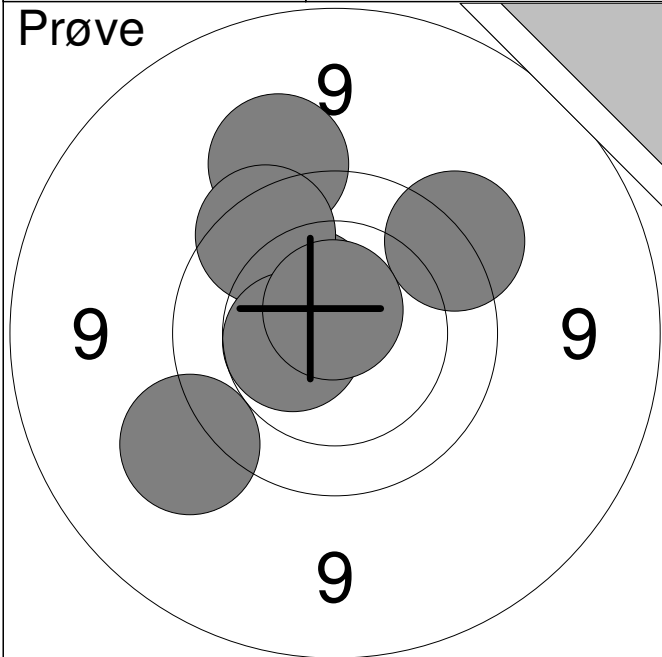
11:	10.2	↖
12:	8.6	↖
13:	9.7	←
14:	9.5	↑
15:	8.9	↘
16:	8.9	↖
17:	8.9	↗
18:	8.8	↘
19:	9.1	↑
20:	9.5	←
Serie		86.0
Total		175.0

Hold
8Skive
7**Anna Sloth Borregaard**

Mou & Omegns Skf.

BK3

Prøve

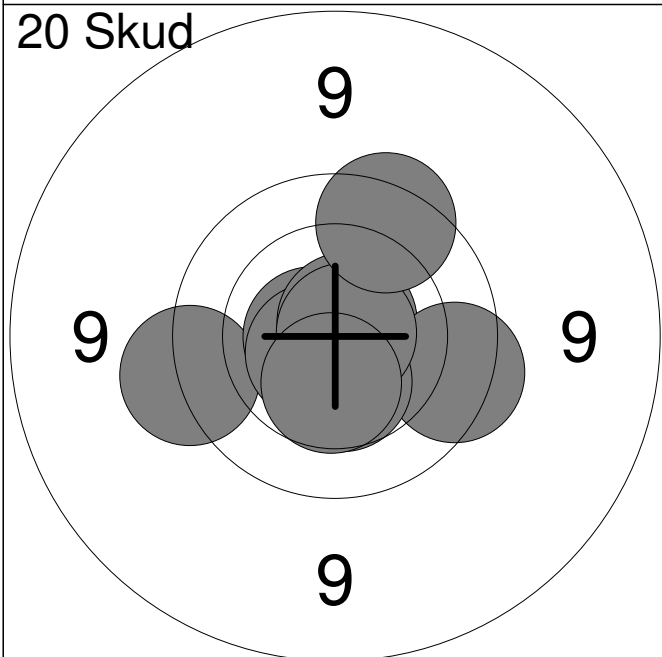


1:	9.4	↙
2:	9.4	↑
3:	10.5	↗
4:	9.6	↘
5:	9.8	↗
6:	10.5	↙
7:	*10.7	↑

Serie 66.0

Total 0.0

20 Skud

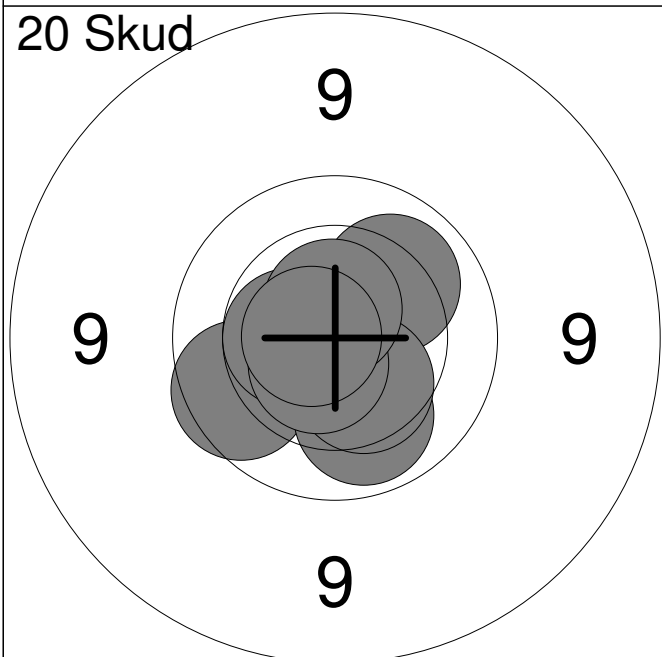


1:	9.6	↙
2:	*10.6	↘
3:	*10.7	↙
4:	*10.7	↙
5:	*10.8	↗
6:	9.8	↘
7:	10.5	↘
8:	*10.8	→
9:	10.4	↘
10:	9.8	↗

Serie 97.0

Total 97.0

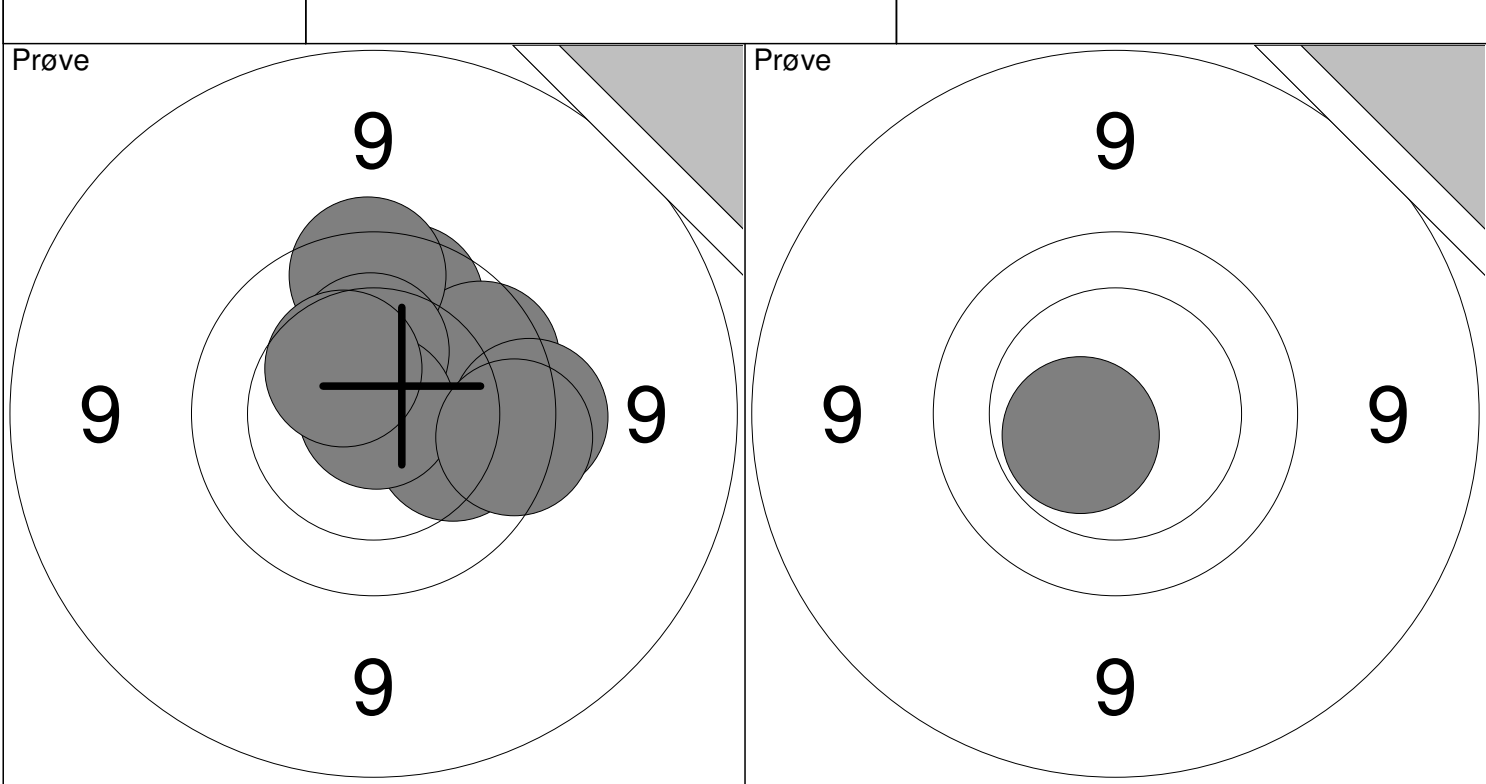
20 Skud



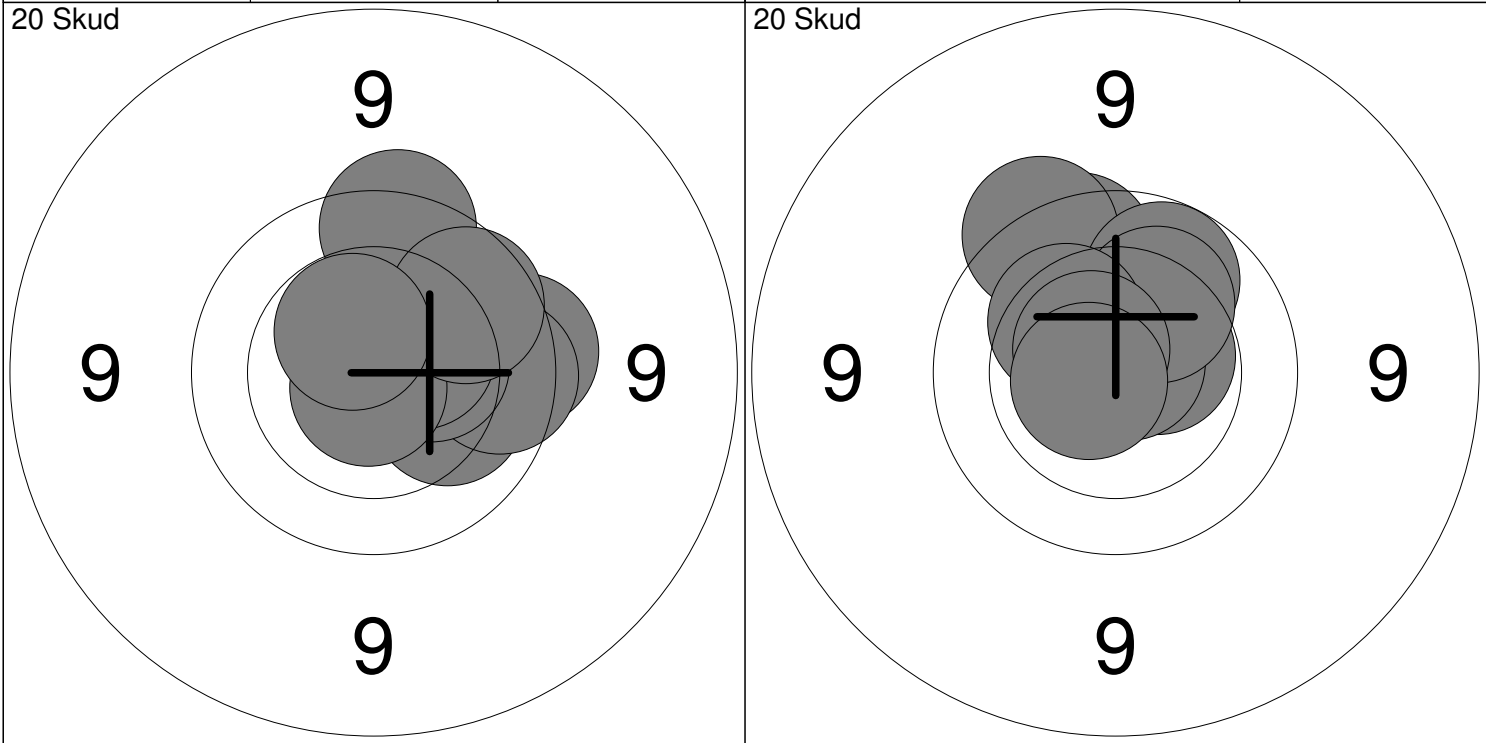
11:	*10.8	↘
12:	10.1	↗
13:	9.9	↙
14:	*10.5	↘
15:	*10.5	↙
16:	10.1	↘
17:	10.4	↘
18:	*10.6	↙
19:	*10.6	↑
20:	*10.7	↙

Serie 99.0

Total 196.0



1: 9.9 ↗	6: 9.8 ↗	Serie	95.0		Serie	10.0
2: *10.5 ↗	7: 10.3 ↗					
3: 10.1 →	8: *10.9 ↗	Total	0.0		Total	0.0
4: 9.9 ↗	9: 9.7 →					
5: 9.7 →	10: 10.4 ↖			11: *10.6 ↖		



1: 10.0 →	6: 9.7 ↗	Serie	96.0		Serie	98.0
2: 10.2 →	7: 10.5 ↗					
3: 9.7 →	8: *10.8 ↘	Total	96.0		Total	194.0
4: 9.8 →	9: 9.9 ↗					
5: 10.4 →	10: *10.5 ↖			11: *10.5 →	16: 10.0 ↗	
				12: *10.8 ↗	17: 10.2 ↗	
				13: 10.3 ↗	18: 10.3 ↖	
				14: 9.8 ↗	19: *10.6 ↖	
				15: 9.7 ↖	20: *10.7 ↖	

Hold

8

Skive

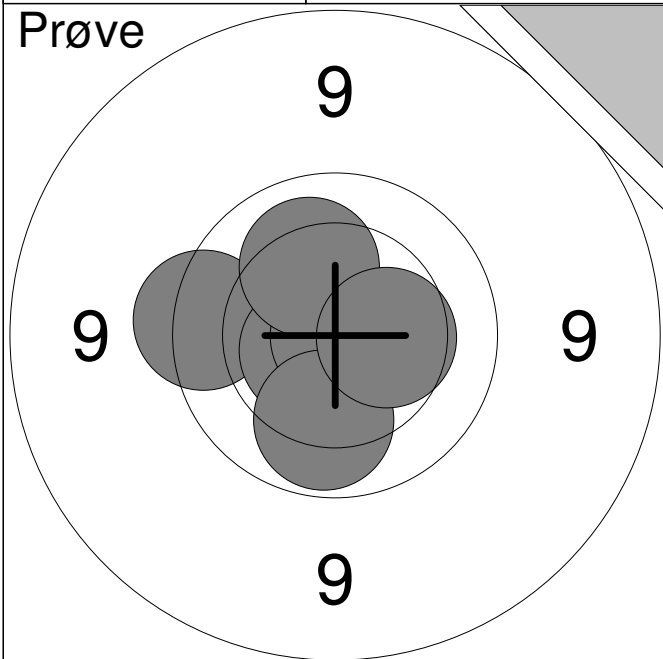
9

Rikke Jøker

Skørping Skytteforening

ÅK2

Prøve



1: 9.7



2: *10.6



3: *10.9



4: 10.2



5: 10.0



6: 10.4



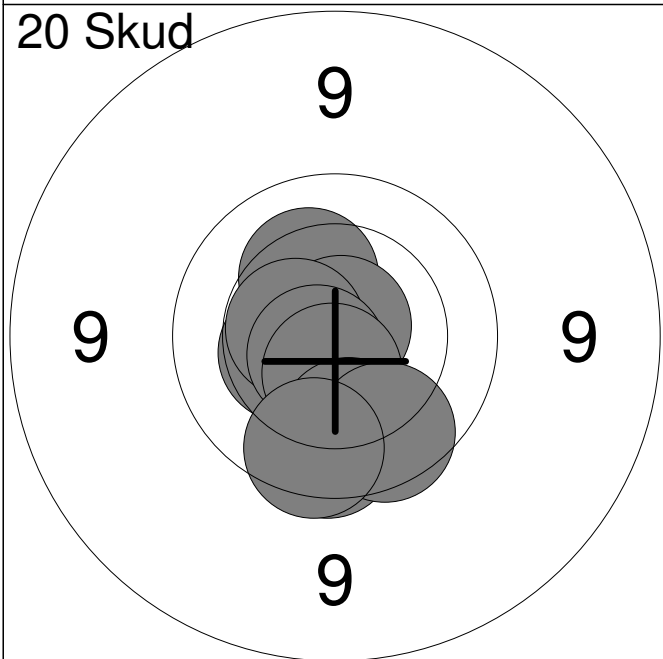
Serie

59.0

Total

0.0

20 Skud



1: 10.4



2: 10.3



3: *10.8



4: *10.5



5: *10.7



6: *10.5



7: 9.8



8: 10.0



9: 9.9



10: 9.8



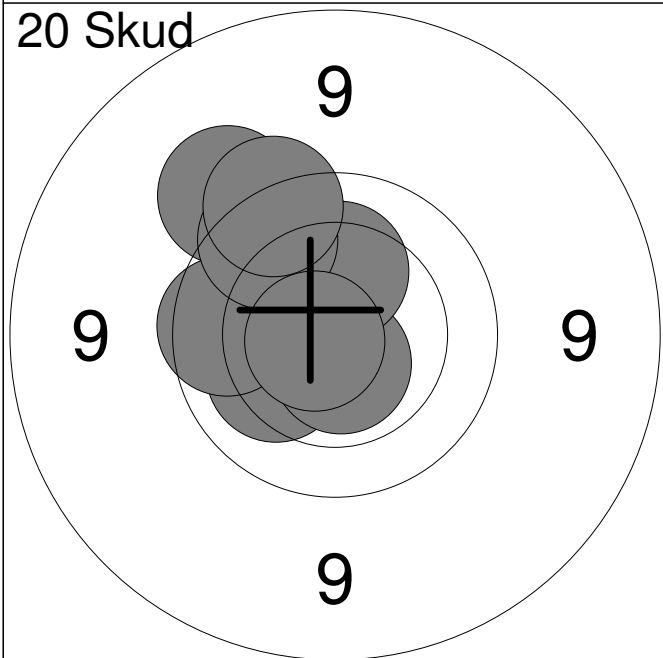
Serie

97.0

Total

97.0

20 Skud



11: 10.5



12: 10.2



13: 9.9



14: 10.2



15: *10.6



16: 10.3



17: 9.4



18: 9.8



19: *10.7



20: 9.6

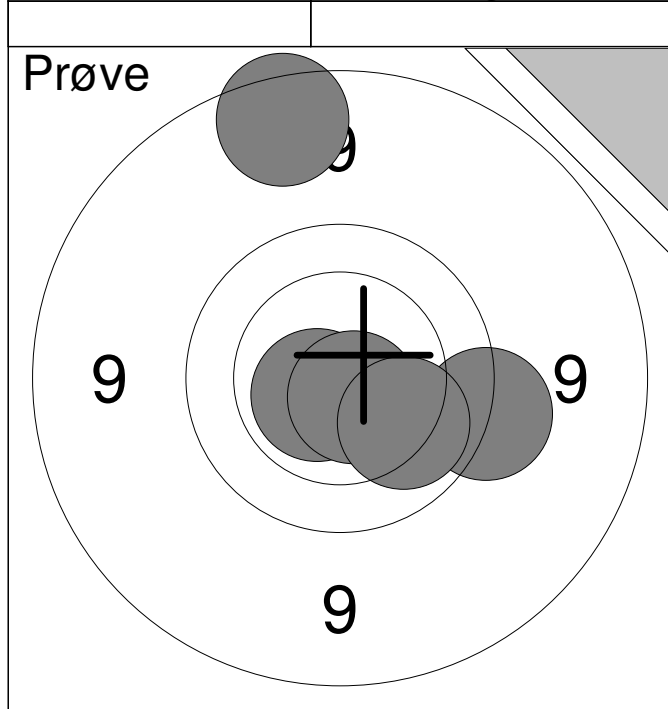


Serie

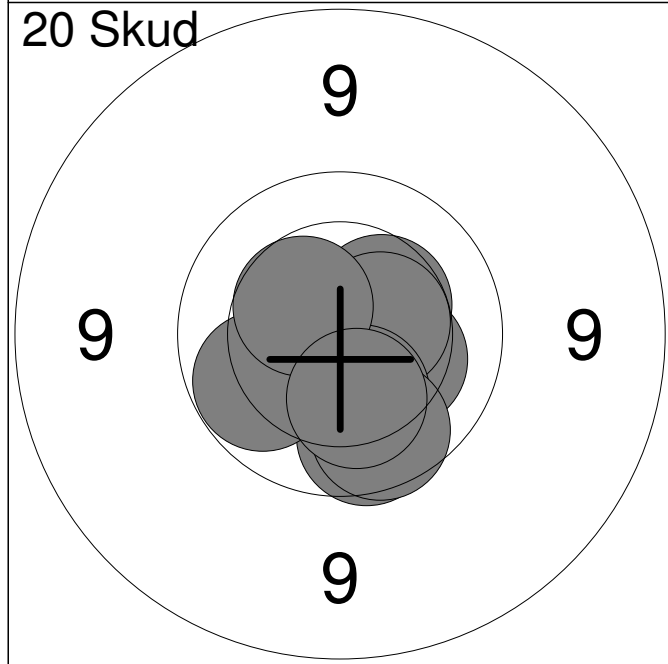
96.0

Total

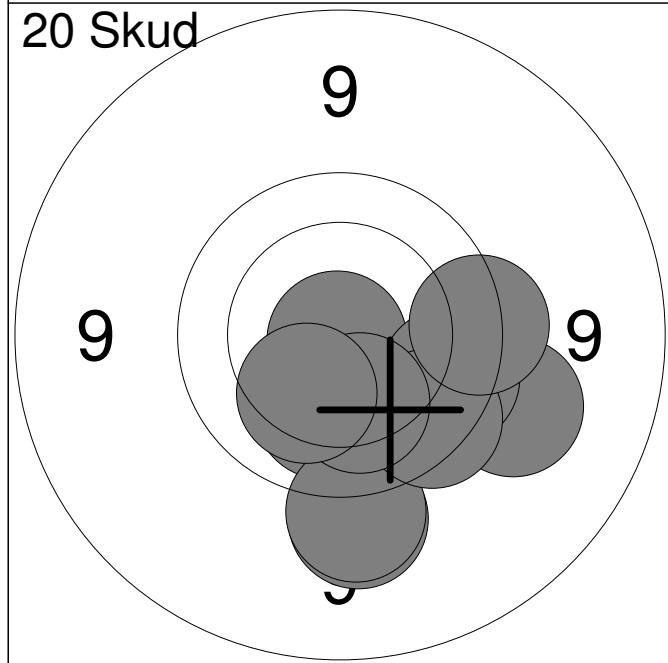
193.0



1:	8.9	↑
2:	9.5	→
3:	*10.6	↙
4:	*10.7	↘
5:	10.1	↘
Serie		47.0
Total		0.0



1:	10.3	→
2:	10.3	↘
3:	9.9	↘
4:	10.4	↗
5:	*10.5	→
6:	10.0	↙
7:	10.3	↘
8:	9.9	↘
9:	10.4	↗
10:	10.2	↘
Serie		98.0
Total		98.0



11:	10.1	↘
12:	9.4	→
13:	9.4	↘
14:	*10.9	↙
15:	9.8	↘
16:	9.4	↘
17:	9.8	↘
18:	9.7	→
19:	10.2	↘
20:	10.2	↙
Serie		94.0
Total		192.0

<p>Prøve</p>	<table style="width:100%; border-collapse: collapse;"> <tr><td>1:</td><td>9.2</td><td style="text-align: center;">↑</td></tr> <tr><td>2:</td><td>10.0</td><td style="text-align: center;">↓</td></tr> <tr><td>3:</td><td>9.8</td><td style="text-align: center;">↑</td></tr> <tr><td>4:</td><td>10.0</td><td style="text-align: center;">→</td></tr> <tr><td>5:</td><td>9.8</td><td style="text-align: center;">↗</td></tr> <tr><td>6:</td><td>*10.6</td><td style="text-align: center;">↗</td></tr> <tr><td>7:</td><td>*10.6</td><td style="text-align: center;">↓</td></tr> </table>	1:	9.2	↑	2:	10.0	↓	3:	9.8	↑	4:	10.0	→	5:	9.8	↗	6:	*10.6	↗	7:	*10.6	↓
1:	9.2	↑																				
2:	10.0	↓																				
3:	9.8	↑																				
4:	10.0	→																				
5:	9.8	↗																				
6:	*10.6	↗																				
7:	*10.6	↓																				
	<table border="1" style="width:100%; border-collapse: collapse;"> <tr> <td style="width:80%;">Serie</td> <td style="text-align: right;">67.0</td> </tr> <tr> <td>Total</td> <td style="text-align: right;">0.0</td> </tr> </table>	Serie	67.0	Total	0.0																	
Serie	67.0																					
Total	0.0																					

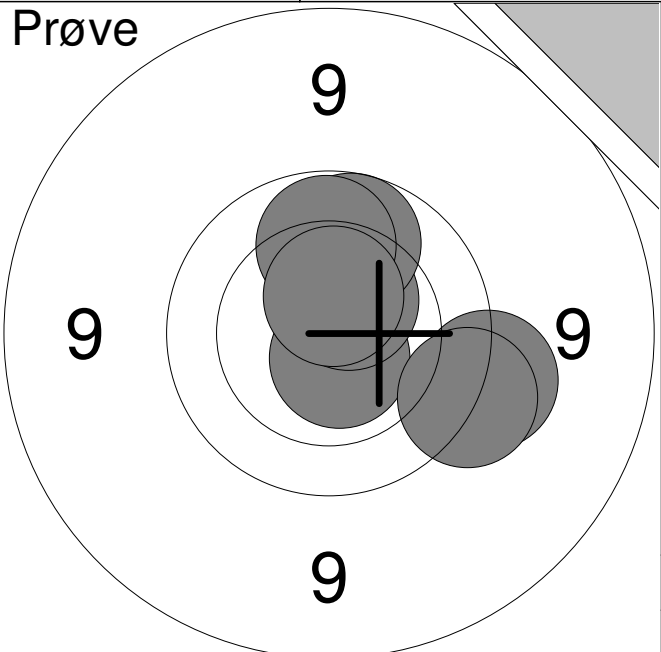
<p>20 Skud</p>	<table style="width:100%; border-collapse: collapse;"> <tr><td>1:</td><td>10.3</td><td style="text-align: center;">↗</td></tr> <tr><td>2:</td><td>*10.7</td><td style="text-align: center;">↓</td></tr> <tr><td>3:</td><td>*10.8</td><td style="text-align: center;">→</td></tr> <tr><td>4:</td><td>9.4</td><td style="text-align: center;">→</td></tr> <tr><td>5:</td><td>9.6</td><td style="text-align: center;">↗</td></tr> <tr><td>6:</td><td>10.2</td><td style="text-align: center;">→</td></tr> <tr><td>7:</td><td>10.3</td><td style="text-align: center;">↓</td></tr> <tr><td>8:</td><td>9.8</td><td style="text-align: center;">→</td></tr> <tr><td>9:</td><td>9.9</td><td style="text-align: center;">↙</td></tr> <tr><td>10:</td><td>10.3</td><td style="text-align: center;">↓</td></tr> </table>	1:	10.3	↗	2:	*10.7	↓	3:	*10.8	→	4:	9.4	→	5:	9.6	↗	6:	10.2	→	7:	10.3	↓	8:	9.8	→	9:	9.9	↙	10:	10.3	↓
1:	10.3	↗																													
2:	*10.7	↓																													
3:	*10.8	→																													
4:	9.4	→																													
5:	9.6	↗																													
6:	10.2	→																													
7:	10.3	↓																													
8:	9.8	→																													
9:	9.9	↙																													
10:	10.3	↓																													
	<table border="1" style="width:100%; border-collapse: collapse;"> <tr> <td style="width:80%;">Serie</td> <td style="text-align: right;">96.0</td> </tr> <tr> <td>Total</td> <td style="text-align: right;">96.0</td> </tr> </table>	Serie	96.0	Total	96.0																										
Serie	96.0																														
Total	96.0																														

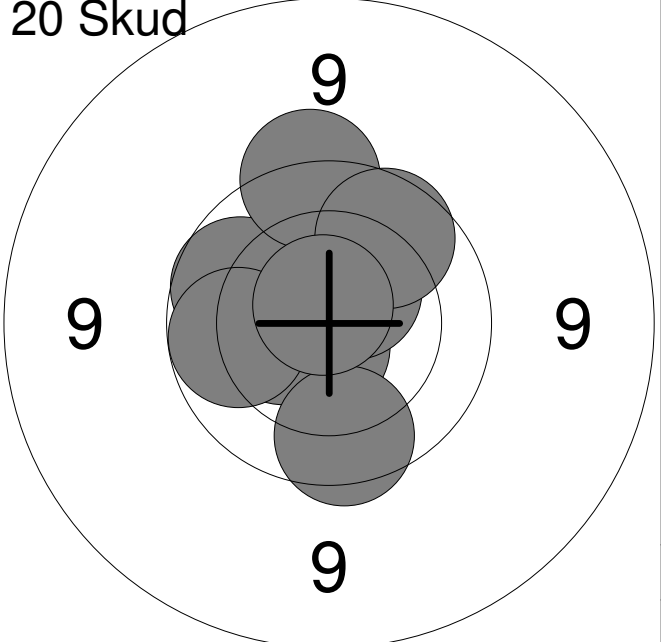
<p>20 Skud</p>	<table style="width:100%; border-collapse: collapse;"> <tr><td>11:</td><td>*10.5</td><td style="text-align: center;">↗</td></tr> <tr><td>12:</td><td>9.9</td><td style="text-align: center;">↙</td></tr> <tr><td>13:</td><td>9.9</td><td style="text-align: center;">↑</td></tr> <tr><td>14:</td><td>9.9</td><td style="text-align: center;">↓</td></tr> <tr><td>15:</td><td>10.4</td><td style="text-align: center;">↓</td></tr> <tr><td>16:</td><td>10.0</td><td style="text-align: center;">↑</td></tr> <tr><td>17:</td><td>10.3</td><td style="text-align: center;">↗</td></tr> <tr><td>18:</td><td>10.0</td><td style="text-align: center;">↓</td></tr> <tr><td>19:</td><td>9.9</td><td style="text-align: center;">↙</td></tr> <tr><td>20:</td><td>10.4</td><td style="text-align: center;">←</td></tr> </table>	11:	*10.5	↗	12:	9.9	↙	13:	9.9	↑	14:	9.9	↓	15:	10.4	↓	16:	10.0	↑	17:	10.3	↗	18:	10.0	↓	19:	9.9	↙	20:	10.4	←
11:	*10.5	↗																													
12:	9.9	↙																													
13:	9.9	↑																													
14:	9.9	↓																													
15:	10.4	↓																													
16:	10.0	↑																													
17:	10.3	↗																													
18:	10.0	↓																													
19:	9.9	↙																													
20:	10.4	←																													
	<table border="1" style="width:100%; border-collapse: collapse;"> <tr> <td style="width:80%;">Serie</td> <td style="text-align: right;">96.0</td> </tr> <tr> <td>Total</td> <td style="text-align: right;">192.0</td> </tr> </table>	Serie	96.0	Total	192.0																										
Serie	96.0																														
Total	192.0																														

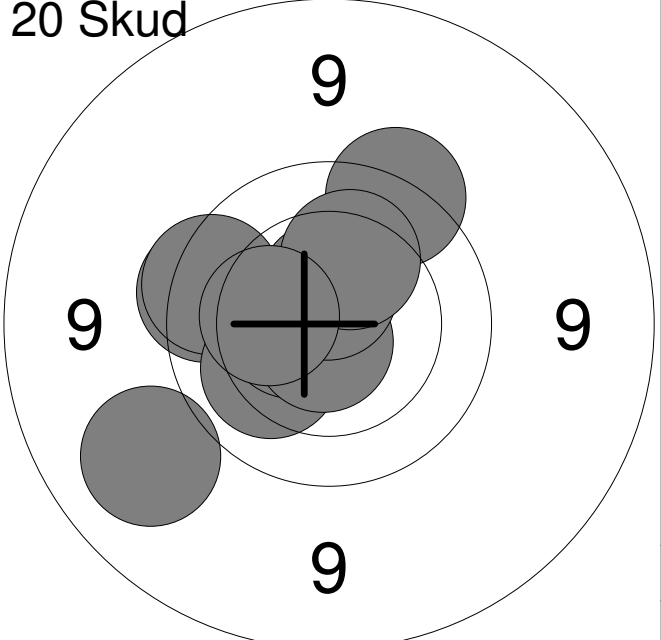
<p>Prøve</p>	<table style="width:100%; border-collapse: collapse;"> <tr><td style="width:10%;">1:</td><td style="width:15%;">9.0</td><td style="width:10%; text-align: center;">↙</td></tr> <tr><td>2:</td><td>9.6</td><td style="text-align: center;">↙</td></tr> <tr><td>3:</td><td>9.6</td><td style="text-align: center;">↙</td></tr> <tr><td>4:</td><td>9.7</td><td style="text-align: center;">↗</td></tr> <tr><td>5:</td><td>*10.7</td><td style="text-align: center;">↗</td></tr> <tr><td>6:</td><td>10.3</td><td style="text-align: center;">↖</td></tr> <tr><td>7:</td><td>*10.5</td><td style="text-align: center;">↗</td></tr> <tr><td>8:</td><td>*10.7</td><td style="text-align: center;">↖</td></tr> <tr><td>9:</td><td>10.1</td><td style="text-align: center;">↘</td></tr> <tr><td>10:</td><td>10.2</td><td style="text-align: center;">↗</td></tr> </table>	1:	9.0	↙	2:	9.6	↙	3:	9.6	↙	4:	9.7	↗	5:	*10.7	↗	6:	10.3	↖	7:	*10.5	↗	8:	*10.7	↖	9:	10.1	↘	10:	10.2	↗
1:	9.0	↙																													
2:	9.6	↙																													
3:	9.6	↙																													
4:	9.7	↗																													
5:	*10.7	↗																													
6:	10.3	↖																													
7:	*10.5	↗																													
8:	*10.7	↖																													
9:	10.1	↘																													
10:	10.2	↗																													
<table style="width:100%; border-collapse: collapse;"> <tr> <td style="width:10%;">Serie</td> <td style="width:15%;"></td> <td style="width:10%; text-align: right;">96.0</td> </tr> <tr> <td>Total</td> <td></td> <td style="text-align: right;">0.0</td> </tr> </table>		Serie		96.0	Total		0.0																								
Serie		96.0																													
Total		0.0																													

<p>20 Skud</p>	<table style="width:100%; border-collapse: collapse;"> <tr><td style="width:10%;">1:</td><td style="width:15%;">10.0</td><td style="width:10%; text-align: center;">↘</td></tr> <tr><td>2:</td><td>*10.6</td><td style="text-align: center;">↘</td></tr> <tr><td>3:</td><td>9.8</td><td style="text-align: center;">↘</td></tr> <tr><td>4:</td><td>10.3</td><td style="text-align: center;">→</td></tr> <tr><td>5:</td><td>10.4</td><td style="text-align: center;">↗</td></tr> <tr><td>6:</td><td>*10.7</td><td style="text-align: center;">↗</td></tr> <tr><td>7:</td><td>*10.8</td><td style="text-align: center;">↗</td></tr> <tr><td>8:</td><td>10.4</td><td style="text-align: center;">↗</td></tr> <tr><td>9:</td><td>10.4</td><td style="text-align: center;">↗</td></tr> <tr><td>10:</td><td>10.3</td><td style="text-align: center;">↖</td></tr> </table>	1:	10.0	↘	2:	*10.6	↘	3:	9.8	↘	4:	10.3	→	5:	10.4	↗	6:	*10.7	↗	7:	*10.8	↗	8:	10.4	↗	9:	10.4	↗	10:	10.3	↖
1:	10.0	↘																													
2:	*10.6	↘																													
3:	9.8	↘																													
4:	10.3	→																													
5:	10.4	↗																													
6:	*10.7	↗																													
7:	*10.8	↗																													
8:	10.4	↗																													
9:	10.4	↗																													
10:	10.3	↖																													
<table style="width:100%; border-collapse: collapse;"> <tr> <td style="width:10%;">Serie</td> <td style="width:15%;"></td> <td style="width:10%; text-align: right;">99.0</td> </tr> <tr> <td>Total</td> <td></td> <td style="text-align: right;">99.0</td> </tr> </table>		Serie		99.0	Total		99.0																								
Serie		99.0																													
Total		99.0																													

<p>20 Skud</p>	<table style="width:100%; border-collapse: collapse;"> <tr><td style="width:10%;">11:</td><td style="width:15%;">*10.6</td><td style="width:10%; text-align: center;">↗</td></tr> <tr><td>12:</td><td>9.9</td><td style="text-align: center;">↖</td></tr> <tr><td>13:</td><td>*10.9</td><td style="text-align: center;">↗</td></tr> <tr><td>14:</td><td>10.4</td><td style="text-align: center;">↗</td></tr> <tr><td>15:</td><td>10.1</td><td style="text-align: center;">↖</td></tr> <tr><td>16:</td><td>*10.6</td><td style="text-align: center;">↘</td></tr> <tr><td>17:</td><td>10.2</td><td style="text-align: center;">↘</td></tr> <tr><td>18:</td><td>10.4</td><td style="text-align: center;">↘</td></tr> <tr><td>19:</td><td>10.3</td><td style="text-align: center;">↖</td></tr> <tr><td>20:</td><td>*10.7</td><td style="text-align: center;">↘</td></tr> </table>	11:	*10.6	↗	12:	9.9	↖	13:	*10.9	↗	14:	10.4	↗	15:	10.1	↖	16:	*10.6	↘	17:	10.2	↘	18:	10.4	↘	19:	10.3	↖	20:	*10.7	↘
11:	*10.6	↗																													
12:	9.9	↖																													
13:	*10.9	↗																													
14:	10.4	↗																													
15:	10.1	↖																													
16:	*10.6	↘																													
17:	10.2	↘																													
18:	10.4	↘																													
19:	10.3	↖																													
20:	*10.7	↘																													
<table style="width:100%; border-collapse: collapse;"> <tr> <td style="width:10%;">Serie</td> <td style="width:15%;"></td> <td style="width:10%; text-align: right;">99.0</td> </tr> <tr> <td>Total</td> <td></td> <td style="text-align: right;">198.0</td> </tr> </table>		Serie		99.0	Total		198.0																								
Serie		99.0																													
Total		198.0																													

<p>Prøve</p> 	<table style="width:100%; border-collapse: collapse;"> <tr><td style="width:10%;">1:</td><td style="width:40%;">9.5</td><td style="width:50%; text-align: right;">→</td></tr> <tr><td>2:</td><td>*10.7</td><td style="text-align: right;">↓</td></tr> <tr><td>3:</td><td>*10.5</td><td style="text-align: right;">↗</td></tr> <tr><td>4:</td><td>9.9</td><td style="text-align: right;">↗</td></tr> <tr><td>5:</td><td>10.0</td><td style="text-align: right;">↑</td></tr> <tr><td>6:</td><td>9.6</td><td style="text-align: right;">→</td></tr> <tr><td>7:</td><td>*10.5</td><td style="text-align: right;">↑</td></tr> </table> <table border="1" style="width:100%; border-collapse: collapse; margin-top: 5px;"> <tr> <td style="width:80%;">Serie</td> <td style="text-align: right;">67.0</td> </tr> <tr> <td>Total</td> <td style="text-align: right;">0.0</td> </tr> </table>	1:	9.5	→	2:	*10.7	↓	3:	*10.5	↗	4:	9.9	↗	5:	10.0	↑	6:	9.6	→	7:	*10.5	↑	Serie	67.0	Total	0.0
1:	9.5	→																								
2:	*10.7	↓																								
3:	*10.5	↗																								
4:	9.9	↗																								
5:	10.0	↑																								
6:	9.6	→																								
7:	*10.5	↑																								
Serie	67.0																									
Total	0.0																									

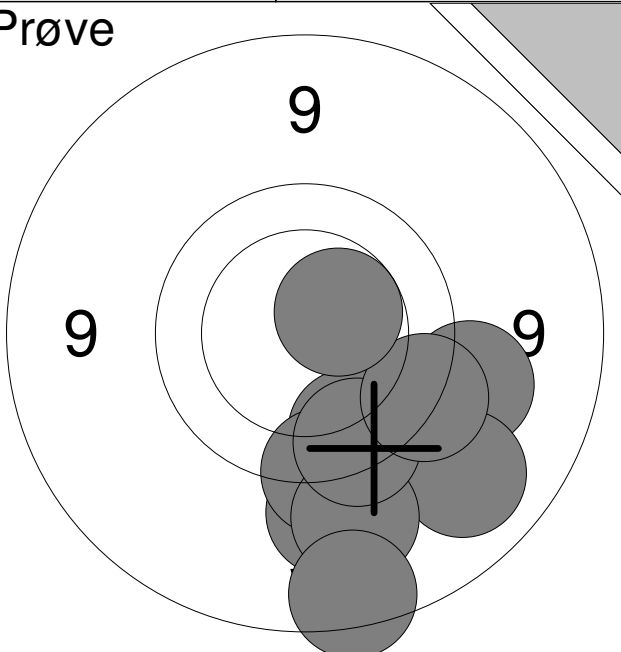
<p>20 Skud</p> 	<table style="width:100%; border-collapse: collapse;"> <tr><td style="width:10%;">1:</td><td style="width:40%;">*10.7</td><td style="width:50%; text-align: right;">↙</td></tr> <tr><td>2:</td><td>10.3</td><td style="text-align: right;">↗</td></tr> <tr><td>3:</td><td>*10.5</td><td style="text-align: right;">↗</td></tr> <tr><td>4:</td><td>10.4</td><td style="text-align: right;">←</td></tr> <tr><td>5:</td><td>9.8</td><td style="text-align: right;">↓</td></tr> <tr><td>6:</td><td>9.9</td><td style="text-align: right;">↗</td></tr> <tr><td>7:</td><td>10.0</td><td style="text-align: right;">←</td></tr> <tr><td>8:</td><td>9.6</td><td style="text-align: right;">↑</td></tr> <tr><td>9:</td><td>9.9</td><td style="text-align: right;">↗</td></tr> <tr><td>10:</td><td>*10.7</td><td style="text-align: right;">↑</td></tr> </table> <table border="1" style="width:100%; border-collapse: collapse; margin-top: 5px;"> <tr> <td style="width:80%;">Serie</td> <td style="text-align: right;">96.0</td> </tr> <tr> <td>Total</td> <td style="text-align: right;">96.0</td> </tr> </table>	1:	*10.7	↙	2:	10.3	↗	3:	*10.5	↗	4:	10.4	←	5:	9.8	↓	6:	9.9	↗	7:	10.0	←	8:	9.6	↑	9:	9.9	↗	10:	*10.7	↑	Serie	96.0	Total	96.0
1:	*10.7	↙																																	
2:	10.3	↗																																	
3:	*10.5	↗																																	
4:	10.4	←																																	
5:	9.8	↓																																	
6:	9.9	↗																																	
7:	10.0	←																																	
8:	9.6	↑																																	
9:	9.9	↗																																	
10:	*10.7	↑																																	
Serie	96.0																																		
Total	96.0																																		

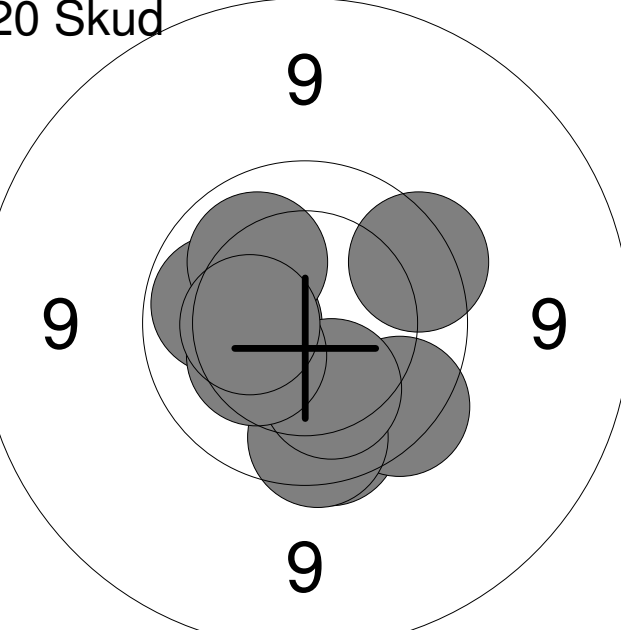
<p>20 Skud</p> 	<table style="width:100%; border-collapse: collapse;"> <tr><td style="width:10%;">11:</td><td style="width:40%;">9.7</td><td style="width:50%; text-align: right;">←</td></tr> <tr><td>12:</td><td>9.8</td><td style="text-align: right;">←</td></tr> <tr><td>13:</td><td>10.2</td><td style="text-align: right;">←</td></tr> <tr><td>14:</td><td>9.6</td><td style="text-align: right;">↗</td></tr> <tr><td>15:</td><td>9.2</td><td style="text-align: right;">←</td></tr> <tr><td>16:</td><td>*10.6</td><td style="text-align: right;">←</td></tr> <tr><td>17:</td><td>*10.7</td><td style="text-align: right;">↓</td></tr> <tr><td>18:</td><td>*10.6</td><td style="text-align: right;">↑</td></tr> <tr><td>19:</td><td>10.2</td><td style="text-align: right;">↗</td></tr> <tr><td>20:</td><td>10.3</td><td style="text-align: right;">←</td></tr> </table> <table border="1" style="width:100%; border-collapse: collapse; margin-top: 5px;"> <tr> <td style="width:80%;">Serie</td> <td style="text-align: right;">96.0</td> </tr> <tr> <td>Total</td> <td style="text-align: right;">192.0</td> </tr> </table>	11:	9.7	←	12:	9.8	←	13:	10.2	←	14:	9.6	↗	15:	9.2	←	16:	*10.6	←	17:	*10.7	↓	18:	*10.6	↑	19:	10.2	↗	20:	10.3	←	Serie	96.0	Total	192.0
11:	9.7	←																																	
12:	9.8	←																																	
13:	10.2	←																																	
14:	9.6	↗																																	
15:	9.2	←																																	
16:	*10.6	←																																	
17:	*10.7	↓																																	
18:	*10.6	↑																																	
19:	10.2	↗																																	
20:	10.3	←																																	
Serie	96.0																																		
Total	192.0																																		

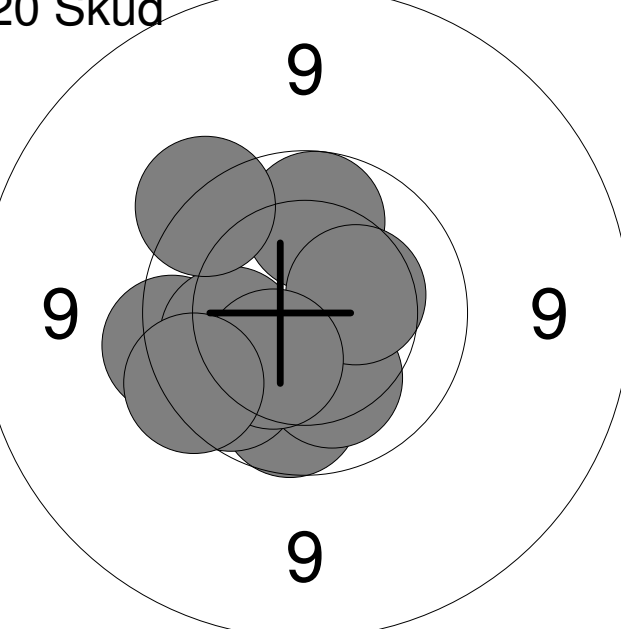
<p>Prøve</p>	<table style="width:100%; border-collapse: collapse;"> <tr><td>1:</td><td>9.1</td><td>↙</td></tr> <tr><td>2:</td><td>9.7</td><td>↙</td></tr> <tr><td>3:</td><td>9.9</td><td>↙</td></tr> <tr><td>4:</td><td>9.3</td><td>→</td></tr> <tr><td>5:</td><td>9.6</td><td>↘</td></tr> <tr><td>6:</td><td>10.4</td><td>↘</td></tr> <tr><td>7:</td><td>10.1</td><td>→</td></tr> <tr><td>8:</td><td>*10.7</td><td>↘</td></tr> <tr><td>9:</td><td>*10.5</td><td>↘</td></tr> <tr><td>10:</td><td>9.8</td><td>→</td></tr> </table>	1:	9.1	↙	2:	9.7	↙	3:	9.9	↙	4:	9.3	→	5:	9.6	↘	6:	10.4	↘	7:	10.1	→	8:	*10.7	↘	9:	*10.5	↘	10:	9.8	→
1:	9.1	↙																													
2:	9.7	↙																													
3:	9.9	↙																													
4:	9.3	→																													
5:	9.6	↘																													
6:	10.4	↘																													
7:	10.1	→																													
8:	*10.7	↘																													
9:	*10.5	↘																													
10:	9.8	→																													
<table style="width:100%; border-collapse: collapse;"> <tr> <td style="width:5%;"></td> <td style="width:90%;">Serie</td> <td style="width:5%; text-align: right;">94.0</td> </tr> <tr> <td></td> <td>Total</td> <td style="text-align: right;">0.0</td> </tr> </table>			Serie	94.0		Total	0.0																								
	Serie	94.0																													
	Total	0.0																													

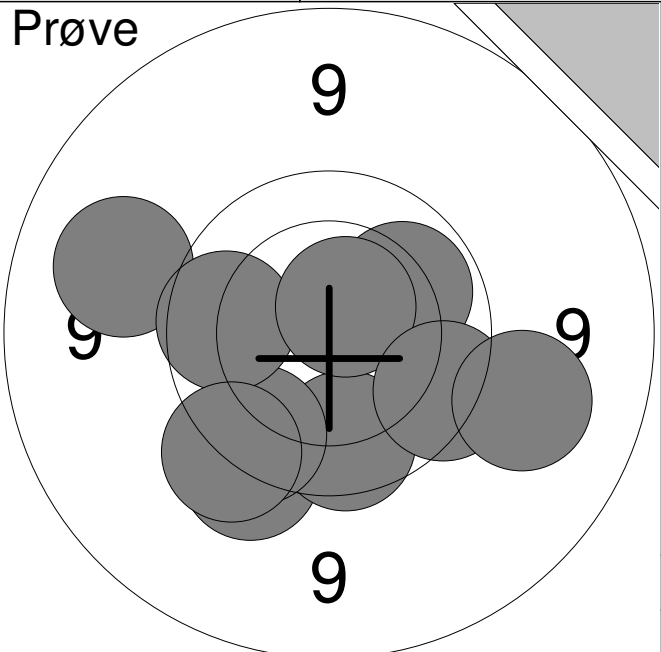
<p>20 Skud</p>	<table style="width:100%; border-collapse: collapse;"> <tr><td>1:</td><td>10.1</td><td>↗</td></tr> <tr><td>2:</td><td>9.8</td><td>↘</td></tr> <tr><td>3:</td><td>10.4</td><td>↘</td></tr> <tr><td>4:</td><td>9.4</td><td>↙</td></tr> <tr><td>5:</td><td>*10.7</td><td>↘</td></tr> <tr><td>6:</td><td>9.7</td><td>→</td></tr> <tr><td>7:</td><td>9.6</td><td>↙</td></tr> <tr><td>8:</td><td>9.6</td><td>↗</td></tr> <tr><td>9:</td><td>9.8</td><td>↙</td></tr> <tr><td>10:</td><td>10.0</td><td>→</td></tr> </table>	1:	10.1	↗	2:	9.8	↘	3:	10.4	↘	4:	9.4	↙	5:	*10.7	↘	6:	9.7	→	7:	9.6	↙	8:	9.6	↗	9:	9.8	↙	10:	10.0	→
1:	10.1	↗																													
2:	9.8	↘																													
3:	10.4	↘																													
4:	9.4	↙																													
5:	*10.7	↘																													
6:	9.7	→																													
7:	9.6	↙																													
8:	9.6	↗																													
9:	9.8	↙																													
10:	10.0	→																													
<table style="width:100%; border-collapse: collapse;"> <tr> <td style="width:5%;"></td> <td style="width:90%;">Serie</td> <td style="width:5%; text-align: right;">94.0</td> </tr> <tr> <td></td> <td>Total</td> <td style="text-align: right;">94.0</td> </tr> </table>			Serie	94.0		Total	94.0																								
	Serie	94.0																													
	Total	94.0																													

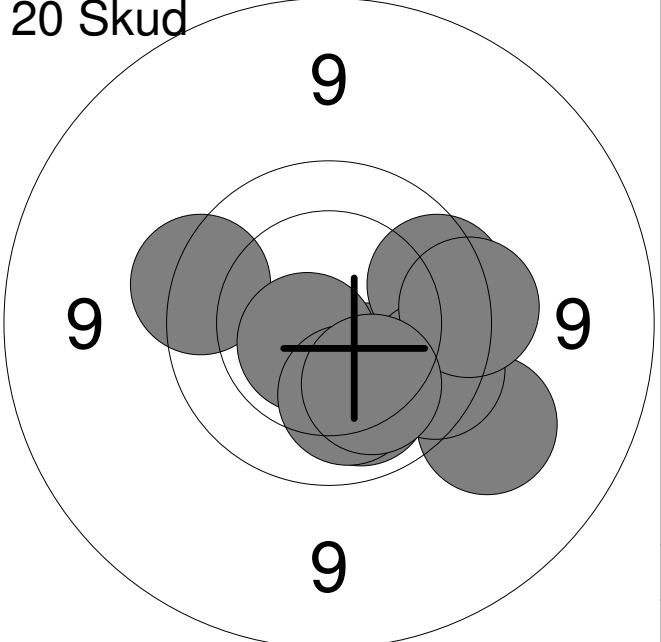
<p>20 Skud</p>	<table style="width:100%; border-collapse: collapse;"> <tr><td>11:</td><td>9.9</td><td>↘</td></tr> <tr><td>12:</td><td>9.6</td><td>↙</td></tr> <tr><td>13:</td><td>8.4</td><td>↙</td></tr> <tr><td>14:</td><td>9.9</td><td>↑</td></tr> <tr><td>15:</td><td>10.2</td><td>↑</td></tr> <tr><td>16:</td><td>9.8</td><td>↗</td></tr> <tr><td>17:</td><td>9.4</td><td>↘</td></tr> <tr><td>18:</td><td>9.8</td><td>↗</td></tr> <tr><td>19:</td><td>9.8</td><td>↘</td></tr> <tr><td>20:</td><td>9.2</td><td>↘</td></tr> </table>	11:	9.9	↘	12:	9.6	↙	13:	8.4	↙	14:	9.9	↑	15:	10.2	↑	16:	9.8	↗	17:	9.4	↘	18:	9.8	↗	19:	9.8	↘	20:	9.2	↘
11:	9.9	↘																													
12:	9.6	↙																													
13:	8.4	↙																													
14:	9.9	↑																													
15:	10.2	↑																													
16:	9.8	↗																													
17:	9.4	↘																													
18:	9.8	↗																													
19:	9.8	↘																													
20:	9.2	↘																													
<table style="width:100%; border-collapse: collapse;"> <tr> <td style="width:5%;"></td> <td style="width:90%;">Serie</td> <td style="width:5%; text-align: right;">90.0</td> </tr> <tr> <td></td> <td>Total</td> <td style="text-align: right;">184.0</td> </tr> </table>			Serie	90.0		Total	184.0																								
	Serie	90.0																													
	Total	184.0																													

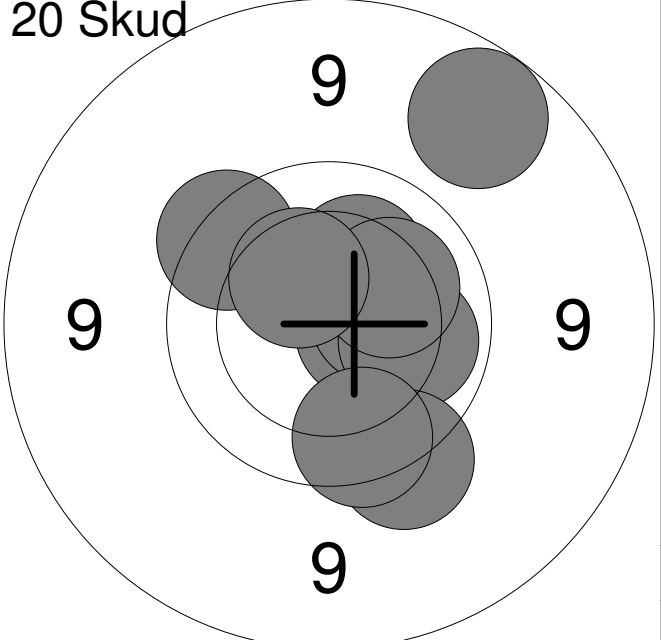
<p>Prøve</p> 	<table style="width:100%; border-collapse: collapse;"> <tr><td>1:</td><td>9.4</td><td>↘</td></tr> <tr><td>2:</td><td>9.8</td><td>↓</td></tr> <tr><td>3:</td><td>9.3</td><td>↓</td></tr> <tr><td>4:</td><td>9.6</td><td>↓</td></tr> <tr><td>5:</td><td>9.1</td><td>↓</td></tr> <tr><td>6:</td><td>9.2</td><td>↓</td></tr> <tr><td>7:</td><td>8.8</td><td>↓</td></tr> <tr><td>8:</td><td>9.7</td><td>↓</td></tr> <tr><td>9:</td><td>9.6</td><td>↘</td></tr> <tr><td>10:</td><td>10.5</td><td>↗</td></tr> </table> <table border="1" style="width:100%; border-collapse: collapse; margin-top: 5px;"> <tr> <td style="width:80%;">Serie</td> <td style="text-align: right;">90.0</td> </tr> <tr> <td>Total</td> <td style="text-align: right;">0.0</td> </tr> </table>	1:	9.4	↘	2:	9.8	↓	3:	9.3	↓	4:	9.6	↓	5:	9.1	↓	6:	9.2	↓	7:	8.8	↓	8:	9.7	↓	9:	9.6	↘	10:	10.5	↗	Serie	90.0	Total	0.0
1:	9.4	↘																																	
2:	9.8	↓																																	
3:	9.3	↓																																	
4:	9.6	↓																																	
5:	9.1	↓																																	
6:	9.2	↓																																	
7:	8.8	↓																																	
8:	9.7	↓																																	
9:	9.6	↘																																	
10:	10.5	↗																																	
Serie	90.0																																		
Total	0.0																																		

<p>20 Skud</p> 	<table style="width:100%; border-collapse: collapse;"> <tr><td>1:</td><td>10.0</td><td>←</td></tr> <tr><td>2:</td><td>9.8</td><td>↓</td></tr> <tr><td>3:</td><td>9.7</td><td>↓</td></tr> <tr><td>4:</td><td>9.8</td><td>↓</td></tr> <tr><td>5:</td><td>10.4</td><td>←</td></tr> <tr><td>6:</td><td>9.7</td><td>↗</td></tr> <tr><td>7:</td><td>10.1</td><td>↗</td></tr> <tr><td>8:</td><td>10.2</td><td>↓</td></tr> <tr><td>9:</td><td>10.3</td><td>↘</td></tr> <tr><td>10:</td><td>10.4</td><td>←</td></tr> </table> <table border="1" style="width:100%; border-collapse: collapse; margin-top: 5px;"> <tr> <td style="width:80%;">Serie</td> <td style="text-align: right;">96.0</td> </tr> <tr> <td>Total</td> <td style="text-align: right;">96.0</td> </tr> </table>	1:	10.0	←	2:	9.8	↓	3:	9.7	↓	4:	9.8	↓	5:	10.4	←	6:	9.7	↗	7:	10.1	↗	8:	10.2	↓	9:	10.3	↘	10:	10.4	←	Serie	96.0	Total	96.0
1:	10.0	←																																	
2:	9.8	↓																																	
3:	9.7	↓																																	
4:	9.8	↓																																	
5:	10.4	←																																	
6:	9.7	↗																																	
7:	10.1	↗																																	
8:	10.2	↓																																	
9:	10.3	↘																																	
10:	10.4	←																																	
Serie	96.0																																		
Total	96.0																																		

<p>20 Skud</p> 	<table style="width:100%; border-collapse: collapse;"> <tr><td>11:</td><td>9.7</td><td>←</td></tr> <tr><td>12:</td><td>9.9</td><td>↓</td></tr> <tr><td>13:</td><td>9.9</td><td>↘</td></tr> <tr><td>14:</td><td>10.2</td><td>↓</td></tr> <tr><td>15:</td><td>10.0</td><td>↑</td></tr> <tr><td>16:</td><td>10.1</td><td>←</td></tr> <tr><td>17:</td><td>10.4</td><td>↗</td></tr> <tr><td>18:</td><td>9.6</td><td>↗</td></tr> <tr><td>19:</td><td>10.3</td><td>↘</td></tr> <tr><td>20:</td><td>9.7</td><td>↘</td></tr> </table> <table border="1" style="width:100%; border-collapse: collapse; margin-top: 5px;"> <tr> <td style="width:80%;">Serie</td> <td style="text-align: right;">95.0</td> </tr> <tr> <td>Total</td> <td style="text-align: right;">191.0</td> </tr> </table>	11:	9.7	←	12:	9.9	↓	13:	9.9	↘	14:	10.2	↓	15:	10.0	↑	16:	10.1	←	17:	10.4	↗	18:	9.6	↗	19:	10.3	↘	20:	9.7	↘	Serie	95.0	Total	191.0
11:	9.7	←																																	
12:	9.9	↓																																	
13:	9.9	↘																																	
14:	10.2	↓																																	
15:	10.0	↑																																	
16:	10.1	←																																	
17:	10.4	↗																																	
18:	9.6	↗																																	
19:	10.3	↘																																	
20:	9.7	↘																																	
Serie	95.0																																		
Total	191.0																																		

<p>Prøve</p> 	<table style="width:100%; border-collapse: collapse;"> <tr><td style="text-align: right;">1:</td><td style="text-align: right;">9.2</td><td style="text-align: right;">↖</td></tr> <tr><td style="text-align: right;">2:</td><td style="text-align: right;">9.5</td><td style="text-align: right;">↘</td></tr> <tr><td style="text-align: right;">3:</td><td style="text-align: right;">9.9</td><td style="text-align: right;">↘</td></tr> <tr><td style="text-align: right;">4:</td><td style="text-align: right;">9.7</td><td style="text-align: right;">↘</td></tr> <tr><td style="text-align: right;">5:</td><td style="text-align: right;">9.9</td><td style="text-align: right;">↖</td></tr> <tr><td style="text-align: right;">6:</td><td style="text-align: right;">10.0</td><td style="text-align: right;">↗</td></tr> <tr><td style="text-align: right;">7:</td><td style="text-align: right;">*10.6</td><td style="text-align: right;">↗</td></tr> <tr><td style="text-align: right;">8:</td><td style="text-align: right;">9.7</td><td style="text-align: right;">↘</td></tr> <tr><td style="text-align: right;">9:</td><td style="text-align: right;">9.3</td><td style="text-align: right;">↘</td></tr> <tr><td style="text-align: right;">10:</td><td style="text-align: right;">9.6</td><td style="text-align: right;">↘</td></tr> <tr><td colspan="2">Serie</td><td style="text-align: right;">92.0</td></tr> <tr><td colspan="2">Total</td><td style="text-align: right;">0.0</td></tr> </table>	1:	9.2	↖	2:	9.5	↘	3:	9.9	↘	4:	9.7	↘	5:	9.9	↖	6:	10.0	↗	7:	*10.6	↗	8:	9.7	↘	9:	9.3	↘	10:	9.6	↘	Serie		92.0	Total		0.0
1:	9.2	↖																																			
2:	9.5	↘																																			
3:	9.9	↘																																			
4:	9.7	↘																																			
5:	9.9	↖																																			
6:	10.0	↗																																			
7:	*10.6	↗																																			
8:	9.7	↘																																			
9:	9.3	↘																																			
10:	9.6	↘																																			
Serie		92.0																																			
Total		0.0																																			

<p>20 Skud</p> 	<table style="width:100%; border-collapse: collapse;"> <tr><td style="text-align: right;">1:</td><td style="text-align: right;">9.7</td><td style="text-align: right;">↖</td></tr> <tr><td style="text-align: right;">2:</td><td style="text-align: right;">10.3</td><td style="text-align: right;">↘</td></tr> <tr><td style="text-align: right;">3:</td><td style="text-align: right;">*10.6</td><td style="text-align: right;">↘</td></tr> <tr><td style="text-align: right;">4:</td><td style="text-align: right;">10.1</td><td style="text-align: right;">↘</td></tr> <tr><td style="text-align: right;">5:</td><td style="text-align: right;">9.4</td><td style="text-align: right;">↘</td></tr> <tr><td style="text-align: right;">6:</td><td style="text-align: right;">9.8</td><td style="text-align: right;">↗</td></tr> <tr><td style="text-align: right;">7:</td><td style="text-align: right;">9.8</td><td style="text-align: right;">↘</td></tr> <tr><td style="text-align: right;">8:</td><td style="text-align: right;">10.1</td><td style="text-align: right;">↘</td></tr> <tr><td style="text-align: right;">9:</td><td style="text-align: right;">9.7</td><td style="text-align: right;">↗</td></tr> <tr><td style="text-align: right;">10:</td><td style="text-align: right;">10.1</td><td style="text-align: right;">↘</td></tr> <tr><td colspan="2">Serie</td><td style="text-align: right;">95.0</td></tr> <tr><td colspan="2">Total</td><td style="text-align: right;">95.0</td></tr> </table>	1:	9.7	↖	2:	10.3	↘	3:	*10.6	↘	4:	10.1	↘	5:	9.4	↘	6:	9.8	↗	7:	9.8	↘	8:	10.1	↘	9:	9.7	↗	10:	10.1	↘	Serie		95.0	Total		95.0
1:	9.7	↖																																			
2:	10.3	↘																																			
3:	*10.6	↘																																			
4:	10.1	↘																																			
5:	9.4	↘																																			
6:	9.8	↗																																			
7:	9.8	↘																																			
8:	10.1	↘																																			
9:	9.7	↗																																			
10:	10.1	↘																																			
Serie		95.0																																			
Total		95.0																																			

<p>20 Skud</p> 	<table style="width:100%; border-collapse: collapse;"> <tr><td style="text-align: right;">11:</td><td style="text-align: right;">10.2</td><td style="text-align: right;">↗</td></tr> <tr><td style="text-align: right;">12:</td><td style="text-align: right;">*10.5</td><td style="text-align: right;">↗</td></tr> <tr><td style="text-align: right;">13:</td><td style="text-align: right;">9.7</td><td style="text-align: right;">↗</td></tr> <tr><td style="text-align: right;">14:</td><td style="text-align: right;">9.0</td><td style="text-align: right;">↗</td></tr> <tr><td style="text-align: right;">15:</td><td style="text-align: right;">10.4</td><td style="text-align: right;">↗</td></tr> <tr><td style="text-align: right;">16:</td><td style="text-align: right;">10.1</td><td style="text-align: right;">↗</td></tr> <tr><td style="text-align: right;">17:</td><td style="text-align: right;">9.6</td><td style="text-align: right;">↘</td></tr> <tr><td style="text-align: right;">18:</td><td style="text-align: right;">10.2</td><td style="text-align: right;">↗</td></tr> <tr><td style="text-align: right;">19:</td><td style="text-align: right;">10.4</td><td style="text-align: right;">↗</td></tr> <tr><td style="text-align: right;">20:</td><td style="text-align: right;">9.8</td><td style="text-align: right;">↘</td></tr> <tr><td colspan="2">Serie</td><td style="text-align: right;">96.0</td></tr> <tr><td colspan="2">Total</td><td style="text-align: right;">191.0</td></tr> </table>	11:	10.2	↗	12:	*10.5	↗	13:	9.7	↗	14:	9.0	↗	15:	10.4	↗	16:	10.1	↗	17:	9.6	↘	18:	10.2	↗	19:	10.4	↗	20:	9.8	↘	Serie		96.0	Total		191.0
11:	10.2	↗																																			
12:	*10.5	↗																																			
13:	9.7	↗																																			
14:	9.0	↗																																			
15:	10.4	↗																																			
16:	10.1	↗																																			
17:	9.6	↘																																			
18:	10.2	↗																																			
19:	10.4	↗																																			
20:	9.8	↘																																			
Serie		96.0																																			
Total		191.0																																			

<p>Prøve</p>	<table style="width:100%;"> <tr> <td>1:</td> <td>*10.6</td> <td>↖</td> </tr> <tr> <td>2:</td> <td>10.5</td> <td>↗</td> </tr> </table>	1:	*10.6	↖	2:	10.5	↗
1:	*10.6	↖					
2:	10.5	↗					
<table style="width:100%;"> <tr> <td style="width:80%;">Serie</td> <td style="text-align: right;">20.0</td> </tr> <tr> <td>Total</td> <td style="text-align: right;">0.0</td> </tr> </table>		Serie	20.0	Total	0.0		
Serie	20.0						
Total	0.0						

<p>20 Skud</p>	<table style="width:100%;"> <tr><td>1:</td><td>10.2</td><td>↖</td></tr> <tr><td>2:</td><td>*10.5</td><td>↙</td></tr> <tr><td>3:</td><td>10.3</td><td>↘</td></tr> <tr><td>4:</td><td>10.5</td><td>↕</td></tr> <tr><td>5:</td><td>10.4</td><td>↗</td></tr> <tr><td>6:</td><td>*10.7</td><td>↘</td></tr> <tr><td>7:</td><td>10.1</td><td>↙</td></tr> <tr><td>8:</td><td>*10.8</td><td>↖</td></tr> <tr><td>9:</td><td>*10.6</td><td>→</td></tr> <tr><td>10:</td><td>9.5</td><td>↙</td></tr> </table>	1:	10.2	↖	2:	*10.5	↙	3:	10.3	↘	4:	10.5	↕	5:	10.4	↗	6:	*10.7	↘	7:	10.1	↙	8:	*10.8	↖	9:	*10.6	→	10:	9.5	↙
1:	10.2	↖																													
2:	*10.5	↙																													
3:	10.3	↘																													
4:	10.5	↕																													
5:	10.4	↗																													
6:	*10.7	↘																													
7:	10.1	↙																													
8:	*10.8	↖																													
9:	*10.6	→																													
10:	9.5	↙																													
<table style="width:100%;"> <tr> <td style="width:80%;">Serie</td> <td style="text-align: right;">99.0</td> </tr> <tr> <td>Total</td> <td style="text-align: right;">99.0</td> </tr> </table>		Serie	99.0	Total	99.0																										
Serie	99.0																														
Total	99.0																														

<p>20 Skud</p>	<table style="width:100%;"> <tr><td>11:</td><td>*10.5</td><td>←</td></tr> <tr><td>12:</td><td>10.4</td><td>↖</td></tr> <tr><td>13:</td><td>10.2</td><td>↗</td></tr> <tr><td>14:</td><td>*10.6</td><td>→</td></tr> <tr><td>15:</td><td>*10.8</td><td>→</td></tr> <tr><td>16:</td><td>9.7</td><td>↙</td></tr> <tr><td>17:</td><td>10.1</td><td>↘</td></tr> <tr><td>18:</td><td>10.2</td><td>↙</td></tr> <tr><td>19:</td><td>*10.5</td><td>↕</td></tr> <tr><td>20:</td><td>10.2</td><td>↘</td></tr> </table>	11:	*10.5	←	12:	10.4	↖	13:	10.2	↗	14:	*10.6	→	15:	*10.8	→	16:	9.7	↙	17:	10.1	↘	18:	10.2	↙	19:	*10.5	↕	20:	10.2	↘
11:	*10.5	←																													
12:	10.4	↖																													
13:	10.2	↗																													
14:	*10.6	→																													
15:	*10.8	→																													
16:	9.7	↙																													
17:	10.1	↘																													
18:	10.2	↙																													
19:	*10.5	↕																													
20:	10.2	↘																													
<table style="width:100%;"> <tr> <td style="width:80%;">Serie</td> <td style="text-align: right;">99.0</td> </tr> <tr> <td>Total</td> <td style="text-align: right;">198.0</td> </tr> </table>		Serie	99.0	Total	198.0																										
Serie	99.0																														
Total	198.0																														

Hold

9

Skive

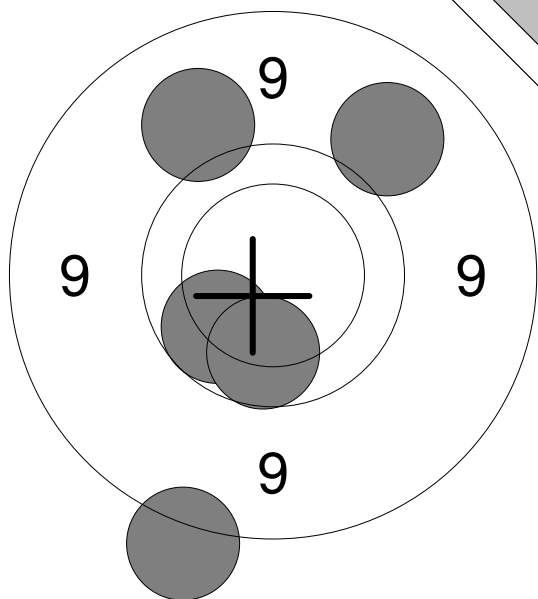
6

Kenneth Warming Nielsen

Mou & Omegns Skf.

J2

Prøve



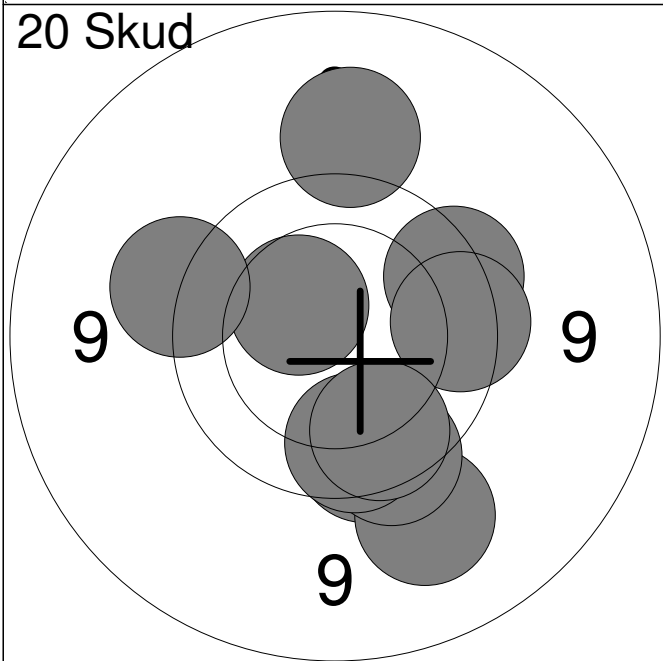
1: 8.6
2: 10.0
3: 9.2
4: 9.2
5: 9.9



Serie 45.0

Total 0.0

20 Skud



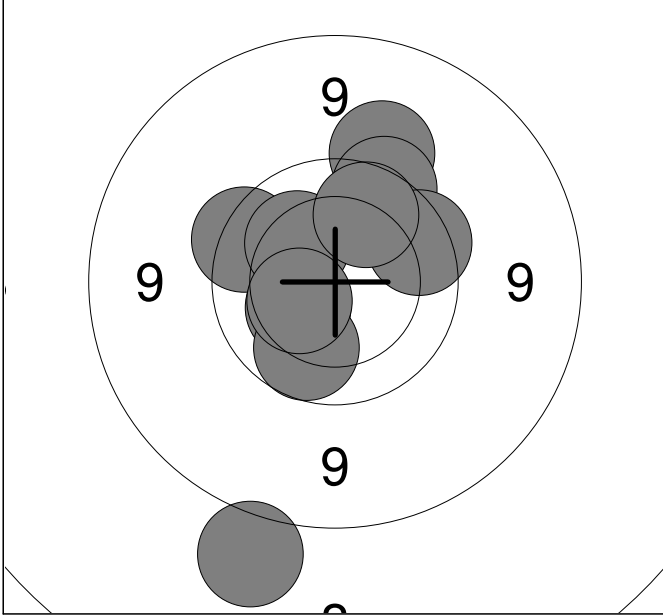
1: 9.8
2: 9.7
3: 9.3
4: 10.4
5: 9.7
6: 9.3
7: 9.9
8: 9.7
9: 9.9
10: 9.5



Serie 91.0

Total 91.0

20 Skud



11: 9.7
12: 8.5
13: 9.4
14: 10.3
15: 10.2
16: 9.9
17: 9.7
18: 9.8
19: 10.4
20: 9.9



Serie 92.0

Total 183.0

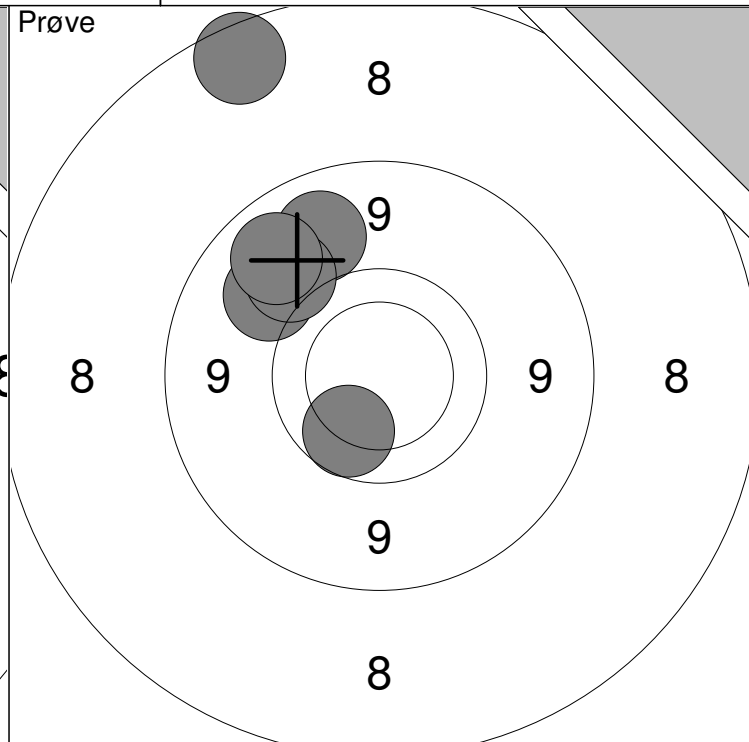
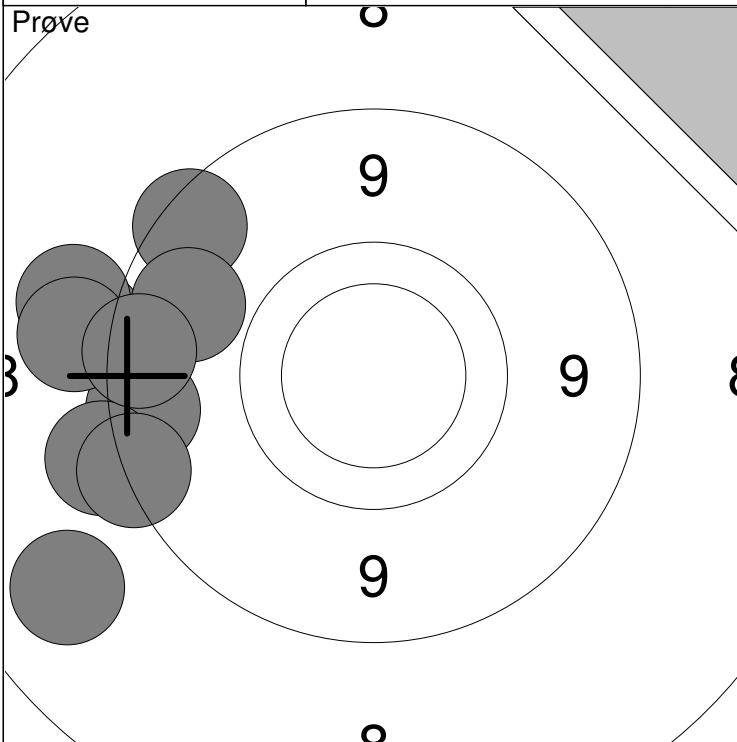
Hold
9

Skive
7

Magnus Meulengracht

Mou & Omegns Skf.

BK4

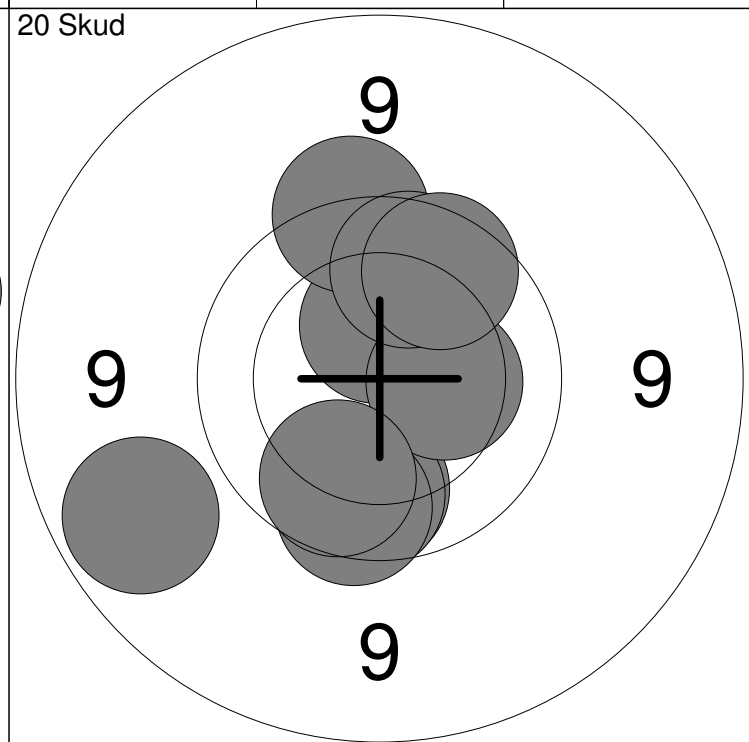
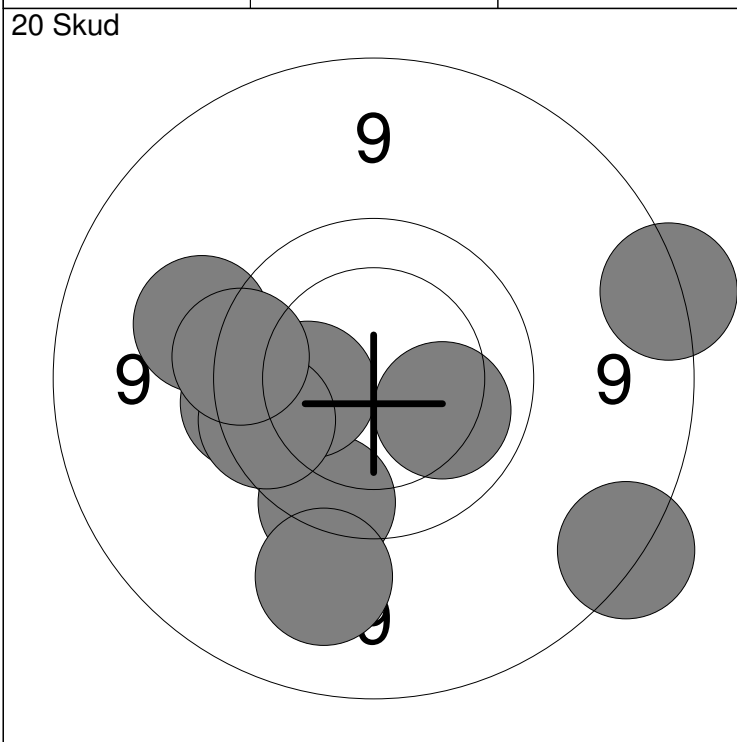


1: 8.2	←	6: 8.6	←
2: 8.8	←	7: 9.0	↗
3: 8.6	←	8: 8.5	←
4: 8.8	↖	9: 8.5	←
5: 8.7	←	10: 8.8	←

Serie	81.0
Total	0.0

11: 7.9	↗
12: 9.2	↗
13: 9.1	↗
14: 9.3	↗
15: 9.1	↗

16: 9.9	↘
Serie	52.0
Total	0.0



1: 8.7	→	6: 9.7	←
2: 8.7	↘	7: 9.8	←
3: 9.7	↓	8: 9.4	←
4: 10.2	←	9: 9.7	←
5: 9.2	↓	10: 10.1	↘

Serie	90.0
Total	90.0

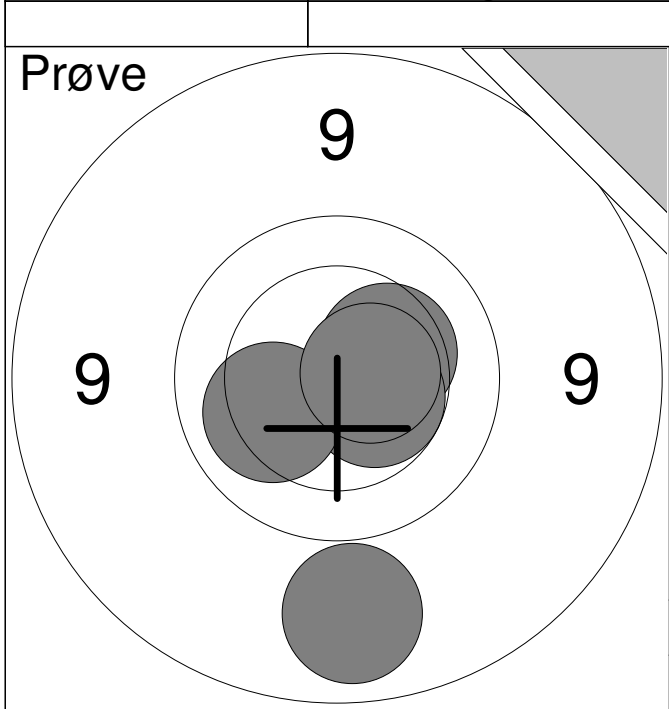
11: 9.9	↓
12: 9.9	↓
13: 9.0	↙
14: 10.4	↑
15: 10.3	→

16: 9.6	↑
17: 9.9	↑
18: 9.8	↗
19: 9.8	↓
20: 9.9	↘
Serie	92.0
Total	182.0

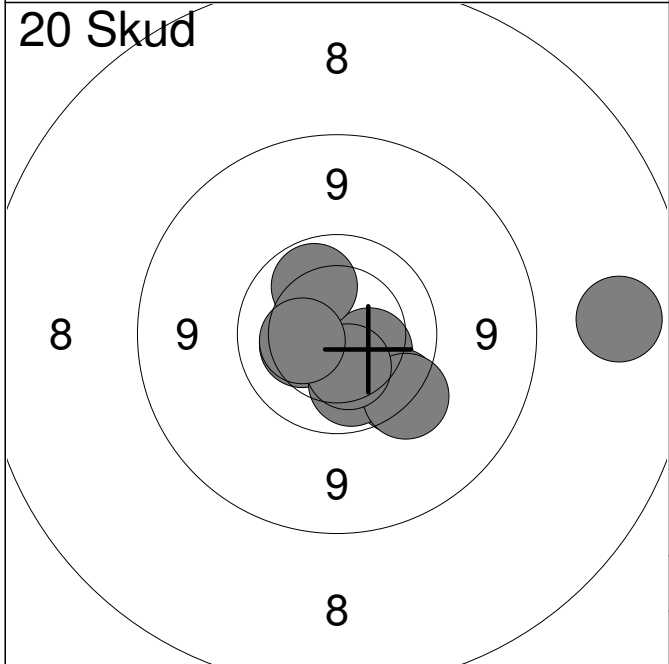
<p>Prøve</p>	<table style="width:100%; border-collapse: collapse;"> <tr><td style="width:10%;">1:</td><td style="width:20%;">7.6</td><td style="width:10%; text-align: center;">↑</td></tr> <tr><td>2:</td><td>8.3</td><td style="text-align: center;">↑</td></tr> <tr><td>3:</td><td>9.7</td><td style="text-align: center;">↓</td></tr> <tr><td>4:</td><td>8.2</td><td style="text-align: center;">↓</td></tr> <tr><td>5:</td><td>8.4</td><td style="text-align: center;">→</td></tr> <tr><td>6:</td><td>10.2</td><td style="text-align: center;">↗</td></tr> <tr><td>7:</td><td>10.3</td><td style="text-align: center;">→</td></tr> <tr><td>8:</td><td>*10.8</td><td style="text-align: center;">←</td></tr> <tr><td>9:</td><td>*10.8</td><td style="text-align: center;">↖</td></tr> </table> <table border="1" style="width:100%; border-collapse: collapse; margin-top: 5px;"> <tr> <td style="width:80%;">Serie</td> <td style="width:20%; text-align: right;">80.0</td> </tr> <tr> <td>Total</td> <td style="text-align: right;">0.0</td> </tr> </table>	1:	7.6	↑	2:	8.3	↑	3:	9.7	↓	4:	8.2	↓	5:	8.4	→	6:	10.2	↗	7:	10.3	→	8:	*10.8	←	9:	*10.8	↖	Serie	80.0	Total	0.0
1:	7.6	↑																														
2:	8.3	↑																														
3:	9.7	↓																														
4:	8.2	↓																														
5:	8.4	→																														
6:	10.2	↗																														
7:	10.3	→																														
8:	*10.8	←																														
9:	*10.8	↖																														
Serie	80.0																															
Total	0.0																															

<p>20 Skud</p>	<table style="width:100%; border-collapse: collapse;"> <tr><td style="width:10%;">1:</td><td style="width:20%;">10.1</td><td style="width:10%; text-align: center;">↑</td></tr> <tr><td>2:</td><td>*10.6</td><td style="text-align: center;">←</td></tr> <tr><td>3:</td><td>10.2</td><td style="text-align: center;">→</td></tr> <tr><td>4:</td><td>10.4</td><td style="text-align: center;">←</td></tr> <tr><td>5:</td><td>10.3</td><td style="text-align: center;">↘</td></tr> <tr><td>6:</td><td>9.8</td><td style="text-align: center;">←</td></tr> <tr><td>7:</td><td>10.4</td><td style="text-align: center;">↗</td></tr> <tr><td>8:</td><td>10.4</td><td style="text-align: center;">↗</td></tr> <tr><td>9:</td><td>9.6</td><td style="text-align: center;">↓</td></tr> <tr><td>10:</td><td>10.2</td><td style="text-align: center;">↓</td></tr> </table> <table border="1" style="width:100%; border-collapse: collapse; margin-top: 5px;"> <tr> <td style="width:80%;">Serie</td> <td style="width:20%; text-align: right;">98.0</td> </tr> <tr> <td>Total</td> <td style="text-align: right;">98.0</td> </tr> </table>	1:	10.1	↑	2:	*10.6	←	3:	10.2	→	4:	10.4	←	5:	10.3	↘	6:	9.8	←	7:	10.4	↗	8:	10.4	↗	9:	9.6	↓	10:	10.2	↓	Serie	98.0	Total	98.0
1:	10.1	↑																																	
2:	*10.6	←																																	
3:	10.2	→																																	
4:	10.4	←																																	
5:	10.3	↘																																	
6:	9.8	←																																	
7:	10.4	↗																																	
8:	10.4	↗																																	
9:	9.6	↓																																	
10:	10.2	↓																																	
Serie	98.0																																		
Total	98.0																																		

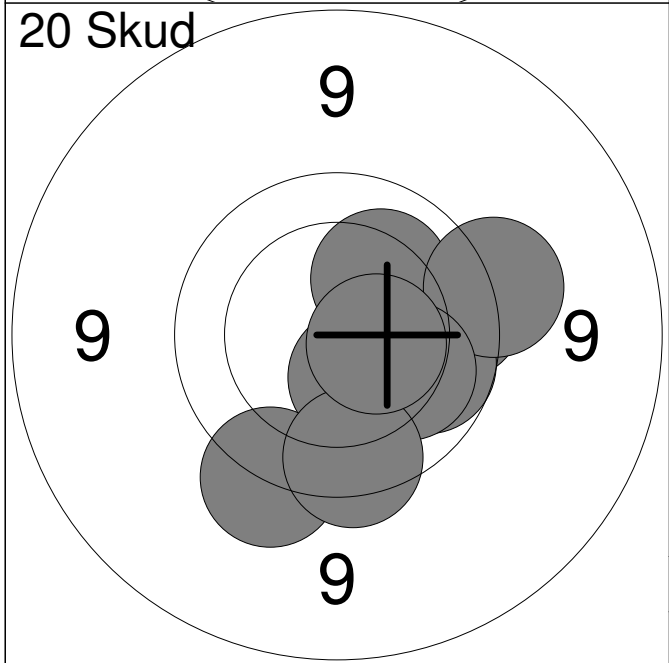
<p>20 Skud</p>	<table style="width:100%; border-collapse: collapse;"> <tr><td style="width:10%;">11:</td><td style="width:20%;">9.6</td><td style="width:10%; text-align: center;">↗</td></tr> <tr><td>12:</td><td>10.3</td><td style="text-align: center;">↓</td></tr> <tr><td>13:</td><td>10.5</td><td style="text-align: center;">→</td></tr> <tr><td>14:</td><td>*10.6</td><td style="text-align: center;">↗</td></tr> <tr><td>15:</td><td>10.1</td><td style="text-align: center;">↗</td></tr> <tr><td>16:</td><td>9.8</td><td style="text-align: center;">↑</td></tr> <tr><td>17:</td><td>9.9</td><td style="text-align: center;">↗</td></tr> <tr><td>18:</td><td>9.5</td><td style="text-align: center;">→</td></tr> <tr><td>19:</td><td>10.3</td><td style="text-align: center;">↓</td></tr> <tr><td>20:</td><td>10.4</td><td style="text-align: center;">↖</td></tr> </table> <table border="1" style="width:100%; border-collapse: collapse; margin-top: 5px;"> <tr> <td style="width:80%;">Serie</td> <td style="width:20%; text-align: right;">96.0</td> </tr> <tr> <td>Total</td> <td style="text-align: right;">194.0</td> </tr> </table>	11:	9.6	↗	12:	10.3	↓	13:	10.5	→	14:	*10.6	↗	15:	10.1	↗	16:	9.8	↑	17:	9.9	↗	18:	9.5	→	19:	10.3	↓	20:	10.4	↖	Serie	96.0	Total	194.0
11:	9.6	↗																																	
12:	10.3	↓																																	
13:	10.5	→																																	
14:	*10.6	↗																																	
15:	10.1	↗																																	
16:	9.8	↑																																	
17:	9.9	↗																																	
18:	9.5	→																																	
19:	10.3	↓																																	
20:	10.4	↖																																	
Serie	96.0																																		
Total	194.0																																		



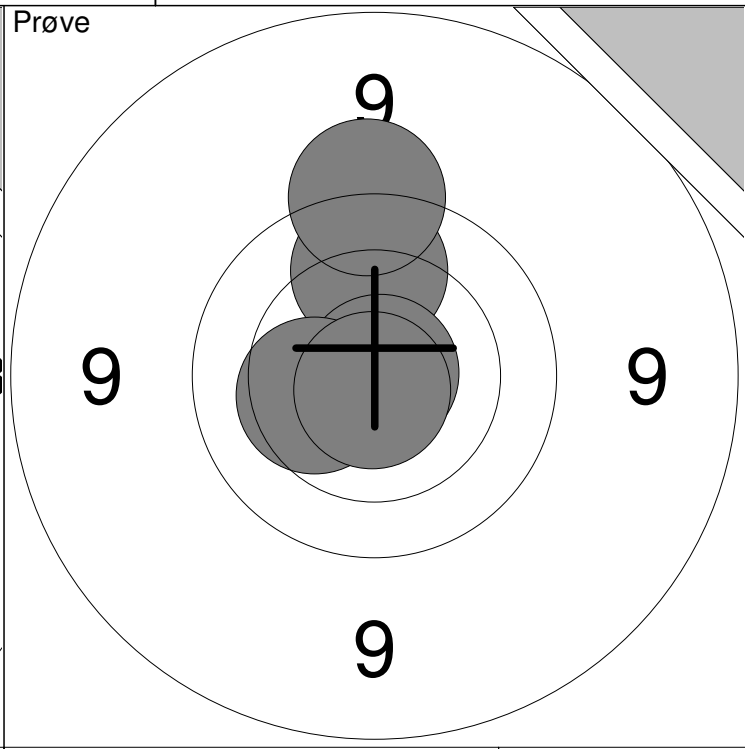
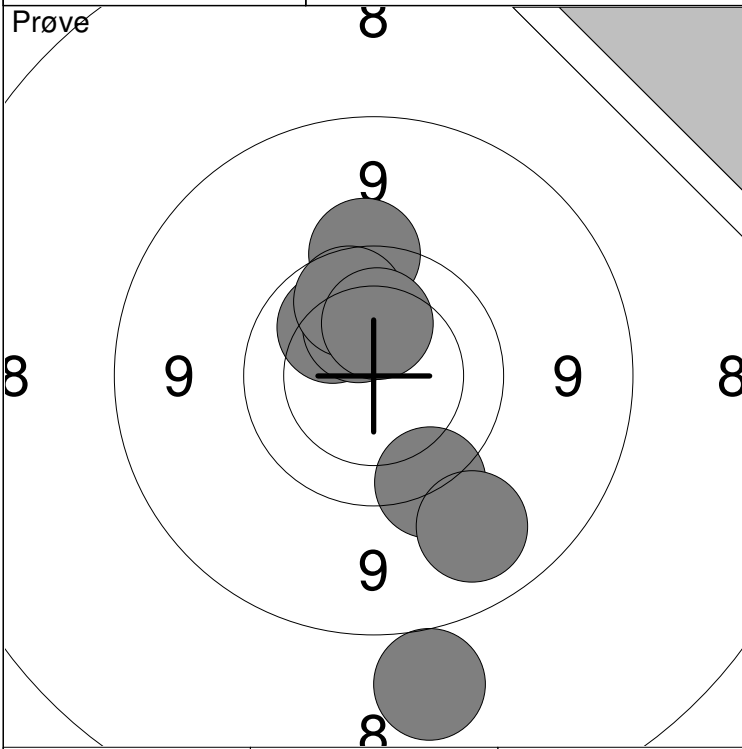
1:	9.1	↓
2:	10.4	↗
3:	*10.5	↘
4:	10.2	↖
5:	*10.6	→
Serie		49.0
Total		0.0



1:	10.2	↓
2:	10.3	↘
3:	9.7	↘
4:	10.0	↗
5:	10.3	↖
6:	10.1	↓
7:	9.6	↘
8:	10.3	↓
9:	10.3	↖
10:	8.1	→
Serie		96.0
Total		96.0

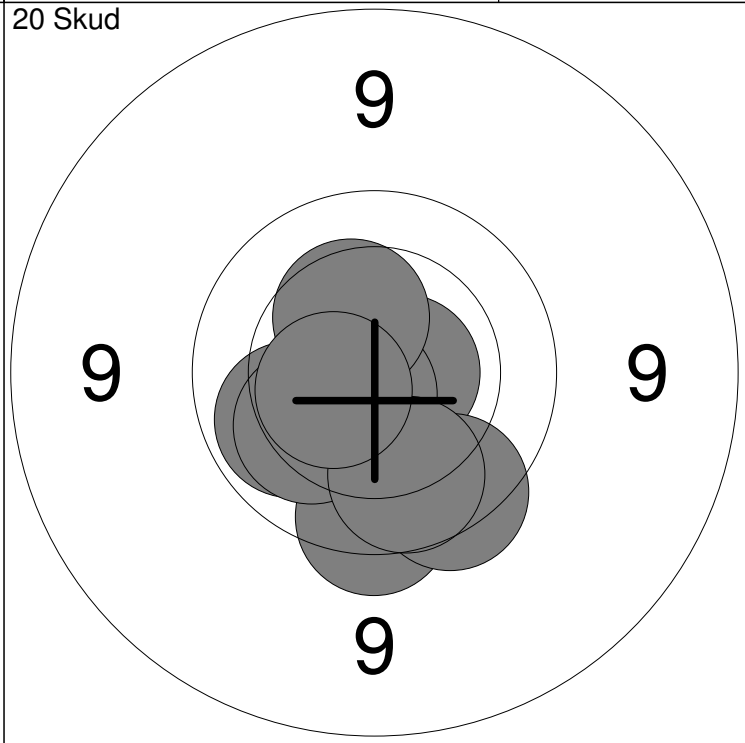
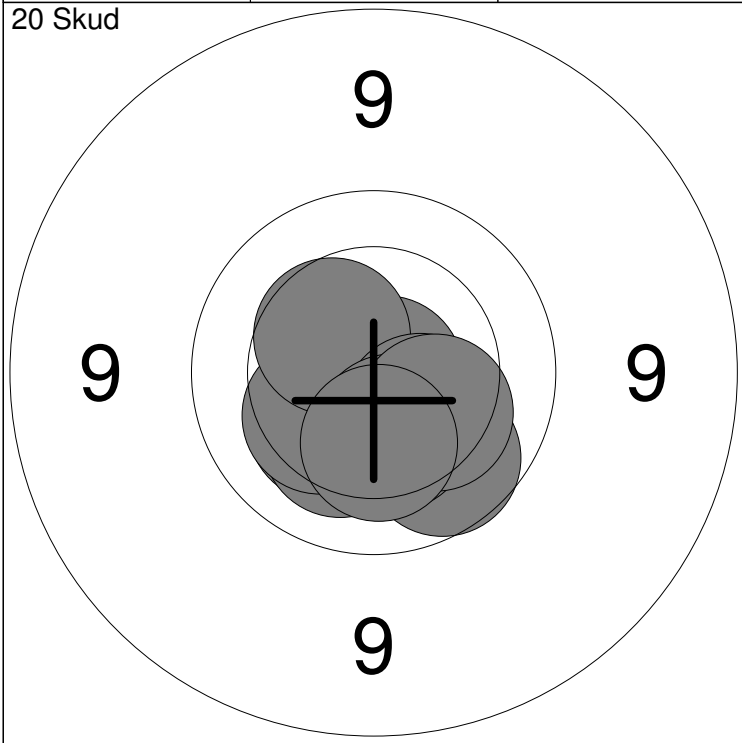


11:	10.4	↓
12:	9.8	→
13:	9.6	↘
14:	10.1	↗
15:	10.2	↗
16:	9.9	↘
17:	9.5	→
18:	10.1	↘
19:	9.8	↓
20:	*10.5	→
Serie		95.0
Total		191.0



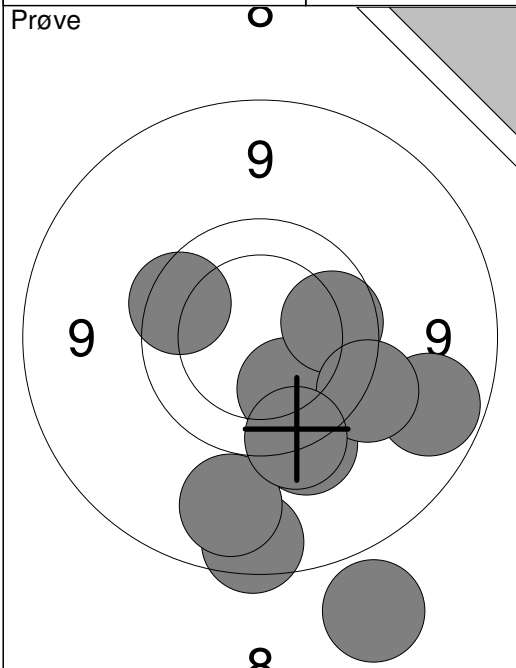
1: 8.4 ↓	6: 9.6 ↑	Serie	92.0
2: 9.6 ↓	7: 10.1 ↗		
3: 9.1 ↓	8: 10.3 ↑	Total	0.0
4: 9.9 ↑	9: 9.9 ↑		
5: 9.9 ↑	10: 10.2 ↑		

11: 9.9 ↑	Serie	48.0
12: 9.5 ↑		
13: *10.9 ↗	Total	0.0
14: 10.3 ←		
15: *10.8 ↓		

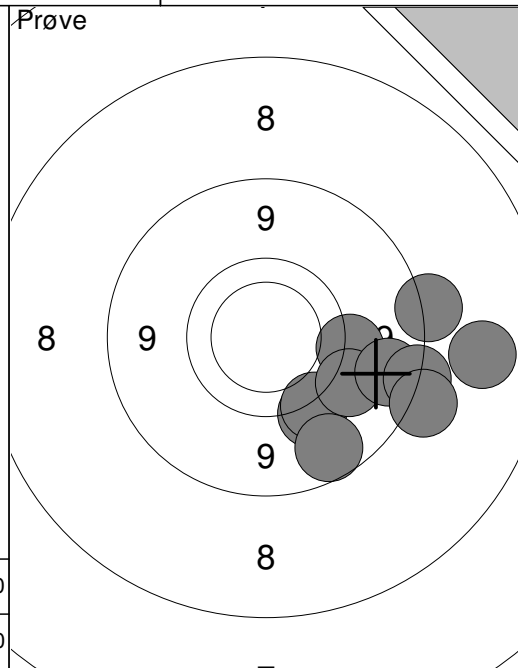


1: 10.3 ↙	6: 10.4 ↗	Serie	99.0
2: 10.2 ↓	7: 10.4 ↓		
3: 9.9 ↓	8: 10.3 ↓	Total	99.0
4: *10.8 →	9: 10.2 ↓		
5: 10.3 ↙	10: 10.3 ↓		

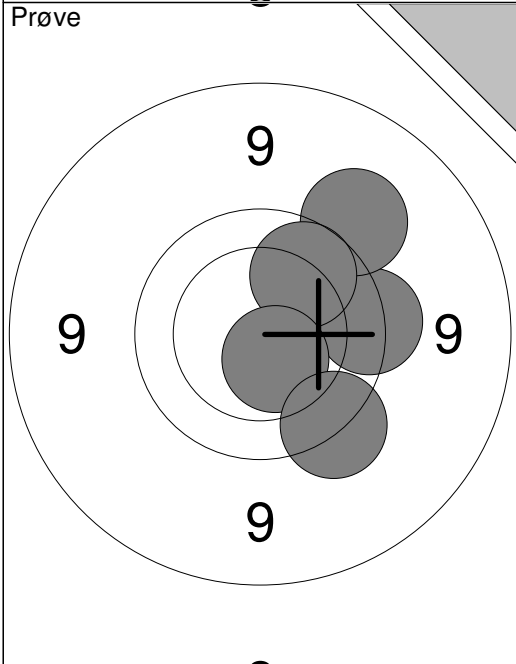
11: *10.7 →	16: 10.0 ↙	Serie	97.0
12: 9.7 ↓	17: 10.4 ↗		
13: 9.7 ↓	18: 10.2 ↙	Total	196.0
14: *10.6 ↙	19: 9.9 ↓		
15: *10.7 ↙	20: *10.5 ↙		



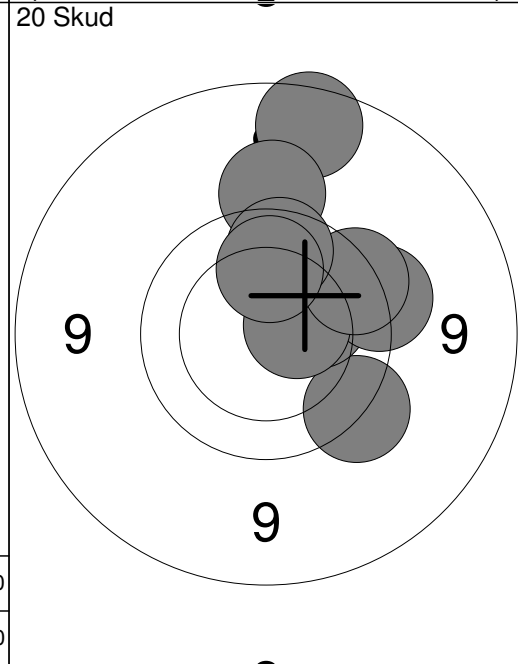
1:	9.8	↗
2:	10.1	↘
3:	9.0	↘
4:	9.9	→
5:	9.5	↘
6:	8.8	↘
7:	8.3	↘
8:	9.5	↘
9:	9.1	↘
10:	9.6	↘
Serie		89.0
Total		0.0



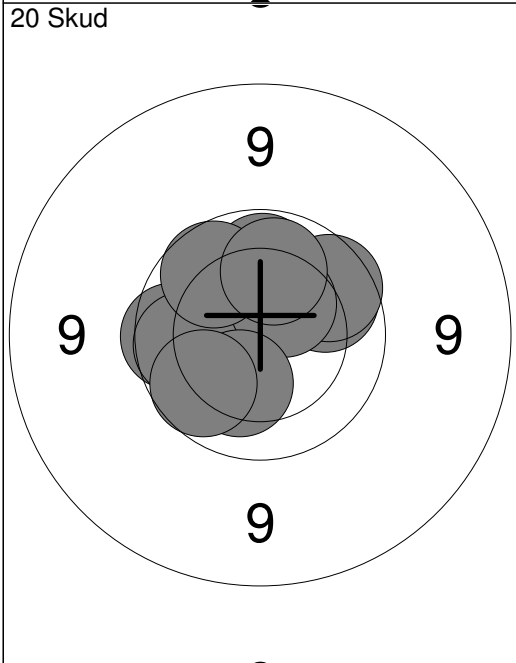
11:	9.4	↘
12:	9.5	↘
13:	8.9	↘
14:	8.6	→
15:	9.5	→
16:	9.3	↘
17:	8.9	↘
18:	8.7	→
19:	8.2	→
20:	8.6	↘
Serie		84.0
Total		0.0



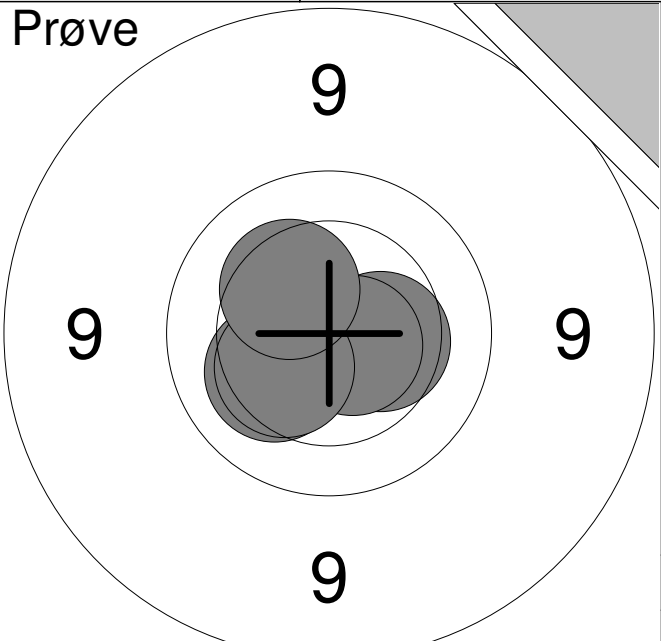
21:	9.6	→
22:	9.4	↗
23:	9.9	↗
24:	*10.5	↘
25:	9.6	↘
Serie		46.0
Total		0.0



1:	9.6	↘
2:	10.3	↗
3:	10.2	→
4:	9.6	→
5:	8.9	↑
6:	*10.5	→
7:	9.4	↑
8:	9.7	↗
9:	9.8	↑
10:	10.0	↑
Serie		93.0
Total		93.0

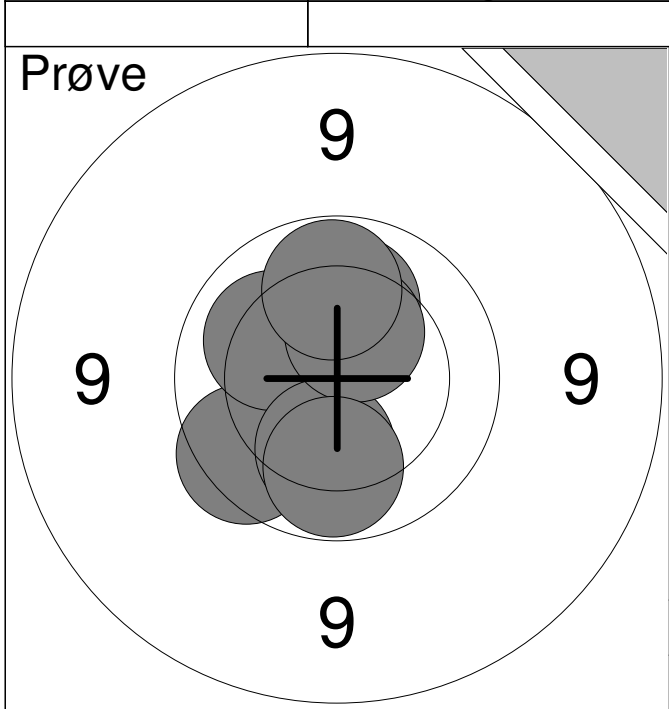


11:	9.9	↗
12:	9.9	↗
13:	10.0	↑
14:	9.8	←
15:	9.9	←
16:	10.4	↗
17:	10.2	↘
18:	9.9	↗
19:	10.0	↑
20:	9.9	↘
Serie		94.0
Total		187.0

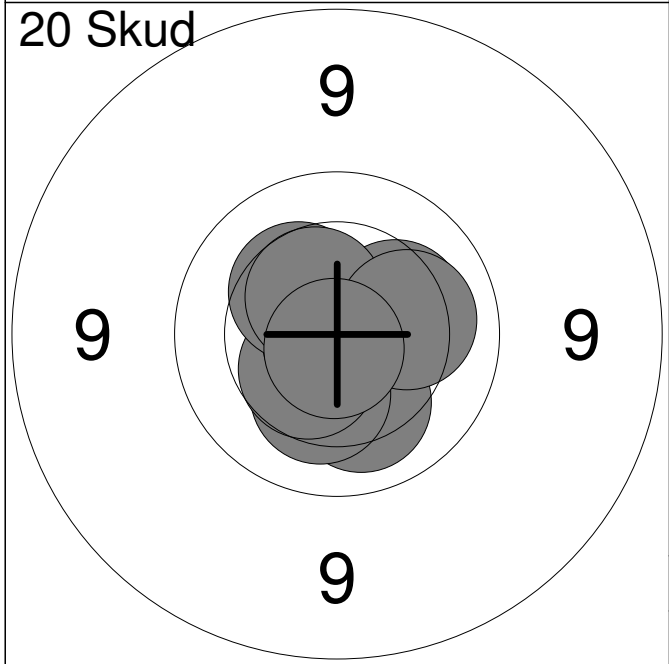
<p>Prøve</p> 	<table style="width:100%; border-collapse: collapse;"> <tr><td style="width:10%;">1:</td><td style="width:60%;">10.4</td><td style="width:10%; text-align:right;">→</td></tr> <tr><td>2:</td><td>10.2</td><td style="text-align:right;">↙</td></tr> <tr><td>3:</td><td>*10.7</td><td style="text-align:right;">↘</td></tr> <tr><td>4:</td><td>10.3</td><td style="text-align:right;">↙</td></tr> <tr><td>5:</td><td>10.3</td><td style="text-align:right;">↗</td></tr> </table> <table border="1" style="width:100%; border-collapse: collapse; margin-top: 5px;"> <tr> <td style="width:80%;">Serie</td> <td style="text-align:right;">50.0</td> </tr> <tr> <td>Total</td> <td style="text-align:right;">0.0</td> </tr> </table>	1:	10.4	→	2:	10.2	↙	3:	*10.7	↘	4:	10.3	↙	5:	10.3	↗	Serie	50.0	Total	0.0
1:	10.4	→																		
2:	10.2	↙																		
3:	*10.7	↘																		
4:	10.3	↙																		
5:	10.3	↗																		
Serie	50.0																			
Total	0.0																			

<p>20 Skud</p> 	<table style="width:100%; border-collapse: collapse;"> <tr><td style="width:10%;">1:</td><td style="width:60%;">10.1</td><td style="width:10%; text-align:right;">↗</td></tr> <tr><td>2:</td><td>10.2</td><td style="text-align:right;">↙</td></tr> <tr><td>3:</td><td>10.3</td><td style="text-align:right;">↙</td></tr> <tr><td>4:</td><td>10.1</td><td style="text-align:right;">↑</td></tr> <tr><td>5:</td><td>10.0</td><td style="text-align:right;">→</td></tr> <tr><td>6:</td><td>*10.6</td><td style="text-align:right;">↗</td></tr> <tr><td>7:</td><td>10.3</td><td style="text-align:right;">↘</td></tr> <tr><td>8:</td><td>*10.6</td><td style="text-align:right;">↘</td></tr> <tr><td>9:</td><td>10.5</td><td style="text-align:right;">↗</td></tr> <tr><td>10:</td><td>10.2</td><td style="text-align:right;">↘</td></tr> </table> <table border="1" style="width:100%; border-collapse: collapse; margin-top: 5px;"> <tr> <td style="width:80%;">Serie</td> <td style="text-align:right;">100.0</td> </tr> <tr> <td>Total</td> <td style="text-align:right;">100.0</td> </tr> </table>	1:	10.1	↗	2:	10.2	↙	3:	10.3	↙	4:	10.1	↑	5:	10.0	→	6:	*10.6	↗	7:	10.3	↘	8:	*10.6	↘	9:	10.5	↗	10:	10.2	↘	Serie	100.0	Total	100.0
1:	10.1	↗																																	
2:	10.2	↙																																	
3:	10.3	↙																																	
4:	10.1	↑																																	
5:	10.0	→																																	
6:	*10.6	↗																																	
7:	10.3	↘																																	
8:	*10.6	↘																																	
9:	10.5	↗																																	
10:	10.2	↘																																	
Serie	100.0																																		
Total	100.0																																		

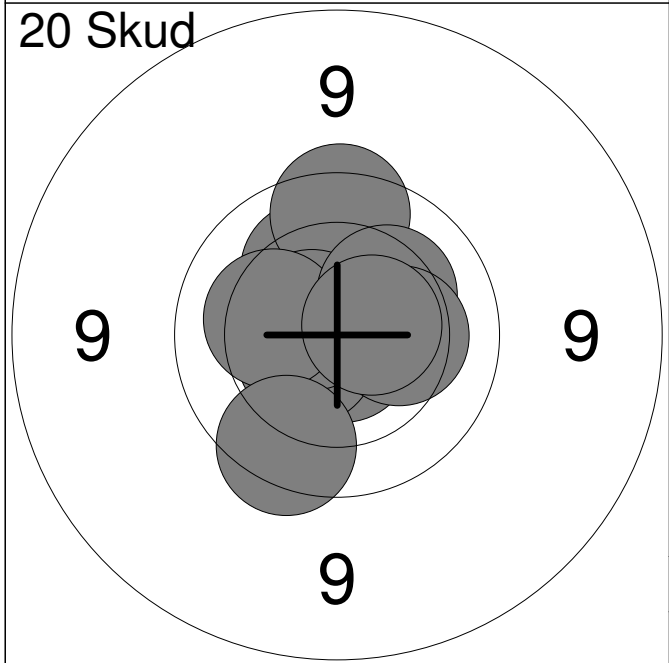
<p>20 Skud</p> 	<table style="width:100%; border-collapse: collapse;"> <tr><td style="width:10%;">11:</td><td style="width:60%;">*10.5</td><td style="width:10%; text-align:right;">↘</td></tr> <tr><td>12:</td><td>*10.8</td><td style="text-align:right;">↗</td></tr> <tr><td>13:</td><td>10.3</td><td style="text-align:right;">↗</td></tr> <tr><td>14:</td><td>10.4</td><td style="text-align:right;">↗</td></tr> <tr><td>15:</td><td>10.5</td><td style="text-align:right;">↘</td></tr> <tr><td>16:</td><td>10.3</td><td style="text-align:right;">→</td></tr> <tr><td>17:</td><td>*10.7</td><td style="text-align:right;">↘</td></tr> <tr><td>18:</td><td>*10.6</td><td style="text-align:right;">↗</td></tr> <tr><td>19:</td><td>10.3</td><td style="text-align:right;">↙</td></tr> <tr><td>20:</td><td>10.0</td><td style="text-align:right;">→</td></tr> </table> <table border="1" style="width:100%; border-collapse: collapse; margin-top: 5px;"> <tr> <td style="width:80%;">Serie</td> <td style="text-align:right;">100.0</td> </tr> <tr> <td>Total</td> <td style="text-align:right;">200.0</td> </tr> </table>	11:	*10.5	↘	12:	*10.8	↗	13:	10.3	↗	14:	10.4	↗	15:	10.5	↘	16:	10.3	→	17:	*10.7	↘	18:	*10.6	↗	19:	10.3	↙	20:	10.0	→	Serie	100.0	Total	200.0
11:	*10.5	↘																																	
12:	*10.8	↗																																	
13:	10.3	↗																																	
14:	10.4	↗																																	
15:	10.5	↘																																	
16:	10.3	→																																	
17:	*10.7	↘																																	
18:	*10.6	↗																																	
19:	10.3	↙																																	
20:	10.0	→																																	
Serie	100.0																																		
Total	200.0																																		



1:	9.8	↙
2:	10.1	↖
3:	10.2	↓
4:	10.1	↑
5:	10.4	↗
6:	10.0	↓
7:	10.0	↑
Serie		69.0
Total		0.0



1:	10.2	↓
2:	*10.8	↑
3:	10.3	→
4:	10.3	↓
5:	10.5	↙
6:	*10.9	↙
7:	10.3	↗
8:	10.5	↗
9:	10.2	→
10:	*10.8	↓
Serie		100.0
Total		100.0



11:	10.2	↑
12:	*10.8	↓
13:	9.8	↑
14:	*10.6	↙
15:	*10.6	↗
16:	10.2	↖
17:	9.8	↙
18:	10.3	↗
19:	10.3	→
20:	*10.6	→
Serie		98.0
Total		198.0

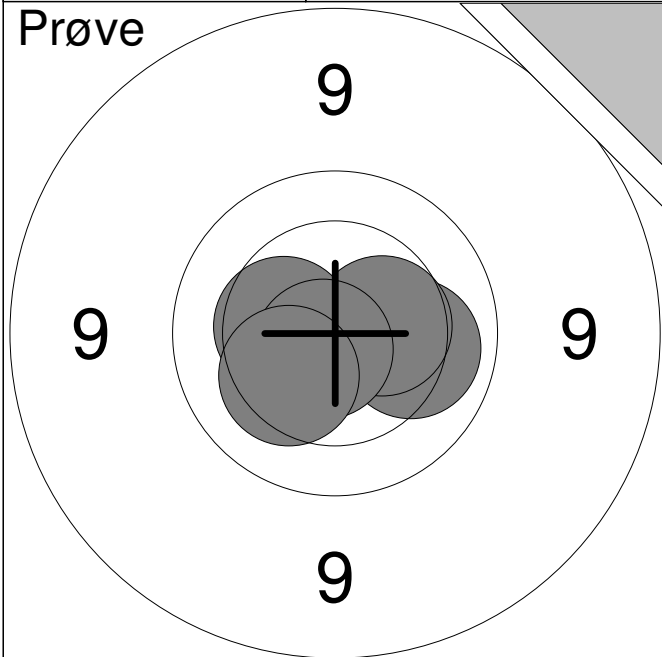
Hold
10Skive
2

Anna Sloth Borregaard

Mou & Omegns Skf.

MB3

Prøve

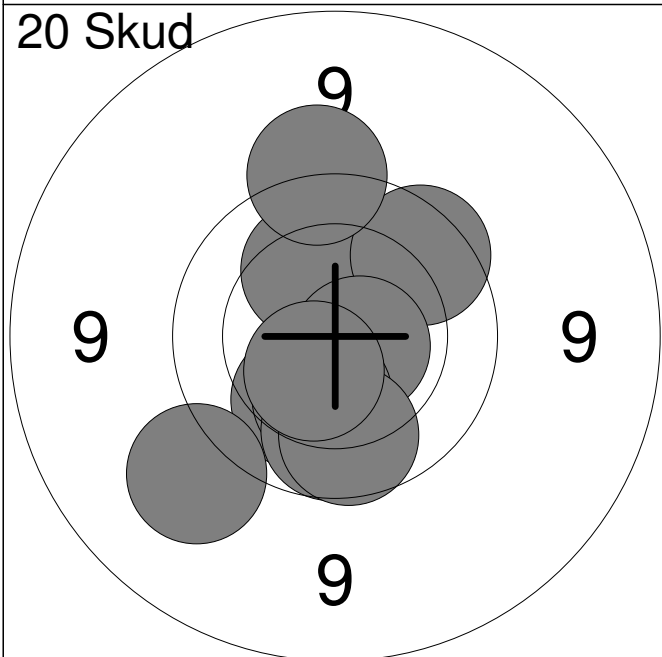


1:	10.1	→
2:	10.4	→
3:	10.4	←
4:	*10.7	↙
5:	10.3	↙

Serie 50.0

Total 0.0

20 Skud

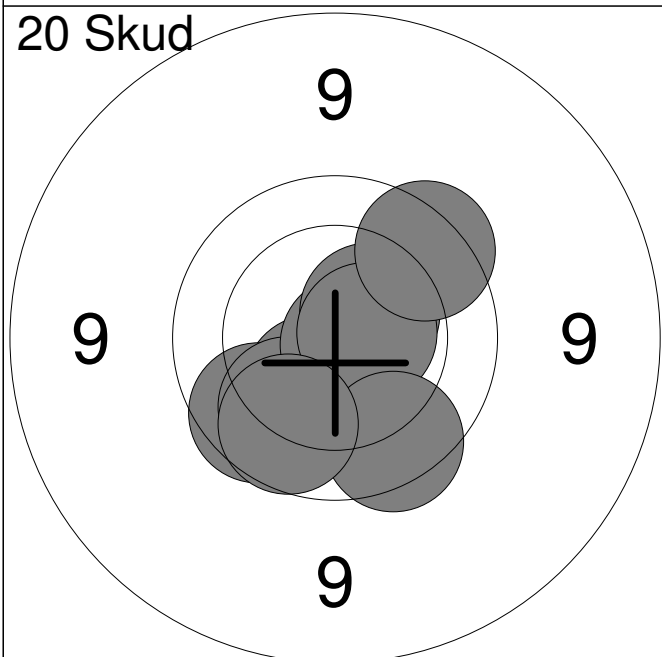


1:	10.2	↖
2:	9.8	↗
3:	9.5	↑
4:	10.2	↙
5:	*10.7	→
6:	10.3	↘
7:	9.3	↙
8:	9.9	↘
9:	9.9	↘
10:	*10.5	↙

Serie 95.0

Total 95.0

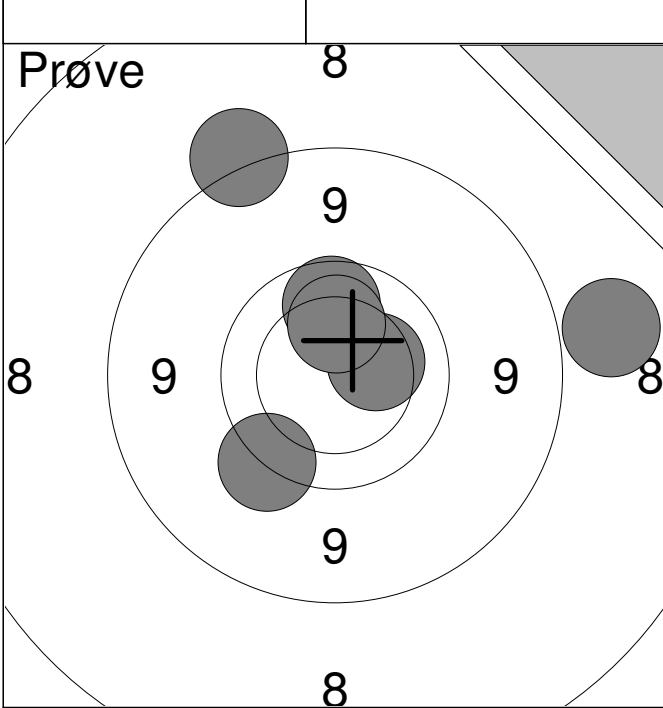
20 Skud



11:	10.4	↙
12:	9.9	↙
13:	10.1	↙
14:	10.3	↘
15:	*10.8	→
16:	10.5	↗
17:	*10.6	→
18:	9.8	↗
19:	9.8	↘
20:	9.9	↙

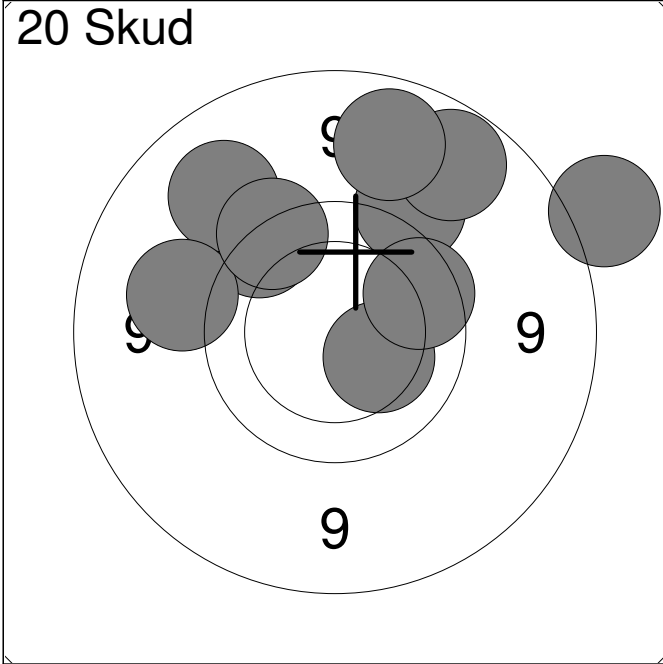
Serie 96.0

Total 191.0



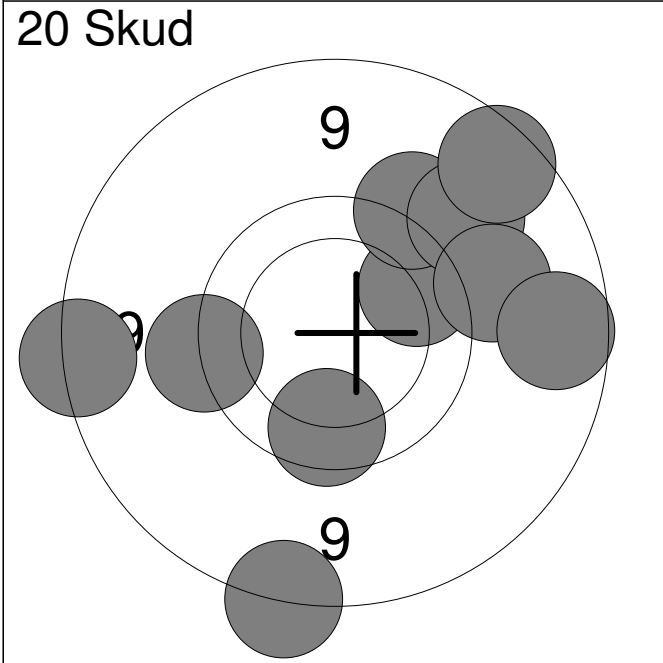
1:	8.4	→
2:	9.6	↙
3:	9.9	↑
4:	8.6	↖
5:	10.3	→
6:	10.2	↑

Serie	54.0
Total	0.0



1:	9.4	↗
2:	9.0	↗
3:	10.3	↘
4:	9.6	↗
5:	8.5	→
6:	9.2	↗
7:	9.3	↖
8:	9.0	↑
9:	9.8	→
10:	9.6	↖

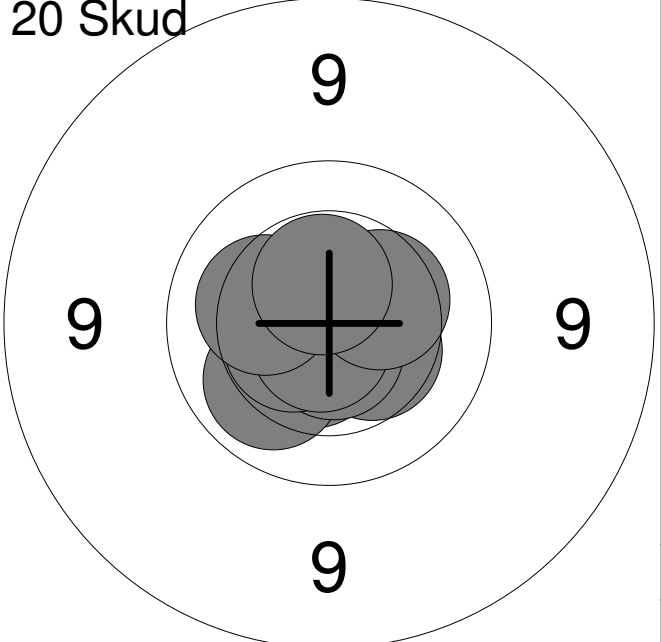
Serie	90.0
Total	90.0

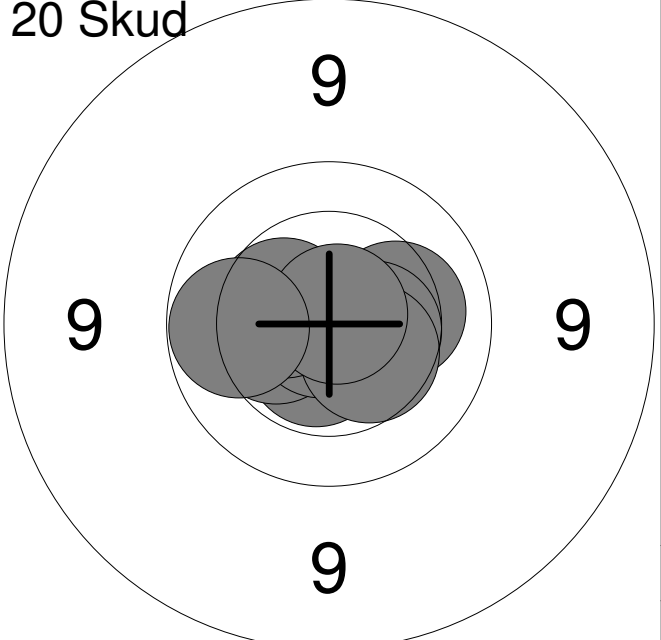


11:	9.8	↗
12:	9.6	↖
13:	9.5	↗
14:	9.2	↗
15:	8.9	↗
16:	8.7	↓
17:	8.7	↖
18:	9.3	→
19:	9.8	↓
20:	8.9	→

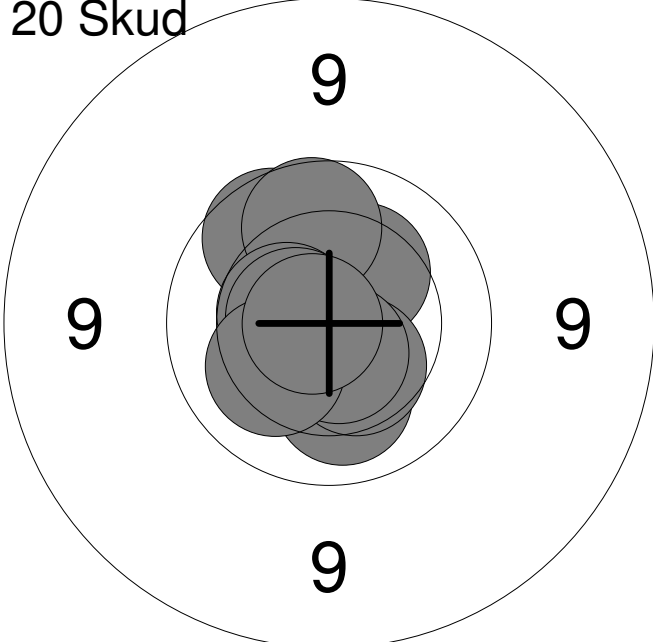
Serie	86.0
Total	176.0

<p>Prøve</p> 	<table style="width:100%; border-collapse: collapse;"> <tr><td style="width:10%;">1:</td><td style="width:15%;">9.6</td><td style="width:10%; text-align: center;">→</td></tr> <tr><td>2:</td><td>10.1</td><td style="text-align: center;">↗</td></tr> <tr><td>3:</td><td>10.2</td><td style="text-align: center;">↑</td></tr> <tr><td>4:</td><td>10.1</td><td style="text-align: center;">↗</td></tr> <tr><td>5:</td><td>10.5</td><td style="text-align: center;">→</td></tr> <tr><td>6:</td><td>*10.6</td><td style="text-align: center;">↗</td></tr> <tr><td>7:</td><td>10.2</td><td style="text-align: center;">↓</td></tr> <tr><td>8:</td><td>*10.6</td><td style="text-align: center;">←</td></tr> <tr><td>9:</td><td>10.1</td><td style="text-align: center;">→</td></tr> <tr><td>10:</td><td>10.4</td><td style="text-align: center;">↓</td></tr> </table> <table border="1" style="width:100%; border-collapse: collapse; margin-top: 5px;"> <tr> <td style="width:90%;">Serie</td> <td style="width:10%; text-align: right;">99.0</td> </tr> <tr> <td>Total</td> <td style="text-align: right;">0.0</td> </tr> </table>	1:	9.6	→	2:	10.1	↗	3:	10.2	↑	4:	10.1	↗	5:	10.5	→	6:	*10.6	↗	7:	10.2	↓	8:	*10.6	←	9:	10.1	→	10:	10.4	↓	Serie	99.0	Total	0.0
1:	9.6	→																																	
2:	10.1	↗																																	
3:	10.2	↑																																	
4:	10.1	↗																																	
5:	10.5	→																																	
6:	*10.6	↗																																	
7:	10.2	↓																																	
8:	*10.6	←																																	
9:	10.1	→																																	
10:	10.4	↓																																	
Serie	99.0																																		
Total	0.0																																		

<p>20 Skud</p> 	<table style="width:100%; border-collapse: collapse;"> <tr><td style="width:10%;">1:</td><td style="width:15%;">*10.5</td><td style="width:10%; text-align: center;">↓</td></tr> <tr><td>2:</td><td>*10.6</td><td style="text-align: center;">←</td></tr> <tr><td>3:</td><td>10.1</td><td style="text-align: center;">↙</td></tr> <tr><td>4:</td><td>10.4</td><td style="text-align: center;">↘</td></tr> <tr><td>5:</td><td>*10.7</td><td style="text-align: center;">↓</td></tr> <tr><td>6:</td><td>*10.5</td><td style="text-align: center;">←</td></tr> <tr><td>7:</td><td>*10.7</td><td style="text-align: center;">↙</td></tr> <tr><td>8:</td><td>10.3</td><td style="text-align: center;">→</td></tr> <tr><td>9:</td><td>10.2</td><td style="text-align: center;">←</td></tr> <tr><td>10:</td><td>*10.5</td><td style="text-align: center;">↑</td></tr> </table> <table border="1" style="width:100%; border-collapse: collapse; margin-top: 5px;"> <tr> <td style="width:90%;">Serie</td> <td style="width:10%; text-align: right;">100.0</td> </tr> <tr> <td>Total</td> <td style="text-align: right;">100.0</td> </tr> </table>	1:	*10.5	↓	2:	*10.6	←	3:	10.1	↙	4:	10.4	↘	5:	*10.7	↓	6:	*10.5	←	7:	*10.7	↙	8:	10.3	→	9:	10.2	←	10:	*10.5	↑	Serie	100.0	Total	100.0
1:	*10.5	↓																																	
2:	*10.6	←																																	
3:	10.1	↙																																	
4:	10.4	↘																																	
5:	*10.7	↓																																	
6:	*10.5	←																																	
7:	*10.7	↙																																	
8:	10.3	→																																	
9:	10.2	←																																	
10:	*10.5	↑																																	
Serie	100.0																																		
Total	100.0																																		

<p>20 Skud</p> 	<table style="width:100%; border-collapse: collapse;"> <tr><td style="width:10%;">11:</td><td style="width:15%;">10.2</td><td style="width:10%; text-align: center;">→</td></tr> <tr><td>12:</td><td>*10.6</td><td style="text-align: center;">→</td></tr> <tr><td>13:</td><td>*10.6</td><td style="text-align: center;">↓</td></tr> <tr><td>14:</td><td>10.4</td><td style="text-align: center;">←</td></tr> <tr><td>15:</td><td>*10.9</td><td style="text-align: center;">↙</td></tr> <tr><td>16:</td><td>10.5</td><td style="text-align: center;">→</td></tr> <tr><td>17:</td><td>10.4</td><td style="text-align: center;">↘</td></tr> <tr><td>18:</td><td>10.4</td><td style="text-align: center;">←</td></tr> <tr><td>19:</td><td>*10.8</td><td style="text-align: center;">↗</td></tr> <tr><td>20:</td><td>10.0</td><td style="text-align: center;">←</td></tr> </table> <table border="1" style="width:100%; border-collapse: collapse; margin-top: 5px;"> <tr> <td style="width:90%;">Serie</td> <td style="width:10%; text-align: right;">100.0</td> </tr> <tr> <td>Total</td> <td style="text-align: right;">200.0</td> </tr> </table>	11:	10.2	→	12:	*10.6	→	13:	*10.6	↓	14:	10.4	←	15:	*10.9	↙	16:	10.5	→	17:	10.4	↘	18:	10.4	←	19:	*10.8	↗	20:	10.0	←	Serie	100.0	Total	200.0
11:	10.2	→																																	
12:	*10.6	→																																	
13:	*10.6	↓																																	
14:	10.4	←																																	
15:	*10.9	↙																																	
16:	10.5	→																																	
17:	10.4	↘																																	
18:	10.4	←																																	
19:	*10.8	↗																																	
20:	10.0	←																																	
Serie	100.0																																		
Total	200.0																																		

<p>Prøve</p> 	<table style="width:100%; border-collapse: collapse;"> <tr><td style="width:10%;">1:</td><td style="width:40%;">9.9</td><td style="width:50%; text-align: right;">←</td></tr> <tr><td>2:</td><td>10.1</td><td style="text-align: right;">↓</td></tr> <tr><td>3:</td><td>10.0</td><td style="text-align: right;">↙</td></tr> <tr><td>4:</td><td>*10.5</td><td style="text-align: right;">↘</td></tr> <tr><td>5:</td><td>10.4</td><td style="text-align: right;">↑</td></tr> <tr><td>6:</td><td>10.2</td><td style="text-align: right;">→</td></tr> <tr><td>7:</td><td>10.2</td><td style="text-align: right;">←</td></tr> <tr><td>8:</td><td>10.3</td><td style="text-align: right;">↗</td></tr> </table> <table border="1" style="width:100%; border-collapse: collapse; margin-top: 5px;"> <tr> <td style="width:80%;">Serie</td> <td style="width:20%; text-align: right;">79.0</td> </tr> <tr> <td>Total</td> <td style="text-align: right;">0.0</td> </tr> </table>	1:	9.9	←	2:	10.1	↓	3:	10.0	↙	4:	*10.5	↘	5:	10.4	↑	6:	10.2	→	7:	10.2	←	8:	10.3	↗	Serie	79.0	Total	0.0
1:	9.9	←																											
2:	10.1	↓																											
3:	10.0	↙																											
4:	*10.5	↘																											
5:	10.4	↑																											
6:	10.2	→																											
7:	10.2	←																											
8:	10.3	↗																											
Serie	79.0																												
Total	0.0																												

<p>20 Skud</p> 	<table style="width:100%; border-collapse: collapse;"> <tr><td style="width:10%;">1:</td><td style="width:40%;">9.9</td><td style="width:50%; text-align: right;">↗</td></tr> <tr><td>2:</td><td>10.3</td><td style="text-align: right;">↗</td></tr> <tr><td>3:</td><td>9.9</td><td style="text-align: right;">↗</td></tr> <tr><td>4:</td><td>10.2</td><td style="text-align: right;">↓</td></tr> <tr><td>5:</td><td>10.4</td><td style="text-align: right;">↓</td></tr> <tr><td>6:</td><td>10.5</td><td style="text-align: right;">↗</td></tr> <tr><td>7:</td><td>*10.6</td><td style="text-align: right;">↓</td></tr> <tr><td>8:</td><td>*10.6</td><td style="text-align: right;">←</td></tr> <tr><td>9:</td><td>10.2</td><td style="text-align: right;">↙</td></tr> <tr><td>10:</td><td>*10.8</td><td style="text-align: right;">←</td></tr> </table> <table border="1" style="width:100%; border-collapse: collapse; margin-top: 5px;"> <tr> <td style="width:80%;">Serie</td> <td style="width:20%; text-align: right;">98.0</td> </tr> <tr> <td>Total</td> <td style="text-align: right;">98.0</td> </tr> </table>	1:	9.9	↗	2:	10.3	↗	3:	9.9	↗	4:	10.2	↓	5:	10.4	↓	6:	10.5	↗	7:	*10.6	↓	8:	*10.6	←	9:	10.2	↙	10:	*10.8	←	Serie	98.0	Total	98.0
1:	9.9	↗																																	
2:	10.3	↗																																	
3:	9.9	↗																																	
4:	10.2	↓																																	
5:	10.4	↓																																	
6:	10.5	↗																																	
7:	*10.6	↓																																	
8:	*10.6	←																																	
9:	10.2	↙																																	
10:	*10.8	←																																	
Serie	98.0																																		
Total	98.0																																		

<p>20 Skud</p> 	<table style="width:100%; border-collapse: collapse;"> <tr><td style="width:10%;">11:</td><td style="width:40%;">*10.5</td><td style="width:50%; text-align: right;">↗</td></tr> <tr><td>12:</td><td>10.4</td><td style="text-align: right;">↑</td></tr> <tr><td>13:</td><td>*10.9</td><td style="text-align: right;">↙</td></tr> <tr><td>14:</td><td>10.2</td><td style="text-align: right;">←</td></tr> <tr><td>15:</td><td>10.4</td><td style="text-align: right;">→</td></tr> <tr><td>16:</td><td>10.2</td><td style="text-align: right;">↘</td></tr> <tr><td>17:</td><td>9.9</td><td style="text-align: right;">↓</td></tr> <tr><td>18:</td><td>*10.6</td><td style="text-align: right;">↙</td></tr> <tr><td>19:</td><td>10.0</td><td style="text-align: right;">↓</td></tr> <tr><td>20:</td><td>*10.6</td><td style="text-align: right;">↓</td></tr> </table> <table border="1" style="width:100%; border-collapse: collapse; margin-top: 5px;"> <tr> <td style="width:80%;">Serie</td> <td style="width:20%; text-align: right;">99.0</td> </tr> <tr> <td>Total</td> <td style="text-align: right;">197.0</td> </tr> </table>	11:	*10.5	↗	12:	10.4	↑	13:	*10.9	↙	14:	10.2	←	15:	10.4	→	16:	10.2	↘	17:	9.9	↓	18:	*10.6	↙	19:	10.0	↓	20:	*10.6	↓	Serie	99.0	Total	197.0
11:	*10.5	↗																																	
12:	10.4	↑																																	
13:	*10.9	↙																																	
14:	10.2	←																																	
15:	10.4	→																																	
16:	10.2	↘																																	
17:	9.9	↓																																	
18:	*10.6	↙																																	
19:	10.0	↓																																	
20:	*10.6	↓																																	
Serie	99.0																																		
Total	197.0																																		

<p>Prøve</p>	<table style="width:100%; border-collapse: collapse;"> <tr><td style="width:10%;">1:</td><td style="width:15%;">9.6</td><td style="width:10%; text-align: center;">↖</td></tr> <tr><td>2:</td><td>9.2</td><td style="text-align: center;">↗</td></tr> <tr><td>3:</td><td>10.5</td><td style="text-align: center;">↗</td></tr> <tr><td>4:</td><td>9.0</td><td style="text-align: center;">→</td></tr> <tr><td>5:</td><td>10.4</td><td style="text-align: center;">↖</td></tr> <tr><td>6:</td><td>10.0</td><td style="text-align: center;">↗</td></tr> <tr><td>7:</td><td>*10.7</td><td style="text-align: center;">↘</td></tr> <tr><td>8:</td><td>10.1</td><td style="text-align: center;">↘</td></tr> <tr><td>9:</td><td>10.5</td><td style="text-align: center;">←</td></tr> </table>	1:	9.6	↖	2:	9.2	↗	3:	10.5	↗	4:	9.0	→	5:	10.4	↖	6:	10.0	↗	7:	*10.7	↘	8:	10.1	↘	9:	10.5	←
1:	9.6	↖																										
2:	9.2	↗																										
3:	10.5	↗																										
4:	9.0	→																										
5:	10.4	↖																										
6:	10.0	↗																										
7:	*10.7	↘																										
8:	10.1	↘																										
9:	10.5	←																										

Serie	87.0
-------	------

Total	0.0
-------	-----

<p>20 Skud</p>	<table style="width:100%; border-collapse: collapse;"> <tr><td style="width:10%;">1:</td><td style="width:15%;">10.0</td><td style="width:10%; text-align: center;">↘</td></tr> <tr><td>2:</td><td>9.1</td><td style="text-align: center;">→</td></tr> <tr><td>3:</td><td>9.9</td><td style="text-align: center;">→</td></tr> <tr><td>4:</td><td>10.2</td><td style="text-align: center;">↗</td></tr> <tr><td>5:</td><td>10.1</td><td style="text-align: center;">↘</td></tr> <tr><td>6:</td><td>10.1</td><td style="text-align: center;">↘</td></tr> <tr><td>7:</td><td>9.1</td><td style="text-align: center;">↗</td></tr> <tr><td>8:</td><td>10.0</td><td style="text-align: center;">↗</td></tr> <tr><td>9:</td><td>9.7</td><td style="text-align: center;">↗</td></tr> <tr><td>10:</td><td>*10.7</td><td style="text-align: center;">↗</td></tr> </table>	1:	10.0	↘	2:	9.1	→	3:	9.9	→	4:	10.2	↗	5:	10.1	↘	6:	10.1	↘	7:	9.1	↗	8:	10.0	↗	9:	9.7	↗	10:	*10.7	↗
1:	10.0	↘																													
2:	9.1	→																													
3:	9.9	→																													
4:	10.2	↗																													
5:	10.1	↘																													
6:	10.1	↘																													
7:	9.1	↗																													
8:	10.0	↗																													
9:	9.7	↗																													
10:	*10.7	↗																													

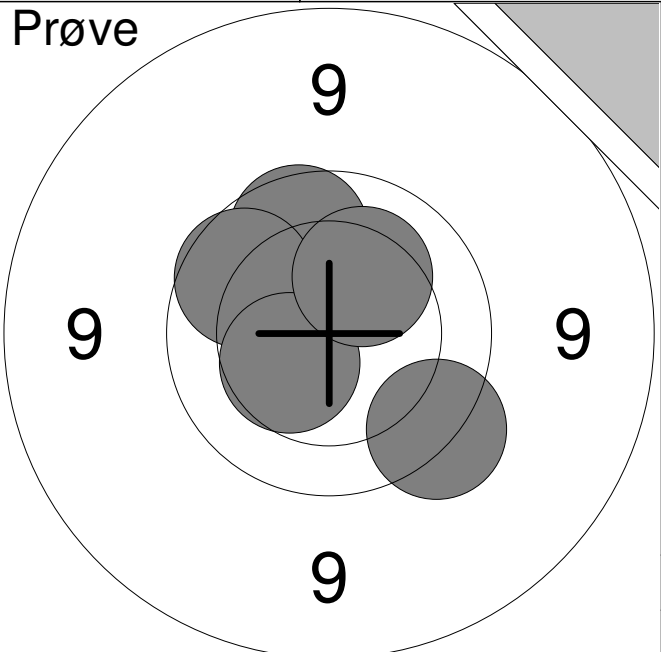
Serie	96.0
-------	------

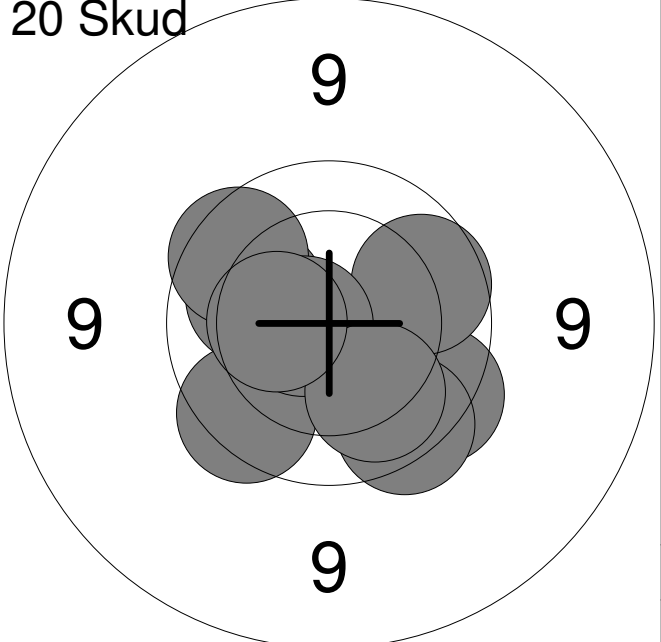
Total	96.0
-------	------

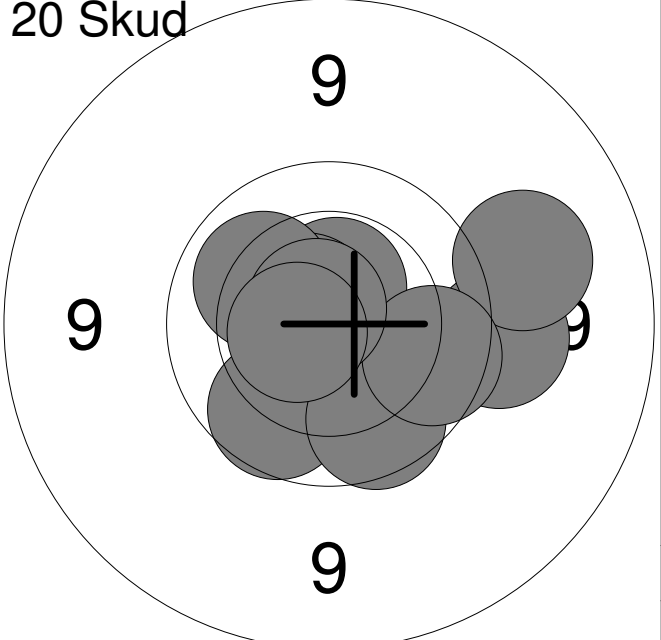
<p>20 Skud</p>	<table style="width:100%; border-collapse: collapse;"> <tr><td style="width:10%;">11:</td><td style="width:15%;">9.3</td><td style="width:10%; text-align: center;">→</td></tr> <tr><td>12:</td><td>8.9</td><td style="text-align: center;">→</td></tr> <tr><td>13:</td><td>*10.7</td><td style="text-align: center;">↖</td></tr> <tr><td>14:</td><td>9.9</td><td style="text-align: center;">→</td></tr> <tr><td>15:</td><td>9.8</td><td style="text-align: center;">↗</td></tr> <tr><td>16:</td><td>9.8</td><td style="text-align: center;">↖</td></tr> <tr><td>17:</td><td>10.1</td><td style="text-align: center;">↗</td></tr> <tr><td>18:</td><td>9.7</td><td style="text-align: center;">↗</td></tr> <tr><td>19:</td><td>10.2</td><td style="text-align: center;">↖</td></tr> <tr><td>20:</td><td>10.4</td><td style="text-align: center;">←</td></tr> </table>	11:	9.3	→	12:	8.9	→	13:	*10.7	↖	14:	9.9	→	15:	9.8	↗	16:	9.8	↖	17:	10.1	↗	18:	9.7	↗	19:	10.2	↖	20:	10.4	←
11:	9.3	→																													
12:	8.9	→																													
13:	*10.7	↖																													
14:	9.9	→																													
15:	9.8	↗																													
16:	9.8	↖																													
17:	10.1	↗																													
18:	9.7	↗																													
19:	10.2	↖																													
20:	10.4	←																													

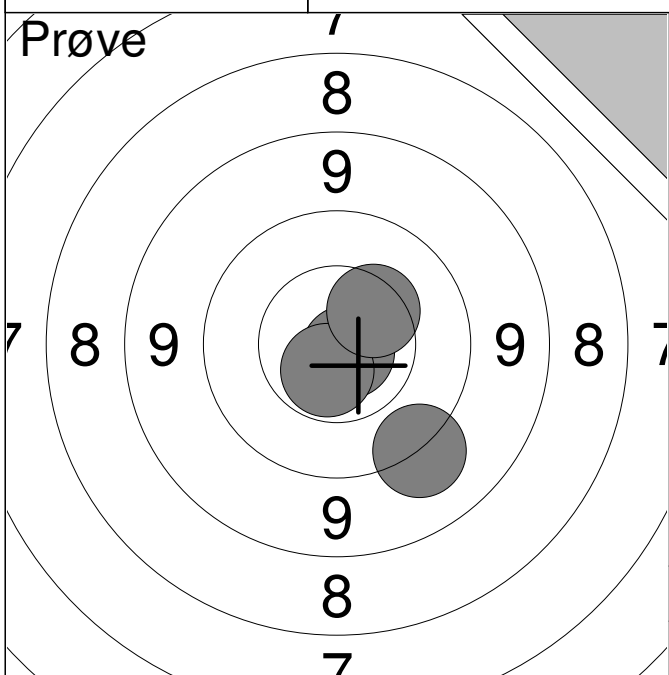
Serie	93.0
-------	------

Total	189.0
-------	-------

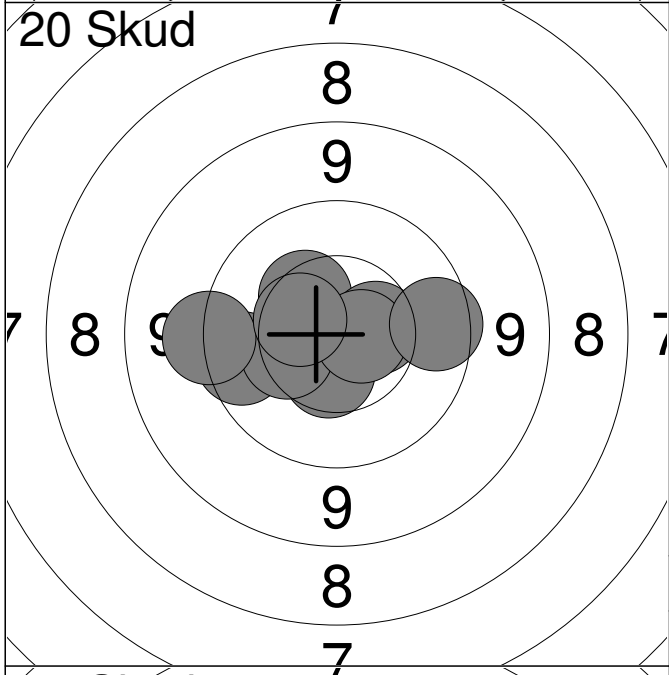
<p>Prøve</p> 	<table style="width:100%; border-collapse: collapse;"> <tr><td style="width:10%;">1:</td><td style="width:10%;">9.9</td><td style="width:10%; text-align: right;">↖</td></tr> <tr><td>2:</td><td>9.9</td><td style="text-align: right;">↗</td></tr> <tr><td>3:</td><td>10.4</td><td style="text-align: right;">↘</td></tr> <tr><td>4:</td><td>9.6</td><td style="text-align: right;">↙</td></tr> <tr><td>5:</td><td>10.2</td><td style="text-align: right;">↖</td></tr> </table> <table border="1" style="width:100%; border-collapse: collapse; margin-top: 5px;"> <tr> <td style="width:80%;">Serie</td> <td style="text-align: right;">47.0</td> </tr> <tr> <td>Total</td> <td style="text-align: right;">0.0</td> </tr> </table>	1:	9.9	↖	2:	9.9	↗	3:	10.4	↘	4:	9.6	↙	5:	10.2	↖	Serie	47.0	Total	0.0
1:	9.9	↖																		
2:	9.9	↗																		
3:	10.4	↘																		
4:	9.6	↙																		
5:	10.2	↖																		
Serie	47.0																			
Total	0.0																			

<p>20 Skud</p> 	<table style="width:100%; border-collapse: collapse;"> <tr><td style="width:10%;">1:</td><td style="width:10%;">10.2</td><td style="width:10%; text-align: right;">→</td></tr> <tr><td>2:</td><td>9.7</td><td style="text-align: right;">↘</td></tr> <tr><td>3:</td><td>10.1</td><td style="text-align: right;">↖</td></tr> <tr><td>4:</td><td>9.8</td><td style="text-align: right;">↗</td></tr> <tr><td>5:</td><td>9.9</td><td style="text-align: right;">→</td></tr> <tr><td>6:</td><td>9.7</td><td style="text-align: right;">↘</td></tr> <tr><td>7:</td><td>9.8</td><td style="text-align: right;">↙</td></tr> <tr><td>8:</td><td>*10.7</td><td style="text-align: right;">←</td></tr> <tr><td>9:</td><td>10.1</td><td style="text-align: right;">↘</td></tr> <tr><td>10:</td><td>10.4</td><td style="text-align: right;">←</td></tr> </table> <table border="1" style="width:100%; border-collapse: collapse; margin-top: 5px;"> <tr> <td style="width:80%;">Serie</td> <td style="text-align: right;">95.0</td> </tr> <tr> <td>Total</td> <td style="text-align: right;">95.0</td> </tr> </table>	1:	10.2	→	2:	9.7	↘	3:	10.1	↖	4:	9.8	↗	5:	9.9	→	6:	9.7	↘	7:	9.8	↙	8:	*10.7	←	9:	10.1	↘	10:	10.4	←	Serie	95.0	Total	95.0
1:	10.2	→																																	
2:	9.7	↘																																	
3:	10.1	↖																																	
4:	9.8	↗																																	
5:	9.9	→																																	
6:	9.7	↘																																	
7:	9.8	↙																																	
8:	*10.7	←																																	
9:	10.1	↘																																	
10:	10.4	←																																	
Serie	95.0																																		
Total	95.0																																		

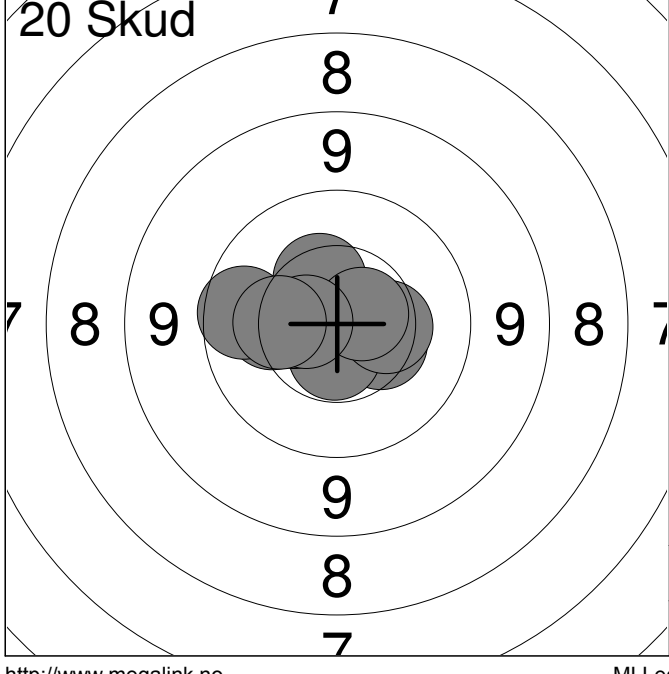
<p>20 Skud</p> 	<table style="width:100%; border-collapse: collapse;"> <tr><td style="width:10%;">11:</td><td style="width:10%;">*10.5</td><td style="width:10%; text-align: right;">↖</td></tr> <tr><td>12:</td><td>*10.6</td><td style="text-align: right;">↗</td></tr> <tr><td>13:</td><td>9.5</td><td style="text-align: right;">→</td></tr> <tr><td>14:</td><td>9.3</td><td style="text-align: right;">→</td></tr> <tr><td>15:</td><td>9.9</td><td style="text-align: right;">↘</td></tr> <tr><td>16:</td><td>9.9</td><td style="text-align: right;">↘</td></tr> <tr><td>17:</td><td>10.1</td><td style="text-align: right;">↖</td></tr> <tr><td>18:</td><td>9.9</td><td style="text-align: right;">↘</td></tr> <tr><td>19:</td><td>*10.7</td><td style="text-align: right;">↖</td></tr> <tr><td>20:</td><td>*10.6</td><td style="text-align: right;">←</td></tr> </table> <table border="1" style="width:100%; border-collapse: collapse; margin-top: 5px;"> <tr> <td style="width:80%;">Serie</td> <td style="text-align: right;">95.0</td> </tr> <tr> <td>Total</td> <td style="text-align: right;">190.0</td> </tr> </table>	11:	*10.5	↖	12:	*10.6	↗	13:	9.5	→	14:	9.3	→	15:	9.9	↘	16:	9.9	↘	17:	10.1	↖	18:	9.9	↘	19:	*10.7	↖	20:	*10.6	←	Serie	95.0	Total	190.0
11:	*10.5	↖																																	
12:	*10.6	↗																																	
13:	9.5	→																																	
14:	9.3	→																																	
15:	9.9	↘																																	
16:	9.9	↘																																	
17:	10.1	↖																																	
18:	9.9	↘																																	
19:	*10.7	↖																																	
20:	*10.6	←																																	
Serie	95.0																																		
Total	190.0																																		



1:	9.3	↘
2:	*10.8	↘
3:	*10.6	↘
4:	10.4	↗
Serie		39.0
Total		0.0



1:	*10.7	←
2:	10.5	↘
3:	10.4	↗
4:	10.5	→
5:	9.8	←
6:	10.3	←
7:	9.4	←
8:	*10.7	→
9:	9.8	→
10:	10.5	↖
Serie		97.0
Total		97.0



11:	10.2	←
12:	9.9	←
13:	10.4	↘
14:	*10.6	↘
15:	10.5	←
16:	10.4	↗
17:	10.4	→
18:	*10.6	→
19:	*10.6	←
20:	10.3	←
Serie		99.0
Total		196.0

<p>Prøve</p>	<table style="width:100%; border-collapse: collapse;"> <tr><td style="text-align: right;">1:</td><td style="text-align: right;">10.0</td><td style="text-align: right;">↗</td></tr> <tr><td style="text-align: right;">2:</td><td style="text-align: right;">*10.7</td><td style="text-align: right;">↘</td></tr> <tr><td style="text-align: right;">3:</td><td style="text-align: right;">*10.8</td><td style="text-align: right;">↘</td></tr> <tr><td style="text-align: right;">4:</td><td style="text-align: right;">9.9</td><td style="text-align: right;">↑</td></tr> <tr><td style="text-align: right;">5:</td><td style="text-align: right;">9.7</td><td style="text-align: right;">↖</td></tr> <tr><td style="text-align: right;">6:</td><td style="text-align: right;">*10.7</td><td style="text-align: right;">↗</td></tr> <tr><td style="text-align: right;">7:</td><td style="text-align: right;">10.0</td><td style="text-align: right;">↖</td></tr> <tr><td style="text-align: right;">8:</td><td style="text-align: right;">10.3</td><td style="text-align: right;">↗</td></tr> </table>	1:	10.0	↗	2:	*10.7	↘	3:	*10.8	↘	4:	9.9	↑	5:	9.7	↖	6:	*10.7	↗	7:	10.0	↖	8:	10.3	↗
1:	10.0	↗																							
2:	*10.7	↘																							
3:	*10.8	↘																							
4:	9.9	↑																							
5:	9.7	↖																							
6:	*10.7	↗																							
7:	10.0	↖																							
8:	10.3	↗																							
<table style="width:100%; border-collapse: collapse;"> <tr> <td style="width:80%;">Serie</td> <td style="text-align: right;">78.0</td> </tr> <tr> <td>Total</td> <td style="text-align: right;">0.0</td> </tr> </table>		Serie	78.0	Total	0.0																				
Serie	78.0																								
Total	0.0																								

<p>20 Skud</p>	<table style="width:100%; border-collapse: collapse;"> <tr><td style="text-align: right;">1:</td><td style="text-align: right;">*10.5</td><td style="text-align: right;">↖</td></tr> <tr><td style="text-align: right;">2:</td><td style="text-align: right;">10.2</td><td style="text-align: right;">↖</td></tr> <tr><td style="text-align: right;">3:</td><td style="text-align: right;">10.2</td><td style="text-align: right;">↘</td></tr> <tr><td style="text-align: right;">4:</td><td style="text-align: right;">10.1</td><td style="text-align: right;">↗</td></tr> <tr><td style="text-align: right;">5:</td><td style="text-align: right;">10.3</td><td style="text-align: right;">↘</td></tr> <tr><td style="text-align: right;">6:</td><td style="text-align: right;">10.2</td><td style="text-align: right;">↖</td></tr> <tr><td style="text-align: right;">7:</td><td style="text-align: right;">10.4</td><td style="text-align: right;">↑</td></tr> <tr><td style="text-align: right;">8:</td><td style="text-align: right;">*10.7</td><td style="text-align: right;">↑</td></tr> <tr><td style="text-align: right;">9:</td><td style="text-align: right;">9.8</td><td style="text-align: right;">↑</td></tr> <tr><td style="text-align: right;">10:</td><td style="text-align: right;">10.1</td><td style="text-align: right;">↖</td></tr> </table>	1:	*10.5	↖	2:	10.2	↖	3:	10.2	↘	4:	10.1	↗	5:	10.3	↘	6:	10.2	↖	7:	10.4	↑	8:	*10.7	↑	9:	9.8	↑	10:	10.1	↖
1:	*10.5	↖																													
2:	10.2	↖																													
3:	10.2	↘																													
4:	10.1	↗																													
5:	10.3	↘																													
6:	10.2	↖																													
7:	10.4	↑																													
8:	*10.7	↑																													
9:	9.8	↑																													
10:	10.1	↖																													
<table style="width:100%; border-collapse: collapse;"> <tr> <td style="width:80%;">Serie</td> <td style="text-align: right;">99.0</td> </tr> <tr> <td>Total</td> <td style="text-align: right;">99.0</td> </tr> </table>		Serie	99.0	Total	99.0																										
Serie	99.0																														
Total	99.0																														

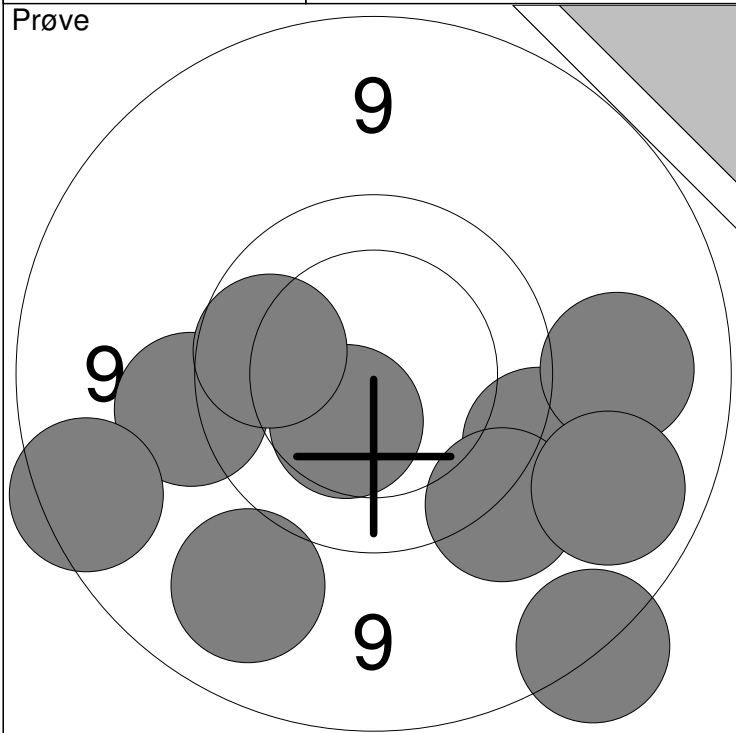
<p>20 Skud</p>	<table style="width:100%; border-collapse: collapse;"> <tr><td style="text-align: right;">11:</td><td style="text-align: right;">9.6</td><td style="text-align: right;">↖</td></tr> <tr><td style="text-align: right;">12:</td><td style="text-align: right;">10.3</td><td style="text-align: right;">↖</td></tr> <tr><td style="text-align: right;">13:</td><td style="text-align: right;">*10.8</td><td style="text-align: right;">↖</td></tr> <tr><td style="text-align: right;">14:</td><td style="text-align: right;">10.2</td><td style="text-align: right;">↑</td></tr> <tr><td style="text-align: right;">15:</td><td style="text-align: right;">9.9</td><td style="text-align: right;">↖</td></tr> <tr><td style="text-align: right;">16:</td><td style="text-align: right;">*10.6</td><td style="text-align: right;">↗</td></tr> <tr><td style="text-align: right;">17:</td><td style="text-align: right;">10.2</td><td style="text-align: right;">↘</td></tr> <tr><td style="text-align: right;">18:</td><td style="text-align: right;">9.9</td><td style="text-align: right;">→</td></tr> <tr><td style="text-align: right;">19:</td><td style="text-align: right;">*10.8</td><td style="text-align: right;">↑</td></tr> <tr><td style="text-align: right;">20:</td><td style="text-align: right;">10.1</td><td style="text-align: right;">↖</td></tr> </table>	11:	9.6	↖	12:	10.3	↖	13:	*10.8	↖	14:	10.2	↑	15:	9.9	↖	16:	*10.6	↗	17:	10.2	↘	18:	9.9	→	19:	*10.8	↑	20:	10.1	↖
11:	9.6	↖																													
12:	10.3	↖																													
13:	*10.8	↖																													
14:	10.2	↑																													
15:	9.9	↖																													
16:	*10.6	↗																													
17:	10.2	↘																													
18:	9.9	→																													
19:	*10.8	↑																													
20:	10.1	↖																													
<table style="width:100%; border-collapse: collapse;"> <tr> <td style="width:80%;">Serie</td> <td style="text-align: right;">97.0</td> </tr> <tr> <td>Total</td> <td style="text-align: right;">196.0</td> </tr> </table>		Serie	97.0	Total	196.0																										
Serie	97.0																														
Total	196.0																														

Hold
10Skive
10**Simon Holm Simonsen**

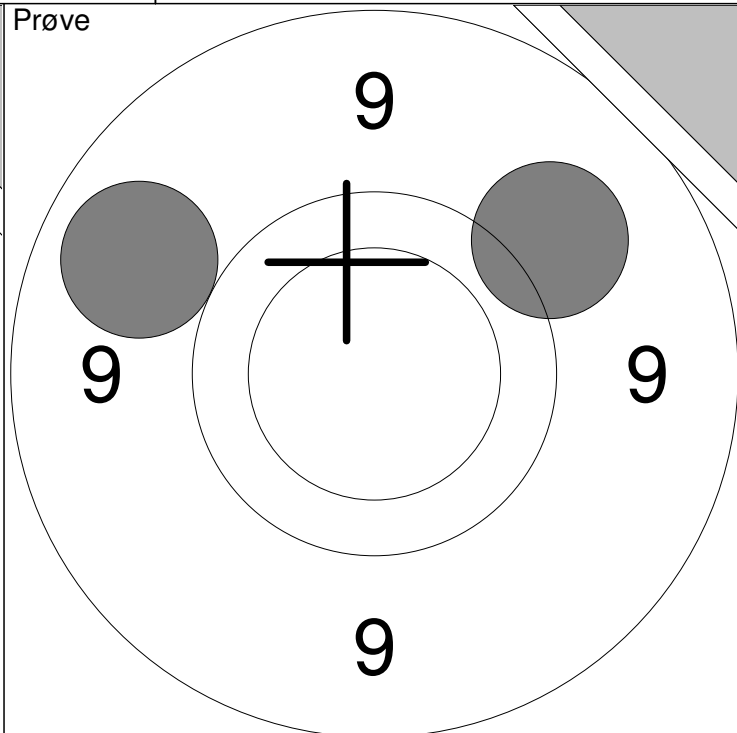
Aalborg Skyttekreds

MJ2

Prøve



Prøve



1: 9.5 →
2: 10.4 ↘
3: 8.7 ↘
4: 9.2 →
5: 9.5 ←

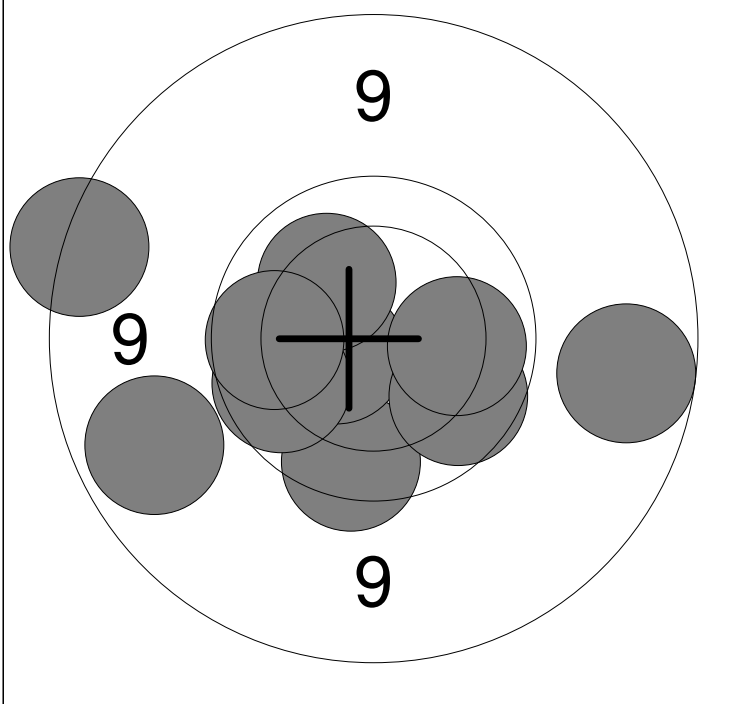
6: 9.5 ↘
7: 9.1 ↘
8: 9.1 →
9: 8.8 ←
10: 9.9 ←

Serie 89.0
Total 0.0

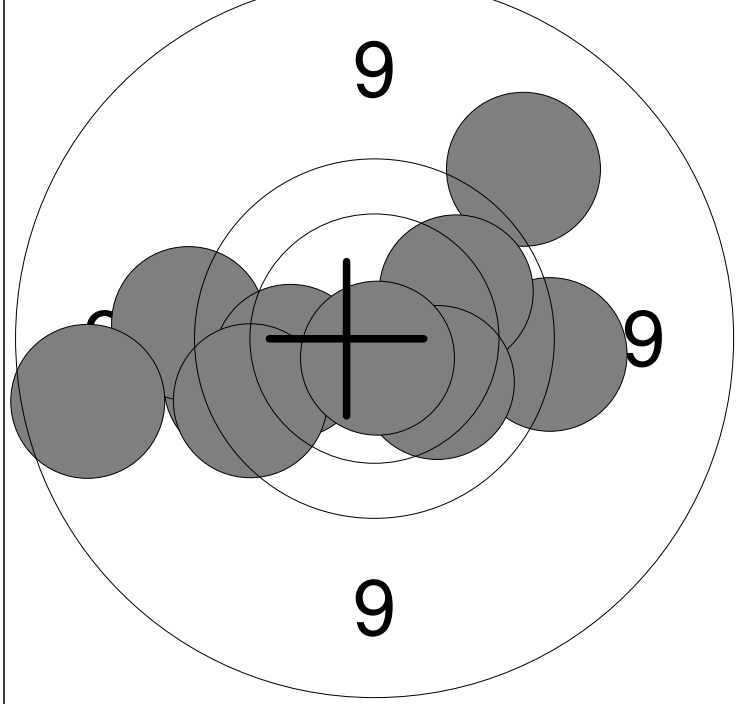
11: 9.1 ↖
12: 9.3 ↗

Serie 18.0
Total 0.0

20 Skud



20 Skud



1: 9.7 ↓
2: *10.5 ←
3: 10.2 ↗
4: 9.9 ←
5: 9.9 ↘

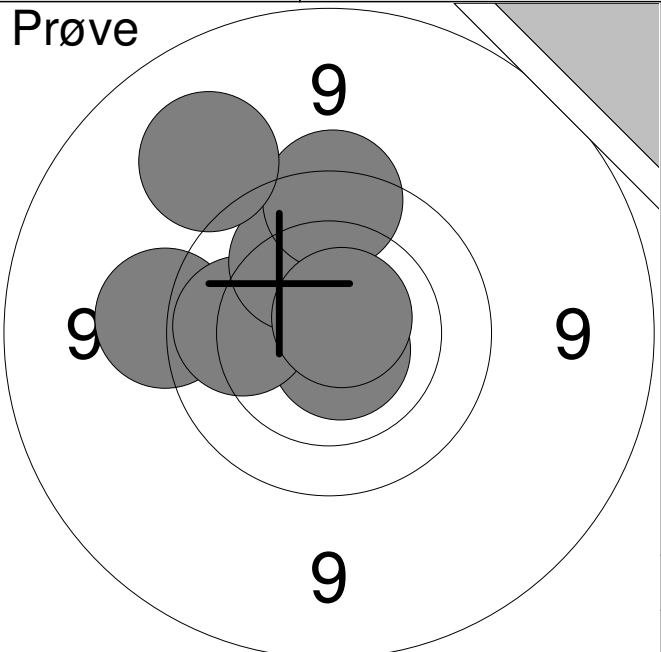
6: 9.9 ←
7: 9.0 ↘
8: 8.7 ←
9: 10.0 →
10: 8.9 →

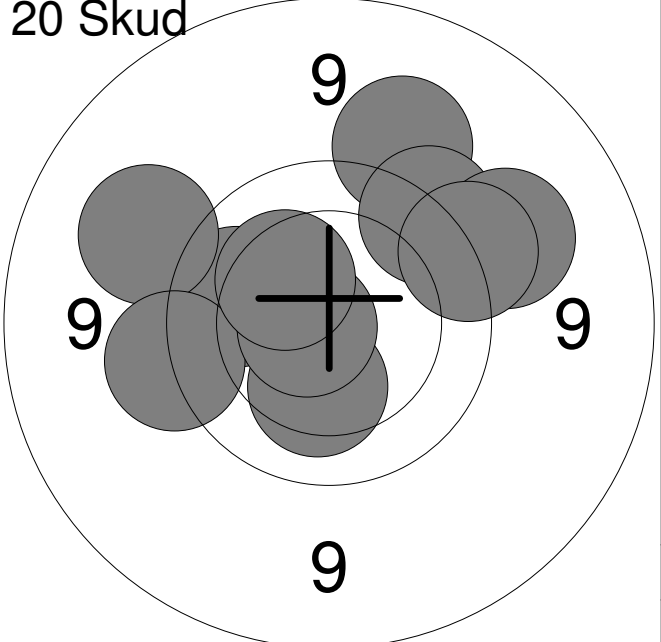
Serie 91.0
Total 91.0

11: 9.7 ←
12: 9.5 ←
13: 10.1 ←
14: 9.3 ↗
15: 9.5 →

16: 10.0 ↗
17: 10.2 ↘
18: 9.7 ←
19: 8.9 ←
20: *10.8 ↓

Serie 93.0
Total 184.0

<p>Prøve</p> 	<table style="width:100%; border-collapse: collapse;"> <tr><td style="width:10%;">1:</td><td style="width:15%;">*10.7</td><td style="width:10%; text-align: right;">↘</td></tr> <tr><td>2:</td><td>9.5</td><td style="text-align: right;">←</td></tr> <tr><td>3:</td><td>10.0</td><td style="text-align: right;">←</td></tr> <tr><td>4:</td><td>10.1</td><td style="text-align: right;">↗</td></tr> <tr><td>5:</td><td>9.7</td><td style="text-align: right;">↑</td></tr> <tr><td>6:</td><td>9.2</td><td style="text-align: right;">↗</td></tr> <tr><td>7:</td><td>*10.7</td><td style="text-align: right;">↗</td></tr> </table> <table border="1" style="width:100%; border-collapse: collapse; margin-top: 5px;"> <tr> <td style="width:80%;">Serie</td> <td style="text-align: right;">67.0</td> </tr> <tr> <td>Total</td> <td style="text-align: right;">0.0</td> </tr> </table>	1:	*10.7	↘	2:	9.5	←	3:	10.0	←	4:	10.1	↗	5:	9.7	↑	6:	9.2	↗	7:	*10.7	↗	Serie	67.0	Total	0.0
1:	*10.7	↘																								
2:	9.5	←																								
3:	10.0	←																								
4:	10.1	↗																								
5:	9.7	↑																								
6:	9.2	↗																								
7:	*10.7	↗																								
Serie	67.0																									
Total	0.0																									

<p>20 Skud</p> 	<table style="width:100%; border-collapse: collapse;"> <tr><td style="width:10%;">1:</td><td style="width:15%;">9.3</td><td style="width:10%; text-align: right;">↗</td></tr> <tr><td>2:</td><td>9.9</td><td style="text-align: right;">←</td></tr> <tr><td>3:</td><td>9.3</td><td style="text-align: right;">↖</td></tr> <tr><td>4:</td><td>9.6</td><td style="text-align: right;">↗</td></tr> <tr><td>5:</td><td>9.3</td><td style="text-align: right;">↗</td></tr> <tr><td>6:</td><td>10.3</td><td style="text-align: right;">↓</td></tr> <tr><td>7:</td><td>9.5</td><td style="text-align: right;">←</td></tr> <tr><td>8:</td><td>*10.7</td><td style="text-align: right;">←</td></tr> <tr><td>9:</td><td>10.3</td><td style="text-align: right;">↗</td></tr> <tr><td>10:</td><td>9.6</td><td style="text-align: right;">↗</td></tr> </table> <table border="1" style="width:100%; border-collapse: collapse; margin-top: 5px;"> <tr> <td style="width:80%;">Serie</td> <td style="text-align: right;">93.0</td> </tr> <tr> <td>Total</td> <td style="text-align: right;">93.0</td> </tr> </table>	1:	9.3	↗	2:	9.9	←	3:	9.3	↖	4:	9.6	↗	5:	9.3	↗	6:	10.3	↓	7:	9.5	←	8:	*10.7	←	9:	10.3	↗	10:	9.6	↗	Serie	93.0	Total	93.0
1:	9.3	↗																																	
2:	9.9	←																																	
3:	9.3	↖																																	
4:	9.6	↗																																	
5:	9.3	↗																																	
6:	10.3	↓																																	
7:	9.5	←																																	
8:	*10.7	←																																	
9:	10.3	↗																																	
10:	9.6	↗																																	
Serie	93.0																																		
Total	93.0																																		

<p>20 Skud</p> 	<table style="width:100%; border-collapse: collapse;"> <tr><td style="width:10%;">11:</td><td style="width:15%;">9.9</td><td style="width:10%; text-align: right;">↗</td></tr> <tr><td>12:</td><td>9.5</td><td style="text-align: right;">↖</td></tr> <tr><td>13:</td><td>10.0</td><td style="text-align: right;">↗</td></tr> <tr><td>14:</td><td>10.2</td><td style="text-align: right;">↗</td></tr> <tr><td>15:</td><td>*10.5</td><td style="text-align: right;">↖</td></tr> <tr><td>16:</td><td>9.7</td><td style="text-align: right;">→</td></tr> <tr><td>17:</td><td>10.1</td><td style="text-align: right;">↑</td></tr> <tr><td>18:</td><td>10.2</td><td style="text-align: right;">↑</td></tr> <tr><td>19:</td><td>10.4</td><td style="text-align: right;">↑</td></tr> <tr><td>20:</td><td>10.4</td><td style="text-align: right;">←</td></tr> </table> <table border="1" style="width:100%; border-collapse: collapse; margin-top: 5px;"> <tr> <td style="width:80%;">Serie</td> <td style="text-align: right;">97.0</td> </tr> <tr> <td>Total</td> <td style="text-align: right;">190.0</td> </tr> </table>	11:	9.9	↗	12:	9.5	↖	13:	10.0	↗	14:	10.2	↗	15:	*10.5	↖	16:	9.7	→	17:	10.1	↑	18:	10.2	↑	19:	10.4	↑	20:	10.4	←	Serie	97.0	Total	190.0
11:	9.9	↗																																	
12:	9.5	↖																																	
13:	10.0	↗																																	
14:	10.2	↗																																	
15:	*10.5	↖																																	
16:	9.7	→																																	
17:	10.1	↑																																	
18:	10.2	↑																																	
19:	10.4	↑																																	
20:	10.4	←																																	
Serie	97.0																																		
Total	190.0																																		

Hold
10

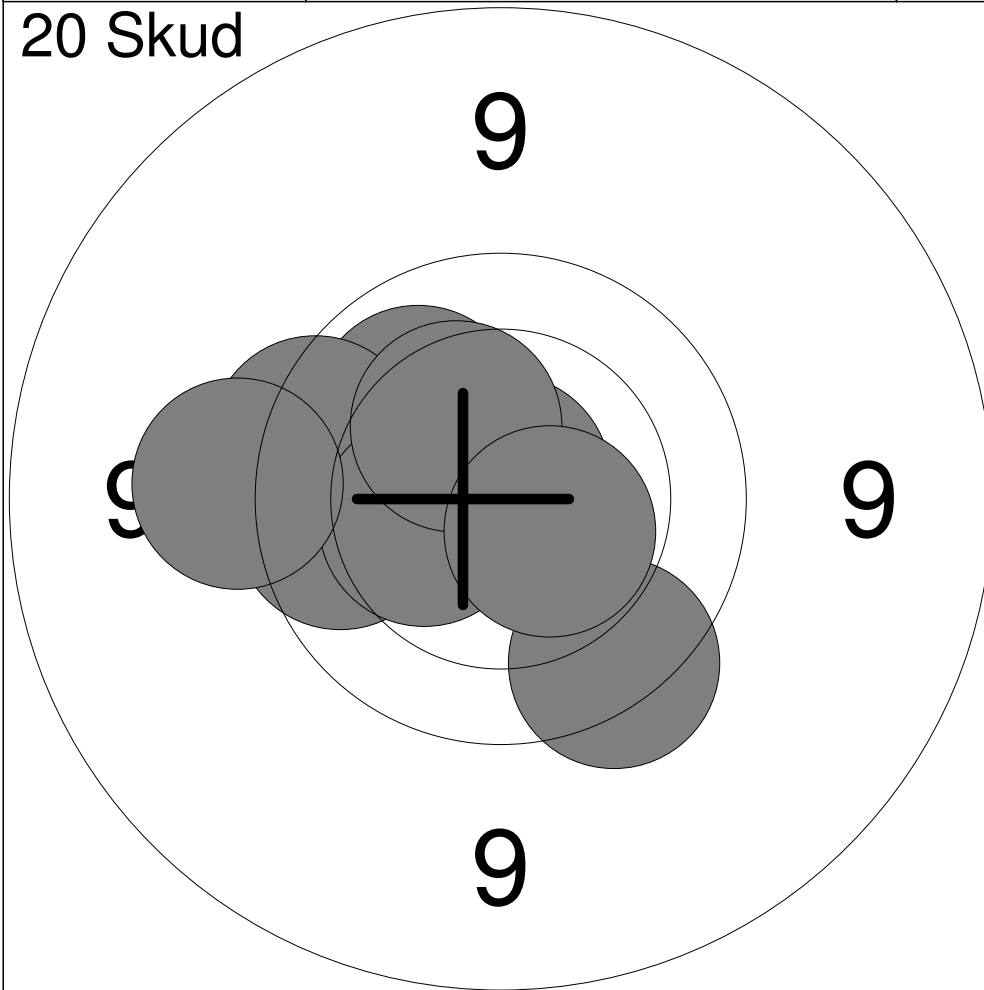
Skive
12

Frederik Kjær

Skørping Skytteforening

MJ2

20 Skud

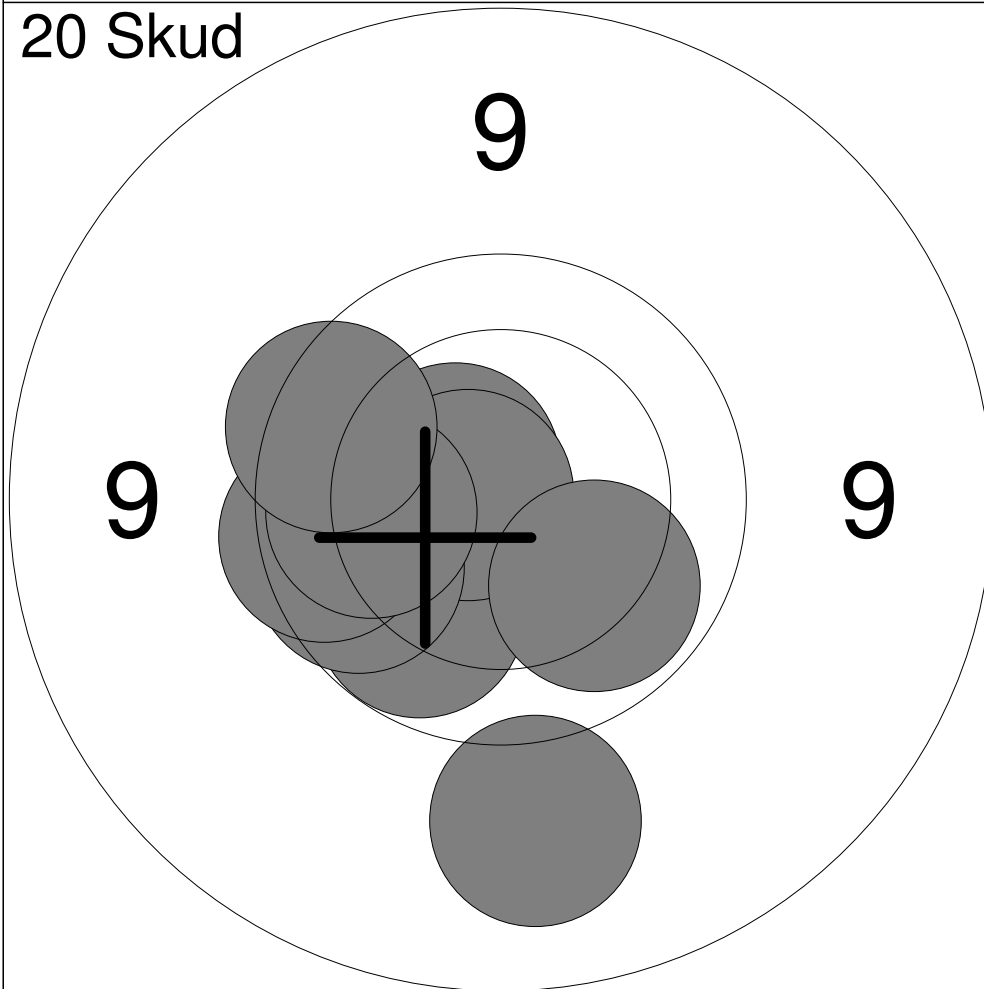


1:	10.1	↗
2:	9.7	↘
3:	10.3	↖
4:	*10.8	↗
5:	9.9	↖
6:	9.7	↖
7:	10.4	↖
8:	10.3	↗
9:	9.4	↖
10:	*10.5	↘

Serie 96.0

Total 96.0

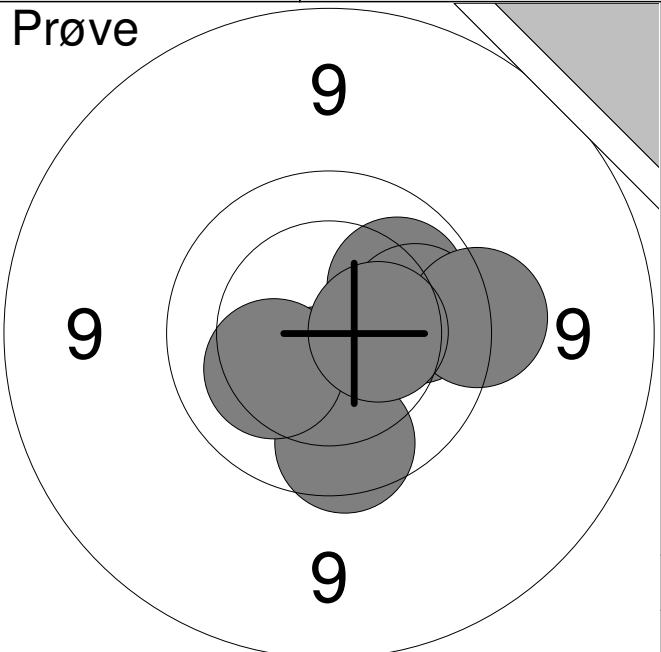
20 Skud

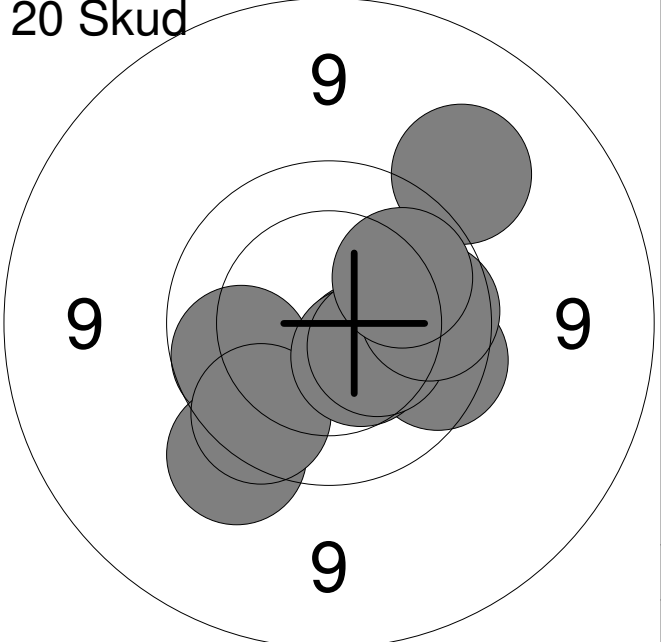


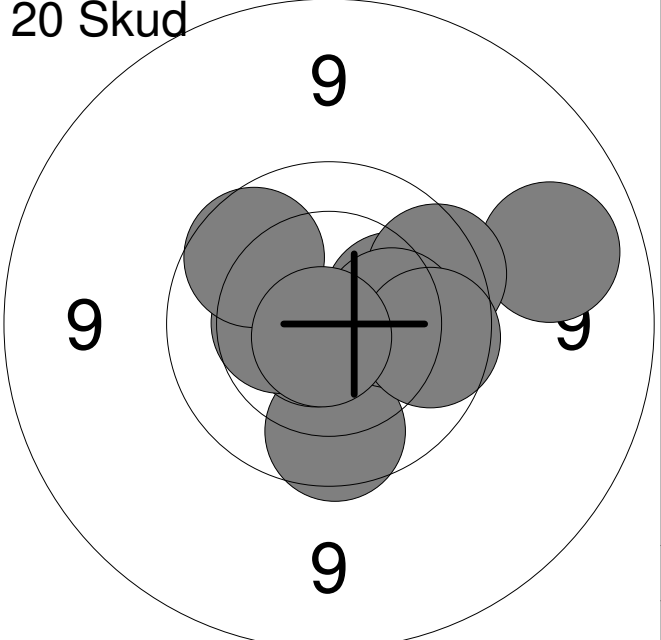
11:	9.9	↖
12:	*10.6	↗
13:	10.0	↘
14:	*10.7	↖
15:	9.9	↖
16:	10.0	↘
17:	9.8	↖
18:	9.2	↘
19:	10.0	↖
20:	9.8	↗

Serie 95.0

Total 191.0

<p>Prøve</p> 	<table style="width:100%; border-collapse: collapse;"> <tr><td style="text-align: right;">1:</td><td style="text-align: right;">10.1</td><td style="text-align: right;">↗</td></tr> <tr><td style="text-align: right;">2:</td><td style="text-align: right;">10.5</td><td style="text-align: right;">↓</td></tr> <tr><td style="text-align: right;">3:</td><td style="text-align: right;">9.8</td><td style="text-align: right;">↓</td></tr> <tr><td style="text-align: right;">4:</td><td style="text-align: right;">10.0</td><td style="text-align: right;">→</td></tr> <tr><td style="text-align: right;">5:</td><td style="text-align: right;">9.6</td><td style="text-align: right;">→</td></tr> <tr><td style="text-align: right;">6:</td><td style="text-align: right;">10.2</td><td style="text-align: right;">↖</td></tr> <tr><td style="text-align: right;">7:</td><td style="text-align: right;">10.4</td><td style="text-align: right;">→</td></tr> <tr><td colspan="3"><hr/></td></tr> <tr><td style="text-align: right;">Serie</td><td></td><td style="text-align: right;">68.0</td></tr> <tr><td style="text-align: right;">Total</td><td></td><td style="text-align: right;">0.0</td></tr> </table>	1:	10.1	↗	2:	10.5	↓	3:	9.8	↓	4:	10.0	→	5:	9.6	→	6:	10.2	↖	7:	10.4	→	<hr/>			Serie		68.0	Total		0.0
1:	10.1	↗																													
2:	10.5	↓																													
3:	9.8	↓																													
4:	10.0	→																													
5:	9.6	→																													
6:	10.2	↖																													
7:	10.4	→																													
<hr/>																															
Serie		68.0																													
Total		0.0																													

<p>20 Skud</p> 	<table style="width:100%; border-collapse: collapse;"> <tr><td style="text-align: right;">1:</td><td style="text-align: right;">9.9</td><td style="text-align: right;">↖</td></tr> <tr><td style="text-align: right;">2:</td><td style="text-align: right;">9.5</td><td style="text-align: right;">↖</td></tr> <tr><td style="text-align: right;">3:</td><td style="text-align: right;">9.8</td><td style="text-align: right;">↖</td></tr> <tr><td style="text-align: right;">4:</td><td style="text-align: right;">10.4</td><td style="text-align: right;">↘</td></tr> <tr><td style="text-align: right;">5:</td><td style="text-align: right;">9.3</td><td style="text-align: right;">↗</td></tr> <tr><td style="text-align: right;">6:</td><td style="text-align: right;">9.8</td><td style="text-align: right;">→</td></tr> <tr><td style="text-align: right;">7:</td><td style="text-align: right;">10.5</td><td style="text-align: right;">↘</td></tr> <tr><td style="text-align: right;">8:</td><td style="text-align: right;">10.4</td><td style="text-align: right;">↘</td></tr> <tr><td style="text-align: right;">9:</td><td style="text-align: right;">9.9</td><td style="text-align: right;">→</td></tr> <tr><td style="text-align: right;">10:</td><td style="text-align: right;">10.0</td><td style="text-align: right;">↗</td></tr> <tr><td colspan="3"><hr/></td></tr> <tr><td style="text-align: right;">Serie</td><td></td><td style="text-align: right;">94.0</td></tr> <tr><td style="text-align: right;">Total</td><td></td><td style="text-align: right;">94.0</td></tr> </table>	1:	9.9	↖	2:	9.5	↖	3:	9.8	↖	4:	10.4	↘	5:	9.3	↗	6:	9.8	→	7:	10.5	↘	8:	10.4	↘	9:	9.9	→	10:	10.0	↗	<hr/>			Serie		94.0	Total		94.0
1:	9.9	↖																																						
2:	9.5	↖																																						
3:	9.8	↖																																						
4:	10.4	↘																																						
5:	9.3	↗																																						
6:	9.8	→																																						
7:	10.5	↘																																						
8:	10.4	↘																																						
9:	9.9	→																																						
10:	10.0	↗																																						
<hr/>																																								
Serie		94.0																																						
Total		94.0																																						

<p>20 Skud</p> 	<table style="width:100%; border-collapse: collapse;"> <tr><td style="text-align: right;">11:</td><td style="text-align: right;">9.1</td><td style="text-align: right;">→</td></tr> <tr><td style="text-align: right;">12:</td><td style="text-align: right;">9.9</td><td style="text-align: right;">↓</td></tr> <tr><td style="text-align: right;">13:</td><td style="text-align: right;">10.2</td><td style="text-align: right;">→</td></tr> <tr><td style="text-align: right;">14:</td><td style="text-align: right;">9.8</td><td style="text-align: right;">→</td></tr> <tr><td style="text-align: right;">15:</td><td style="text-align: right;">10.3</td><td style="text-align: right;">→</td></tr> <tr><td style="text-align: right;">16:</td><td style="text-align: right;">*10.7</td><td style="text-align: right;">↖</td></tr> <tr><td style="text-align: right;">17:</td><td style="text-align: right;">10.4</td><td style="text-align: right;">←</td></tr> <tr><td style="text-align: right;">18:</td><td style="text-align: right;">9.9</td><td style="text-align: right;">→</td></tr> <tr><td style="text-align: right;">19:</td><td style="text-align: right;">9.9</td><td style="text-align: right;">↗</td></tr> <tr><td style="text-align: right;">20:</td><td style="text-align: right;">*10.8</td><td style="text-align: right;">↖</td></tr> <tr><td colspan="3"><hr/></td></tr> <tr><td style="text-align: right;">Serie</td><td></td><td style="text-align: right;">95.0</td></tr> <tr><td style="text-align: right;">Total</td><td></td><td style="text-align: right;">189.0</td></tr> </table>	11:	9.1	→	12:	9.9	↓	13:	10.2	→	14:	9.8	→	15:	10.3	→	16:	*10.7	↖	17:	10.4	←	18:	9.9	→	19:	9.9	↗	20:	*10.8	↖	<hr/>			Serie		95.0	Total		189.0
11:	9.1	→																																						
12:	9.9	↓																																						
13:	10.2	→																																						
14:	9.8	→																																						
15:	10.3	→																																						
16:	*10.7	↖																																						
17:	10.4	←																																						
18:	9.9	→																																						
19:	9.9	↗																																						
20:	*10.8	↖																																						
<hr/>																																								
Serie		95.0																																						
Total		189.0																																						

<p>Prøve</p>	<table style="width:100%; border-collapse: collapse;"> <tr><td style="text-align: right;">1:</td><td style="text-align: right;">10.2</td><td style="text-align: right;">↗</td></tr> <tr><td style="text-align: right;">2:</td><td style="text-align: right;">9.8</td><td style="text-align: right;">↗</td></tr> <tr><td style="text-align: right;">3:</td><td style="text-align: right;">10.1</td><td style="text-align: right;">→</td></tr> <tr><td style="text-align: right;">4:</td><td style="text-align: right;">9.3</td><td style="text-align: right;">↖</td></tr> <tr><td style="text-align: right;">5:</td><td style="text-align: right;">9.5</td><td style="text-align: right;">↘</td></tr> </table>	1:	10.2	↗	2:	9.8	↗	3:	10.1	→	4:	9.3	↖	5:	9.5	↘
1:	10.2	↗														
2:	9.8	↗														
3:	10.1	→														
4:	9.3	↖														
5:	9.5	↘														
	<table style="width:100%; border-collapse: collapse;"> <tr> <td style="width:45%;">Serie</td> <td style="width:55%; text-align: right;">47.0</td> </tr> </table>	Serie	47.0													
Serie	47.0															
	<table style="width:100%; border-collapse: collapse;"> <tr> <td style="width:45%;">Total</td> <td style="width:55%; text-align: right;">0.0</td> </tr> </table>	Total	0.0													
Total	0.0															

<p>20 Skud</p>	<table style="width:100%; border-collapse: collapse;"> <tr><td style="text-align: right;">1:</td><td style="text-align: right;">10.2</td><td style="text-align: right;">↘</td></tr> <tr><td style="text-align: right;">2:</td><td style="text-align: right;">9.7</td><td style="text-align: right;">↘</td></tr> <tr><td style="text-align: right;">3:</td><td style="text-align: right;">9.4</td><td style="text-align: right;">↘</td></tr> <tr><td style="text-align: right;">4:</td><td style="text-align: right;">9.6</td><td style="text-align: right;">←</td></tr> <tr><td style="text-align: right;">5:</td><td style="text-align: right;">9.9</td><td style="text-align: right;">→</td></tr> <tr><td style="text-align: right;">6:</td><td style="text-align: right;">9.0</td><td style="text-align: right;">↘</td></tr> <tr><td style="text-align: right;">7:</td><td style="text-align: right;">9.4</td><td style="text-align: right;">↖</td></tr> <tr><td style="text-align: right;">8:</td><td style="text-align: right;">9.9</td><td style="text-align: right;">↘</td></tr> <tr><td style="text-align: right;">9:</td><td style="text-align: right;">*10.9</td><td style="text-align: right;">↗</td></tr> <tr><td style="text-align: right;">10:</td><td style="text-align: right;">9.9</td><td style="text-align: right;">↘</td></tr> </table>	1:	10.2	↘	2:	9.7	↘	3:	9.4	↘	4:	9.6	←	5:	9.9	→	6:	9.0	↘	7:	9.4	↖	8:	9.9	↘	9:	*10.9	↗	10:	9.9	↘
1:	10.2	↘																													
2:	9.7	↘																													
3:	9.4	↘																													
4:	9.6	←																													
5:	9.9	→																													
6:	9.0	↘																													
7:	9.4	↖																													
8:	9.9	↘																													
9:	*10.9	↗																													
10:	9.9	↘																													
	<table style="width:100%; border-collapse: collapse;"> <tr> <td style="width:45%;">Serie</td> <td style="width:55%; text-align: right;">92.0</td> </tr> </table>	Serie	92.0																												
Serie	92.0																														
	<table style="width:100%; border-collapse: collapse;"> <tr> <td style="width:45%;">Total</td> <td style="width:55%; text-align: right;">92.0</td> </tr> </table>	Total	92.0																												
Total	92.0																														

<p>20 Skud</p>	<table style="width:100%; border-collapse: collapse;"> <tr><td style="text-align: right;">11:</td><td style="text-align: right;">10.4</td><td style="text-align: right;">→</td></tr> <tr><td style="text-align: right;">12:</td><td style="text-align: right;">9.3</td><td style="text-align: right;">↗</td></tr> <tr><td style="text-align: right;">13:</td><td style="text-align: right;">10.1</td><td style="text-align: right;">↗</td></tr> <tr><td style="text-align: right;">14:</td><td style="text-align: right;">9.4</td><td style="text-align: right;">↑</td></tr> <tr><td style="text-align: right;">15:</td><td style="text-align: right;">9.0</td><td style="text-align: right;">→</td></tr> <tr><td style="text-align: right;">16:</td><td style="text-align: right;">10.3</td><td style="text-align: right;">↗</td></tr> <tr><td style="text-align: right;">17:</td><td style="text-align: right;">9.6</td><td style="text-align: right;">↘</td></tr> <tr><td style="text-align: right;">18:</td><td style="text-align: right;">10.4</td><td style="text-align: right;">←</td></tr> <tr><td style="text-align: right;">19:</td><td style="text-align: right;">*10.6</td><td style="text-align: right;">↗</td></tr> <tr><td style="text-align: right;">20:</td><td style="text-align: right;">8.7</td><td style="text-align: right;">↖</td></tr> </table>	11:	10.4	→	12:	9.3	↗	13:	10.1	↗	14:	9.4	↑	15:	9.0	→	16:	10.3	↗	17:	9.6	↘	18:	10.4	←	19:	*10.6	↗	20:	8.7	↖
11:	10.4	→																													
12:	9.3	↗																													
13:	10.1	↗																													
14:	9.4	↑																													
15:	9.0	→																													
16:	10.3	↗																													
17:	9.6	↘																													
18:	10.4	←																													
19:	*10.6	↗																													
20:	8.7	↖																													
	<table style="width:100%; border-collapse: collapse;"> <tr> <td style="width:45%;">Serie</td> <td style="width:55%; text-align: right;">94.0</td> </tr> </table>	Serie	94.0																												
Serie	94.0																														
	<table style="width:100%; border-collapse: collapse;"> <tr> <td style="width:45%;">Total</td> <td style="width:55%; text-align: right;">186.0</td> </tr> </table>	Total	186.0																												
Total	186.0																														

<p>Prøve</p>	<table style="width:100%; border-collapse: collapse;"> <tr><td style="width:10%;">1:</td><td style="width:10%;">8.4</td><td style="width:10%; text-align: center;">↗</td></tr> <tr><td>2:</td><td>8.1</td><td style="text-align: center;">↗</td></tr> <tr><td>3:</td><td>9.1</td><td style="text-align: center;">↗</td></tr> <tr><td>4:</td><td>9.6</td><td style="text-align: center;">↗</td></tr> <tr><td>5:</td><td>9.1</td><td style="text-align: center;">↗</td></tr> <tr><td>6:</td><td>9.9</td><td style="text-align: center;">↗</td></tr> <tr><td>7:</td><td>9.7</td><td style="text-align: center;">↖</td></tr> <tr><td>8:</td><td>10.3</td><td style="text-align: center;">↗</td></tr> <tr><td>9:</td><td>10.4</td><td style="text-align: center;">↖</td></tr> </table>	1:	8.4	↗	2:	8.1	↗	3:	9.1	↗	4:	9.6	↗	5:	9.1	↗	6:	9.9	↗	7:	9.7	↖	8:	10.3	↗	9:	10.4	↖
1:	8.4	↗																										
2:	8.1	↗																										
3:	9.1	↗																										
4:	9.6	↗																										
5:	9.1	↗																										
6:	9.9	↗																										
7:	9.7	↖																										
8:	10.3	↗																										
9:	10.4	↖																										

Serie	81.0
-------	------

Total	0.0
-------	-----

<p>20 Skud</p>	<table style="width:100%; border-collapse: collapse;"> <tr><td style="width:10%;">1:</td><td style="width:10%;">10.2</td><td style="width:10%; text-align: center;">↗</td></tr> <tr><td>2:</td><td>10.5</td><td style="text-align: center;">→</td></tr> <tr><td>3:</td><td>10.6</td><td style="text-align: center;">↗</td></tr> <tr><td>4:</td><td>9.0</td><td style="text-align: center;">↖</td></tr> <tr><td>5:</td><td>9.4</td><td style="text-align: center;">↗</td></tr> <tr><td>6:</td><td>9.9</td><td style="text-align: center;">↗</td></tr> <tr><td>7:</td><td>10.6</td><td style="text-align: center;">↗</td></tr> <tr><td>8:</td><td>10.3</td><td style="text-align: center;">↘</td></tr> <tr><td>9:</td><td>9.9</td><td style="text-align: center;">↗</td></tr> <tr><td>10:</td><td>10.3</td><td style="text-align: center;">↖</td></tr> </table>	1:	10.2	↗	2:	10.5	→	3:	10.6	↗	4:	9.0	↖	5:	9.4	↗	6:	9.9	↗	7:	10.6	↗	8:	10.3	↘	9:	9.9	↗	10:	10.3	↖
1:	10.2	↗																													
2:	10.5	→																													
3:	10.6	↗																													
4:	9.0	↖																													
5:	9.4	↗																													
6:	9.9	↗																													
7:	10.6	↗																													
8:	10.3	↘																													
9:	9.9	↗																													
10:	10.3	↖																													

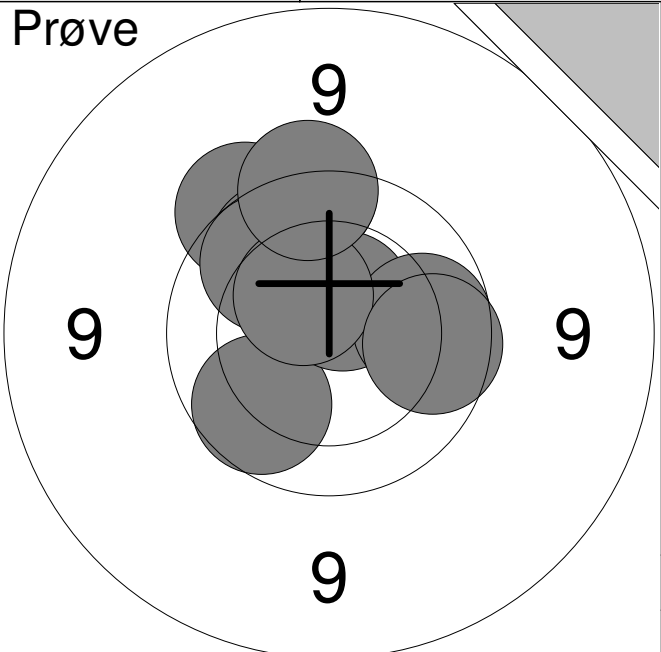
Serie	96.0
-------	------

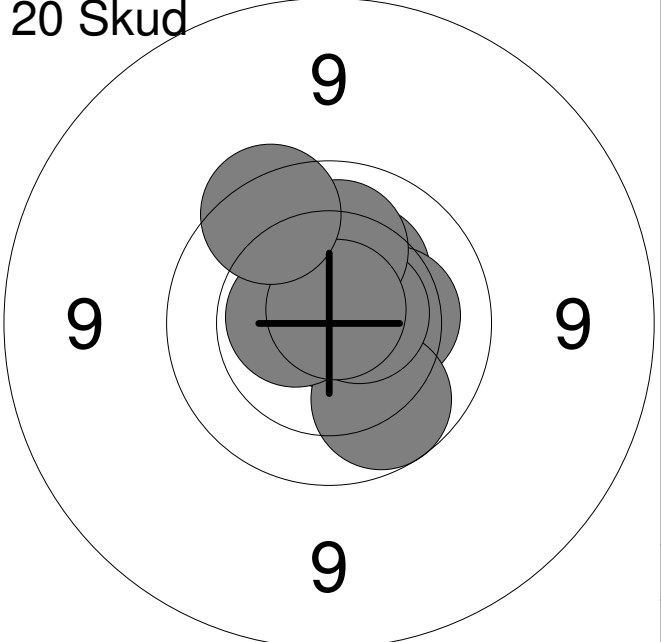
Total	96.0
-------	------

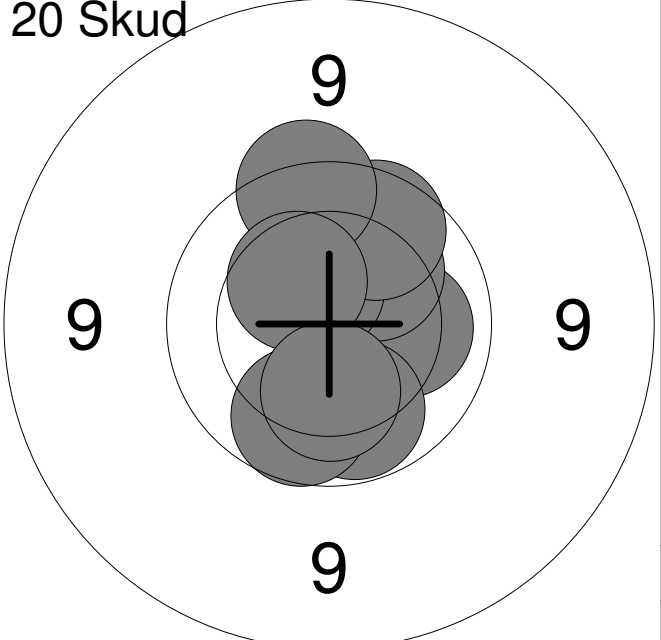
<p>20 Skud</p>	<table style="width:100%; border-collapse: collapse;"> <tr><td style="width:10%;">11:</td><td style="width:10%;">10.1</td><td style="width:10%; text-align: center;">↖</td></tr> <tr><td>12:</td><td>10.5</td><td style="text-align: center;">↗</td></tr> <tr><td>13:</td><td>10.5</td><td style="text-align: center;">↖</td></tr> <tr><td>14:</td><td>9.8</td><td style="text-align: center;">↗</td></tr> <tr><td>15:</td><td>9.4</td><td style="text-align: center;">↖</td></tr> <tr><td>16:</td><td>10.0</td><td style="text-align: center;">↗</td></tr> <tr><td>17:</td><td>10.1</td><td style="text-align: center;">↖</td></tr> <tr><td>18:</td><td>9.6</td><td style="text-align: center;">↖</td></tr> <tr><td>19:</td><td>9.7</td><td style="text-align: center;">↖</td></tr> <tr><td>20:</td><td>10.1</td><td style="text-align: center;">→</td></tr> </table>	11:	10.1	↖	12:	10.5	↗	13:	10.5	↖	14:	9.8	↗	15:	9.4	↖	16:	10.0	↗	17:	10.1	↖	18:	9.6	↖	19:	9.7	↖	20:	10.1	→
11:	10.1	↖																													
12:	10.5	↗																													
13:	10.5	↖																													
14:	9.8	↗																													
15:	9.4	↖																													
16:	10.0	↗																													
17:	10.1	↖																													
18:	9.6	↖																													
19:	9.7	↖																													
20:	10.1	→																													

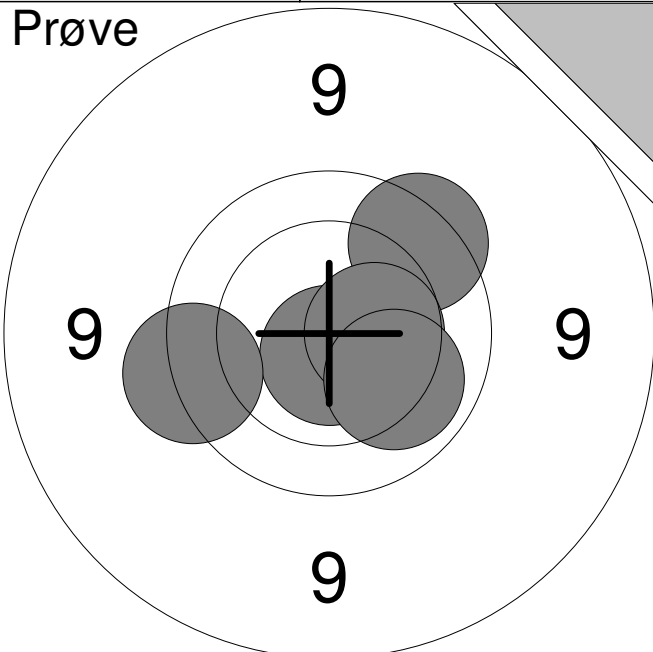
Serie	96.0
-------	------

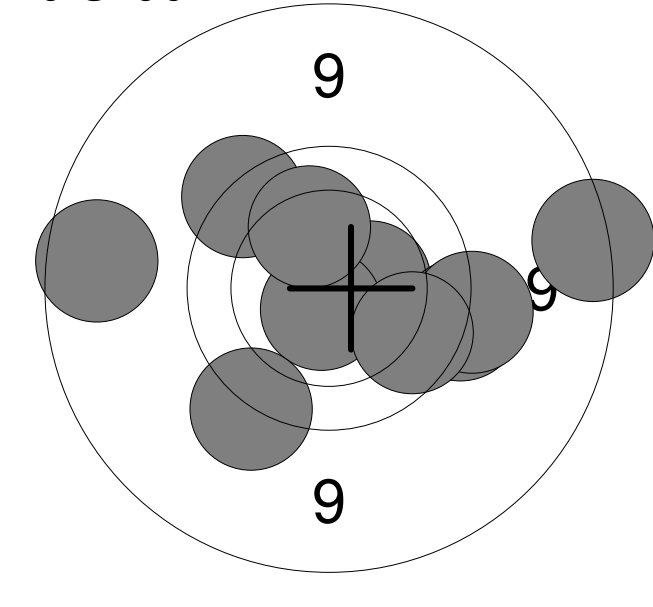
Total	192.0
-------	-------

<p>Prøve</p> 	<table style="width:100%; border-collapse: collapse;"> <tr><td style="width:10%;">1:</td><td style="width:15%;">9.6</td><td style="width:10%; text-align: center;">↑</td></tr> <tr><td>2:</td><td>9.6</td><td style="text-align: center;">↗</td></tr> <tr><td>3:</td><td>9.9</td><td style="text-align: center;">↗</td></tr> <tr><td>4:</td><td>10.0</td><td style="text-align: center;">↗</td></tr> <tr><td>5:</td><td>9.9</td><td style="text-align: center;">↖</td></tr> <tr><td>6:</td><td>*10.6</td><td style="text-align: center;">↗</td></tr> <tr><td>7:</td><td>9.9</td><td style="text-align: center;">→</td></tr> <tr><td>8:</td><td>10.5</td><td style="text-align: center;">↗</td></tr> <tr><td>9:</td><td>9.9</td><td style="text-align: center;">→</td></tr> <tr><td>10:</td><td>9.6</td><td style="text-align: center;">↑</td></tr> </table>	1:	9.6	↑	2:	9.6	↗	3:	9.9	↗	4:	10.0	↗	5:	9.9	↖	6:	*10.6	↗	7:	9.9	→	8:	10.5	↗	9:	9.9	→	10:	9.6	↑
1:	9.6	↑																													
2:	9.6	↗																													
3:	9.9	↗																													
4:	10.0	↗																													
5:	9.9	↖																													
6:	*10.6	↗																													
7:	9.9	→																													
8:	10.5	↗																													
9:	9.9	→																													
10:	9.6	↑																													
<table style="width:100%; border-collapse: collapse;"> <tr> <td style="width:10%;">Serie</td> <td style="width:15%;"></td> <td style="width:10%; text-align: right;">93.0</td> </tr> <tr> <td>Total</td> <td></td> <td style="text-align: right;">0.0</td> </tr> </table>		Serie		93.0	Total		0.0																								
Serie		93.0																													
Total		0.0																													

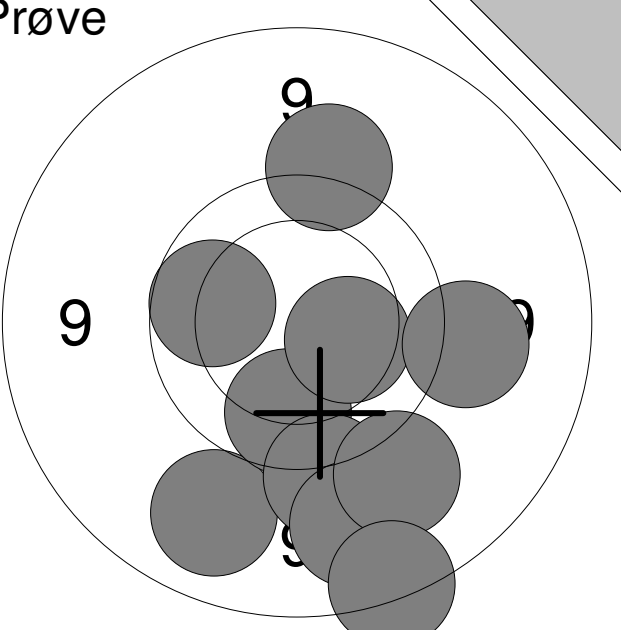
<p>20 Skud</p> 	<table style="width:100%; border-collapse: collapse;"> <tr><td style="width:10%;">1:</td><td style="width:15%;">10.3</td><td style="width:10%; text-align: center;">↗</td></tr> <tr><td>2:</td><td>10.3</td><td style="text-align: center;">→</td></tr> <tr><td>3:</td><td>10.4</td><td style="text-align: center;">↗</td></tr> <tr><td>4:</td><td>*10.9</td><td style="text-align: center;">→</td></tr> <tr><td>5:</td><td>9.9</td><td style="text-align: center;">↘</td></tr> <tr><td>6:</td><td>*10.6</td><td style="text-align: center;">→</td></tr> <tr><td>7:</td><td>*10.6</td><td style="text-align: center;">←</td></tr> <tr><td>8:</td><td>10.1</td><td style="text-align: center;">↑</td></tr> <tr><td>9:</td><td>*10.8</td><td style="text-align: center;">↗</td></tr> <tr><td>10:</td><td>9.8</td><td style="text-align: center;">↗</td></tr> </table>	1:	10.3	↗	2:	10.3	→	3:	10.4	↗	4:	*10.9	→	5:	9.9	↘	6:	*10.6	→	7:	*10.6	←	8:	10.1	↑	9:	*10.8	↗	10:	9.8	↗
1:	10.3	↗																													
2:	10.3	→																													
3:	10.4	↗																													
4:	*10.9	→																													
5:	9.9	↘																													
6:	*10.6	→																													
7:	*10.6	←																													
8:	10.1	↑																													
9:	*10.8	↗																													
10:	9.8	↗																													
<table style="width:100%; border-collapse: collapse;"> <tr> <td style="width:10%;">Serie</td> <td style="width:15%;"></td> <td style="width:10%; text-align: right;">98.0</td> </tr> <tr> <td>Total</td> <td></td> <td style="text-align: right;">98.0</td> </tr> </table>		Serie		98.0	Total		98.0																								
Serie		98.0																													
Total		98.0																													

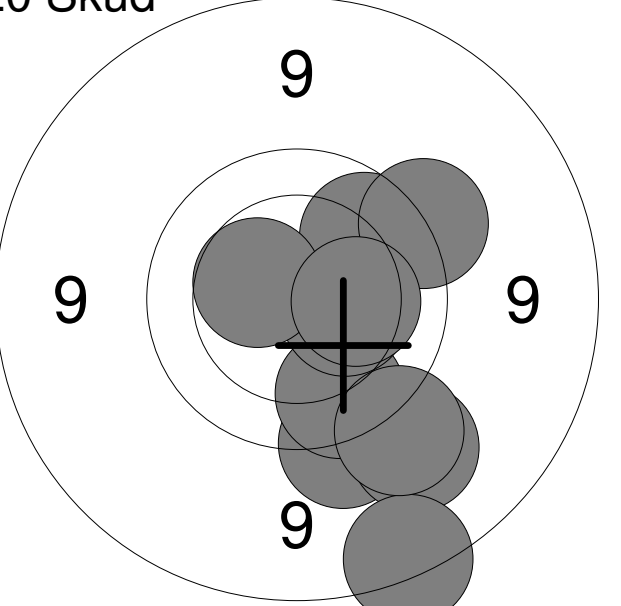
<p>20 Skud</p> 	<table style="width:100%; border-collapse: collapse;"> <tr><td style="width:10%;">11:</td><td style="width:15%;">*10.5</td><td style="width:10%; text-align: center;">→</td></tr> <tr><td>12:</td><td>10.1</td><td style="text-align: center;">→</td></tr> <tr><td>13:</td><td>10.2</td><td style="text-align: center;">↗</td></tr> <tr><td>14:</td><td>*10.5</td><td style="text-align: center;">↗</td></tr> <tr><td>15:</td><td>9.9</td><td style="text-align: center;">↗</td></tr> <tr><td>16:</td><td>9.7</td><td style="text-align: center;">↗</td></tr> <tr><td>17:</td><td>10.4</td><td style="text-align: center;">↗</td></tr> <tr><td>18:</td><td>10.0</td><td style="text-align: center;">↘</td></tr> <tr><td>19:</td><td>9.9</td><td style="text-align: center;">↘</td></tr> <tr><td>20:</td><td>10.2</td><td style="text-align: center;">↓</td></tr> </table>	11:	*10.5	→	12:	10.1	→	13:	10.2	↗	14:	*10.5	↗	15:	9.9	↗	16:	9.7	↗	17:	10.4	↗	18:	10.0	↘	19:	9.9	↘	20:	10.2	↓
11:	*10.5	→																													
12:	10.1	→																													
13:	10.2	↗																													
14:	*10.5	↗																													
15:	9.9	↗																													
16:	9.7	↗																													
17:	10.4	↗																													
18:	10.0	↘																													
19:	9.9	↘																													
20:	10.2	↓																													
<table style="width:100%; border-collapse: collapse;"> <tr> <td style="width:10%;">Serie</td> <td style="width:15%;"></td> <td style="width:10%; text-align: right;">97.0</td> </tr> <tr> <td>Total</td> <td></td> <td style="text-align: right;">195.0</td> </tr> </table>		Serie		97.0	Total		195.0																								
Serie		97.0																													
Total		195.0																													

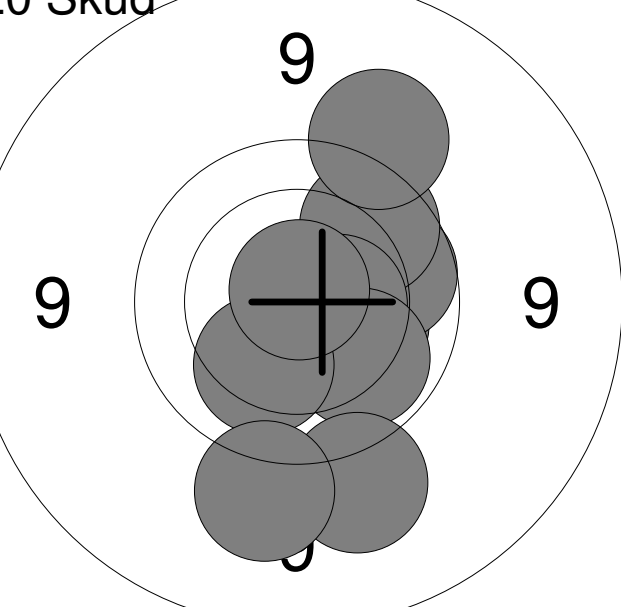
<p>Prøve</p> 	<table style="width:100%; border-collapse: collapse;"> <tr><td>1:</td><td>*10.7</td><td style="text-align: center;">↓</td></tr> <tr><td>2:</td><td>9.7</td><td style="text-align: center;">↗</td></tr> <tr><td>3:</td><td>9.6</td><td style="text-align: center;">←</td></tr> <tr><td>4:</td><td>10.5</td><td style="text-align: center;">→</td></tr> <tr><td>5:</td><td>10.1</td><td style="text-align: center;">↘</td></tr> </table>	1:	*10.7	↓	2:	9.7	↗	3:	9.6	←	4:	10.5	→	5:	10.1	↘
1:	*10.7	↓														
2:	9.7	↗														
3:	9.6	←														
4:	10.5	→														
5:	10.1	↘														
<table style="width:100%; border-collapse: collapse;"> <tr> <td style="width:45%;">Serie</td> <td style="width:55%; text-align: right;">48.0</td> </tr> <tr> <td>Total</td> <td style="text-align: right;">0.0</td> </tr> </table>		Serie	48.0	Total	0.0											
Serie	48.0															
Total	0.0															

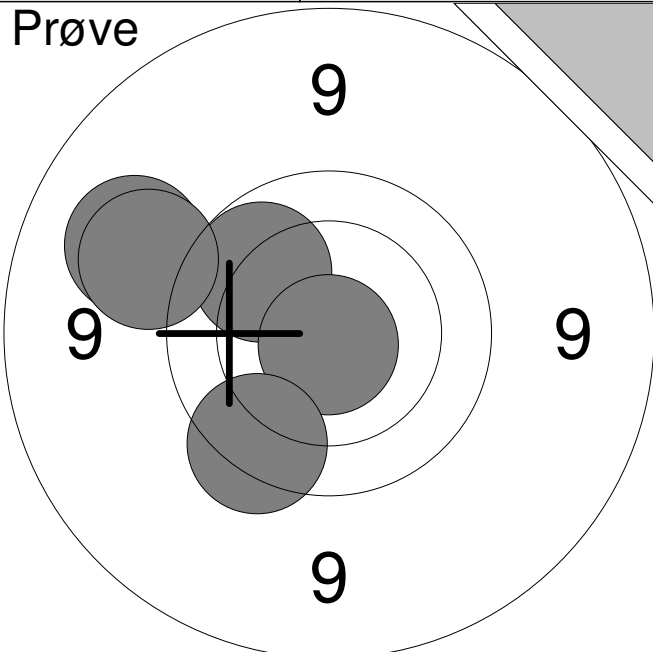
<p>20 Skud</p> 	<table style="width:100%; border-collapse: collapse;"> <tr><td>1:</td><td>10.4</td><td style="text-align: center;">→</td></tr> <tr><td>2:</td><td>8.7</td><td style="text-align: center;">→</td></tr> <tr><td>3:</td><td>9.6</td><td style="text-align: center;">→</td></tr> <tr><td>4:</td><td>9.5</td><td style="text-align: center;">→</td></tr> <tr><td>5:</td><td>8.9</td><td style="text-align: center;">←</td></tr> <tr><td>6:</td><td>9.6</td><td style="text-align: center;">↗</td></tr> <tr><td>7:</td><td>*10.7</td><td style="text-align: center;">↓</td></tr> <tr><td>8:</td><td>9.9</td><td style="text-align: center;">↘</td></tr> <tr><td>9:</td><td>10.2</td><td style="text-align: center;">↗</td></tr> <tr><td>10:</td><td>9.5</td><td style="text-align: center;">↓</td></tr> </table>	1:	10.4	→	2:	8.7	→	3:	9.6	→	4:	9.5	→	5:	8.9	←	6:	9.6	↗	7:	*10.7	↓	8:	9.9	↘	9:	10.2	↗	10:	9.5	↓
1:	10.4	→																													
2:	8.7	→																													
3:	9.6	→																													
4:	9.5	→																													
5:	8.9	←																													
6:	9.6	↗																													
7:	*10.7	↓																													
8:	9.9	↘																													
9:	10.2	↗																													
10:	9.5	↓																													
<table style="width:100%; border-collapse: collapse;"> <tr> <td style="width:45%;">Serie</td> <td style="width:55%; text-align: right;">91.0</td> </tr> <tr> <td>Total</td> <td style="text-align: right;">91.0</td> </tr> </table>		Serie	91.0	Total	91.0																										
Serie	91.0																														
Total	91.0																														

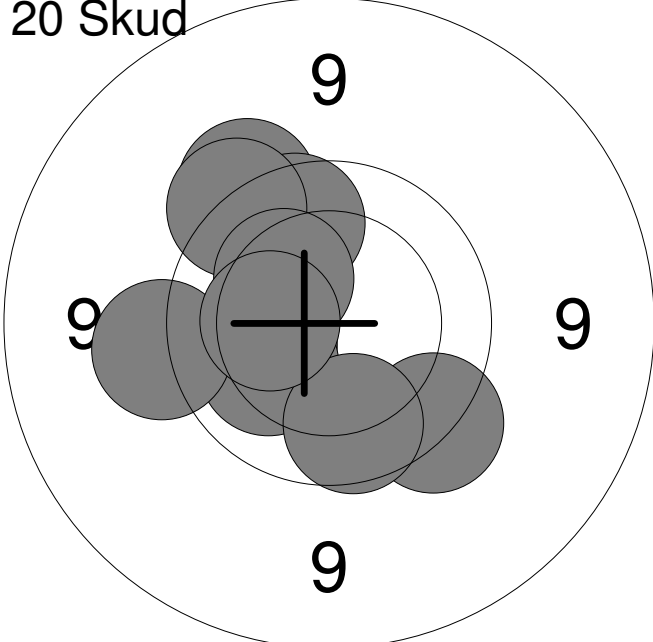
<p>20 Skud</p> 	<table style="width:100%; border-collapse: collapse;"> <tr><td>11:</td><td>9.8</td><td style="text-align: center;">→</td></tr> <tr><td>12:</td><td>9.4</td><td style="text-align: center;">↓</td></tr> <tr><td>13:</td><td>9.6</td><td style="text-align: center;">↗</td></tr> <tr><td>14:</td><td>9.8</td><td style="text-align: center;">←</td></tr> <tr><td>15:</td><td>9.5</td><td style="text-align: center;">→</td></tr> <tr><td>16:</td><td>8.6</td><td style="text-align: center;">←</td></tr> <tr><td>17:</td><td>8.5</td><td style="text-align: center;">↘</td></tr> <tr><td>18:</td><td>9.9</td><td style="text-align: center;">→</td></tr> <tr><td>19:</td><td>9.2</td><td style="text-align: center;">↗</td></tr> <tr><td>20:</td><td>10.4</td><td style="text-align: center;">↑</td></tr> </table>	11:	9.8	→	12:	9.4	↓	13:	9.6	↗	14:	9.8	←	15:	9.5	→	16:	8.6	←	17:	8.5	↘	18:	9.9	→	19:	9.2	↗	20:	10.4	↑
11:	9.8	→																													
12:	9.4	↓																													
13:	9.6	↗																													
14:	9.8	←																													
15:	9.5	→																													
16:	8.6	←																													
17:	8.5	↘																													
18:	9.9	→																													
19:	9.2	↗																													
20:	10.4	↑																													
<table style="width:100%; border-collapse: collapse;"> <tr> <td style="width:45%;">Serie</td> <td style="width:55%; text-align: right;">89.0</td> </tr> <tr> <td>Total</td> <td style="text-align: right;">180.0</td> </tr> </table>		Serie	89.0	Total	180.0																										
Serie	89.0																														
Total	180.0																														

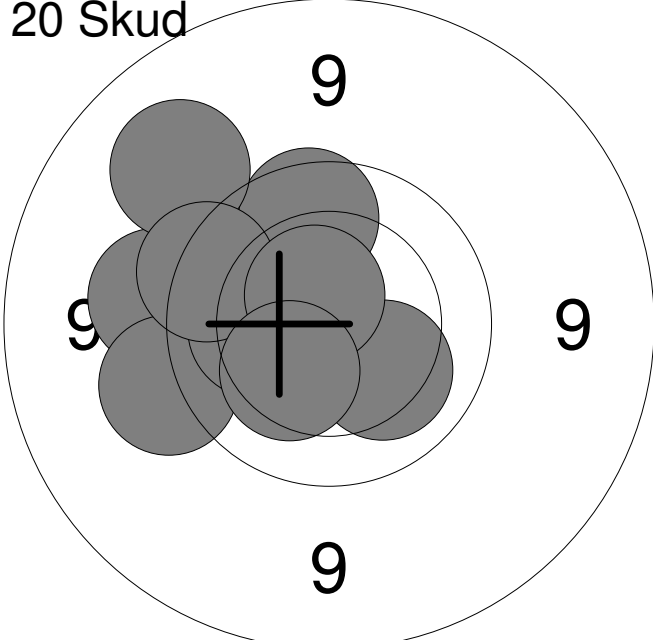
<p>Prøve</p> 	<table style="width:100%; border-collapse: collapse;"> <tr><td style="width:10%;">1:</td><td style="width:15%;">9.1</td><td style="width:10%; text-align: center;">↙</td></tr> <tr><td>2:</td><td>9.9</td><td style="text-align: center;">↘</td></tr> <tr><td>3:</td><td>10.3</td><td style="text-align: center;">→</td></tr> <tr><td>4:</td><td>9.5</td><td style="text-align: center;">↘</td></tr> <tr><td>5:</td><td>9.1</td><td style="text-align: center;">↘</td></tr> <tr><td>6:</td><td>9.4</td><td style="text-align: center;">→</td></tr> <tr><td>7:</td><td>9.3</td><td style="text-align: center;">↘</td></tr> <tr><td>8:</td><td>9.4</td><td style="text-align: center;">↗</td></tr> <tr><td>9:</td><td>8.7</td><td style="text-align: center;">↘</td></tr> <tr><td>10:</td><td>9.9</td><td style="text-align: center;">↖</td></tr> </table> <table border="1" style="width:100%; border-collapse: collapse; margin-top: 5px;"> <tr> <td style="width:10%;">Serie</td> <td style="width:15%;"></td> <td style="width:10%; text-align: right;">90.0</td> </tr> <tr> <td>Total</td> <td></td> <td style="text-align: right;">0.0</td> </tr> </table>	1:	9.1	↙	2:	9.9	↘	3:	10.3	→	4:	9.5	↘	5:	9.1	↘	6:	9.4	→	7:	9.3	↘	8:	9.4	↗	9:	8.7	↘	10:	9.9	↖	Serie		90.0	Total		0.0
1:	9.1	↙																																			
2:	9.9	↘																																			
3:	10.3	→																																			
4:	9.5	↘																																			
5:	9.1	↘																																			
6:	9.4	→																																			
7:	9.3	↘																																			
8:	9.4	↗																																			
9:	8.7	↘																																			
10:	9.9	↖																																			
Serie		90.0																																			
Total		0.0																																			

<p>20 Skud</p> 	<table style="width:100%; border-collapse: collapse;"> <tr><td style="width:10%;">1:</td><td style="width:15%;">9.5</td><td style="width:10%; text-align: center;">↘</td></tr> <tr><td>2:</td><td>9.8</td><td style="text-align: center;">↘</td></tr> <tr><td>3:</td><td>9.3</td><td style="text-align: center;">↘</td></tr> <tr><td>4:</td><td>10.4</td><td style="text-align: center;">→</td></tr> <tr><td>5:</td><td>8.7</td><td style="text-align: center;">↘</td></tr> <tr><td>6:</td><td>9.9</td><td style="text-align: center;">↗</td></tr> <tr><td>7:</td><td>9.5</td><td style="text-align: center;">↗</td></tr> <tr><td>8:</td><td>10.5</td><td style="text-align: center;">↗</td></tr> <tr><td>9:</td><td>10.3</td><td style="text-align: center;">→</td></tr> <tr><td>10:</td><td>9.4</td><td style="text-align: center;">↘</td></tr> </table> <table border="1" style="width:100%; border-collapse: collapse; margin-top: 5px;"> <tr> <td style="width:10%;">Serie</td> <td style="width:15%;"></td> <td style="width:10%; text-align: right;">92.0</td> </tr> <tr> <td>Total</td> <td></td> <td style="text-align: right;">92.0</td> </tr> </table>	1:	9.5	↘	2:	9.8	↘	3:	9.3	↘	4:	10.4	→	5:	8.7	↘	6:	9.9	↗	7:	9.5	↗	8:	10.5	↗	9:	10.3	→	10:	9.4	↘	Serie		92.0	Total		92.0
1:	9.5	↘																																			
2:	9.8	↘																																			
3:	9.3	↘																																			
4:	10.4	→																																			
5:	8.7	↘																																			
6:	9.9	↗																																			
7:	9.5	↗																																			
8:	10.5	↗																																			
9:	10.3	→																																			
10:	9.4	↘																																			
Serie		92.0																																			
Total		92.0																																			

<p>20 Skud</p> 	<table style="width:100%; border-collapse: collapse;"> <tr><td style="width:10%;">11:</td><td style="width:15%;">10.2</td><td style="width:10%; text-align: center;">→</td></tr> <tr><td>12:</td><td>9.9</td><td style="text-align: center;">→</td></tr> <tr><td>13:</td><td>9.9</td><td style="text-align: center;">↗</td></tr> <tr><td>14:</td><td>*10.5</td><td style="text-align: center;">→</td></tr> <tr><td>15:</td><td>10.0</td><td style="text-align: center;">↘</td></tr> <tr><td>16:</td><td>10.2</td><td style="text-align: center;">↘</td></tr> <tr><td>17:</td><td>9.3</td><td style="text-align: center;">↘</td></tr> <tr><td>18:</td><td>*10.8</td><td style="text-align: center;">↗</td></tr> <tr><td>19:</td><td>9.4</td><td style="text-align: center;">↗</td></tr> <tr><td>20:</td><td>9.3</td><td style="text-align: center;">↘</td></tr> </table> <table border="1" style="width:100%; border-collapse: collapse; margin-top: 5px;"> <tr> <td style="width:10%;">Serie</td> <td style="width:15%;"></td> <td style="width:10%; text-align: right;">95.0</td> </tr> <tr> <td>Total</td> <td></td> <td style="text-align: right;">187.0</td> </tr> </table>	11:	10.2	→	12:	9.9	→	13:	9.9	↗	14:	*10.5	→	15:	10.0	↘	16:	10.2	↘	17:	9.3	↘	18:	*10.8	↗	19:	9.4	↗	20:	9.3	↘	Serie		95.0	Total		187.0
11:	10.2	→																																			
12:	9.9	→																																			
13:	9.9	↗																																			
14:	*10.5	→																																			
15:	10.0	↘																																			
16:	10.2	↘																																			
17:	9.3	↘																																			
18:	*10.8	↗																																			
19:	9.4	↗																																			
20:	9.3	↘																																			
Serie		95.0																																			
Total		187.0																																			

<p>Prøve</p> 	<table style="width:100%; border-collapse: collapse;"> <tr><td style="width:10%;">1:</td><td style="width:15%;">9.2</td><td style="width:10%; text-align: center;">↗</td></tr> <tr><td>2:</td><td>10.0</td><td style="text-align: center;">↗</td></tr> <tr><td>3:</td><td>9.3</td><td style="text-align: center;">↗</td></tr> <tr><td>4:</td><td>*10.8</td><td style="text-align: center;">↘</td></tr> <tr><td>5:</td><td>9.7</td><td style="text-align: center;">↘</td></tr> </table>	1:	9.2	↗	2:	10.0	↗	3:	9.3	↗	4:	*10.8	↘	5:	9.7	↘
1:	9.2	↗														
2:	10.0	↗														
3:	9.3	↗														
4:	*10.8	↘														
5:	9.7	↘														
	<table border="1" style="width:100%; border-collapse: collapse;"> <tr> <td style="width:10%;">Serie</td> <td style="width:15%;"></td> <td style="width:10%; text-align: right;">47.0</td> </tr> <tr> <td>Total</td> <td></td> <td style="text-align: right;">0.0</td> </tr> </table>	Serie		47.0	Total		0.0									
Serie		47.0														
Total		0.0														

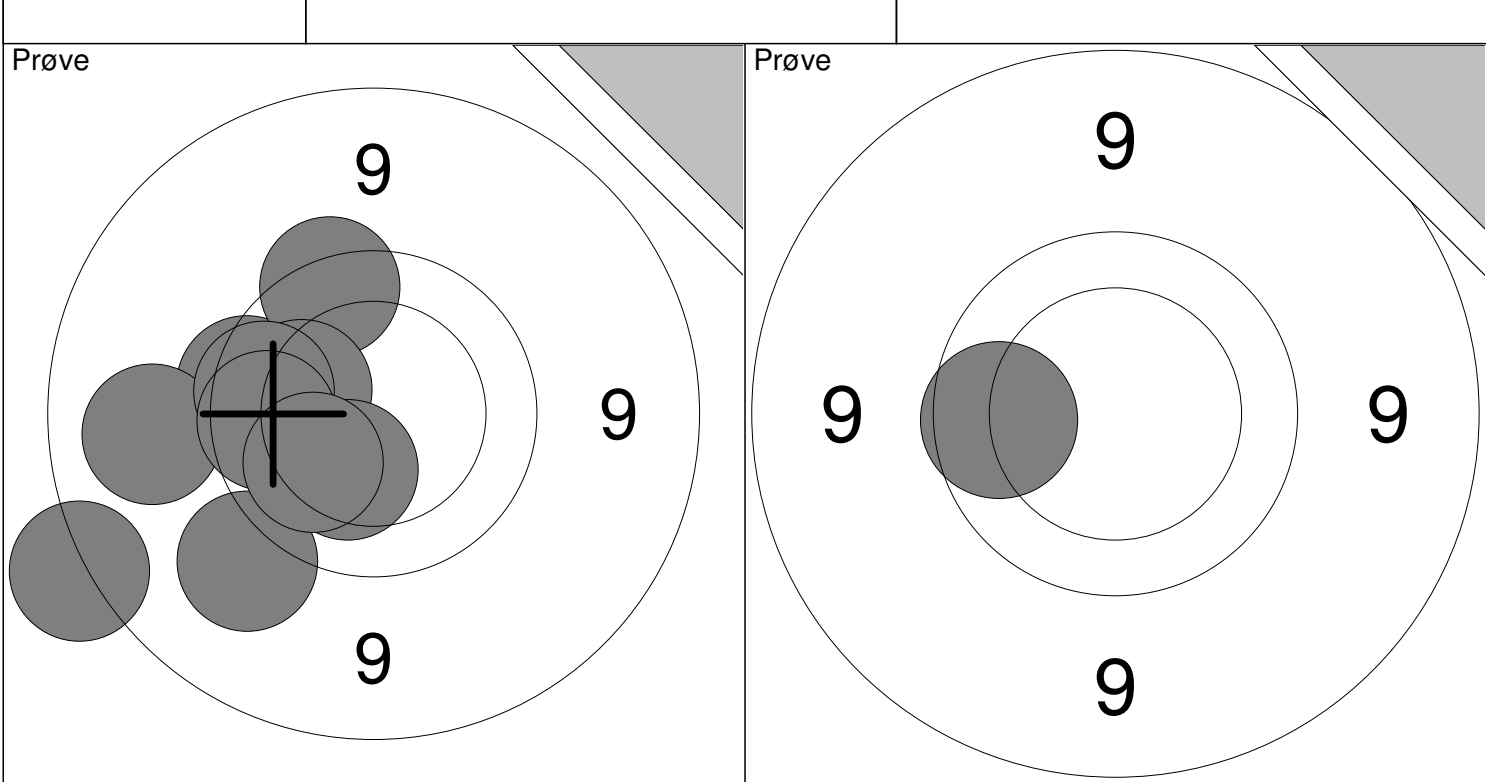
<p>20 Skud</p> 	<table style="width:100%; border-collapse: collapse;"> <tr><td style="width:10%;">1:</td><td style="width:15%;">9.6</td><td style="width:10%; text-align: center;">↗</td></tr> <tr><td>2:</td><td>9.9</td><td style="text-align: center;">↗</td></tr> <tr><td>3:</td><td>9.6</td><td style="text-align: center;">↘</td></tr> <tr><td>4:</td><td>10.2</td><td style="text-align: center;">↖</td></tr> <tr><td>5:</td><td>9.6</td><td style="text-align: center;">↗</td></tr> <tr><td>6:</td><td>10.2</td><td style="text-align: center;">↖</td></tr> <tr><td>7:</td><td>10.3</td><td style="text-align: center;">↗</td></tr> <tr><td>8:</td><td>9.5</td><td style="text-align: center;">↖</td></tr> <tr><td>9:</td><td>9.9</td><td style="text-align: center;">↘</td></tr> <tr><td>10:</td><td>10.3</td><td style="text-align: center;">↖</td></tr> </table>	1:	9.6	↗	2:	9.9	↗	3:	9.6	↘	4:	10.2	↖	5:	9.6	↗	6:	10.2	↖	7:	10.3	↗	8:	9.5	↖	9:	9.9	↘	10:	10.3	↖
1:	9.6	↗																													
2:	9.9	↗																													
3:	9.6	↘																													
4:	10.2	↖																													
5:	9.6	↗																													
6:	10.2	↖																													
7:	10.3	↗																													
8:	9.5	↖																													
9:	9.9	↘																													
10:	10.3	↖																													
	<table border="1" style="width:100%; border-collapse: collapse;"> <tr> <td style="width:10%;">Serie</td> <td style="width:15%;"></td> <td style="width:10%; text-align: right;">94.0</td> </tr> <tr> <td>Total</td> <td></td> <td style="text-align: right;">94.0</td> </tr> </table>	Serie		94.0	Total		94.0																								
Serie		94.0																													
Total		94.0																													

<p>20 Skud</p> 	<table style="width:100%; border-collapse: collapse;"> <tr><td style="width:10%;">11:</td><td style="width:15%;">10.2</td><td style="width:10%; text-align: center;">↘</td></tr> <tr><td>12:</td><td>*10.6</td><td style="text-align: center;">↗</td></tr> <tr><td>13:</td><td>9.5</td><td style="text-align: center;">↖</td></tr> <tr><td>14:</td><td>9.5</td><td style="text-align: center;">↖</td></tr> <tr><td>15:</td><td>10.2</td><td style="text-align: center;">↖</td></tr> <tr><td>16:</td><td>9.9</td><td style="text-align: center;">↗</td></tr> <tr><td>17:</td><td>9.2</td><td style="text-align: center;">↗</td></tr> <tr><td>18:</td><td>9.7</td><td style="text-align: center;">↗</td></tr> <tr><td>19:</td><td>*10.6</td><td style="text-align: center;">↗</td></tr> <tr><td>20:</td><td>10.3</td><td style="text-align: center;">↘</td></tr> </table>	11:	10.2	↘	12:	*10.6	↗	13:	9.5	↖	14:	9.5	↖	15:	10.2	↖	16:	9.9	↗	17:	9.2	↗	18:	9.7	↗	19:	*10.6	↗	20:	10.3	↘
11:	10.2	↘																													
12:	*10.6	↗																													
13:	9.5	↖																													
14:	9.5	↖																													
15:	10.2	↖																													
16:	9.9	↗																													
17:	9.2	↗																													
18:	9.7	↗																													
19:	*10.6	↗																													
20:	10.3	↘																													
	<table border="1" style="width:100%; border-collapse: collapse;"> <tr> <td style="width:10%;">Serie</td> <td style="width:15%;"></td> <td style="width:10%; text-align: right;">95.0</td> </tr> <tr> <td>Total</td> <td></td> <td style="text-align: right;">189.0</td> </tr> </table>	Serie		95.0	Total		189.0																								
Serie		95.0																													
Total		189.0																													

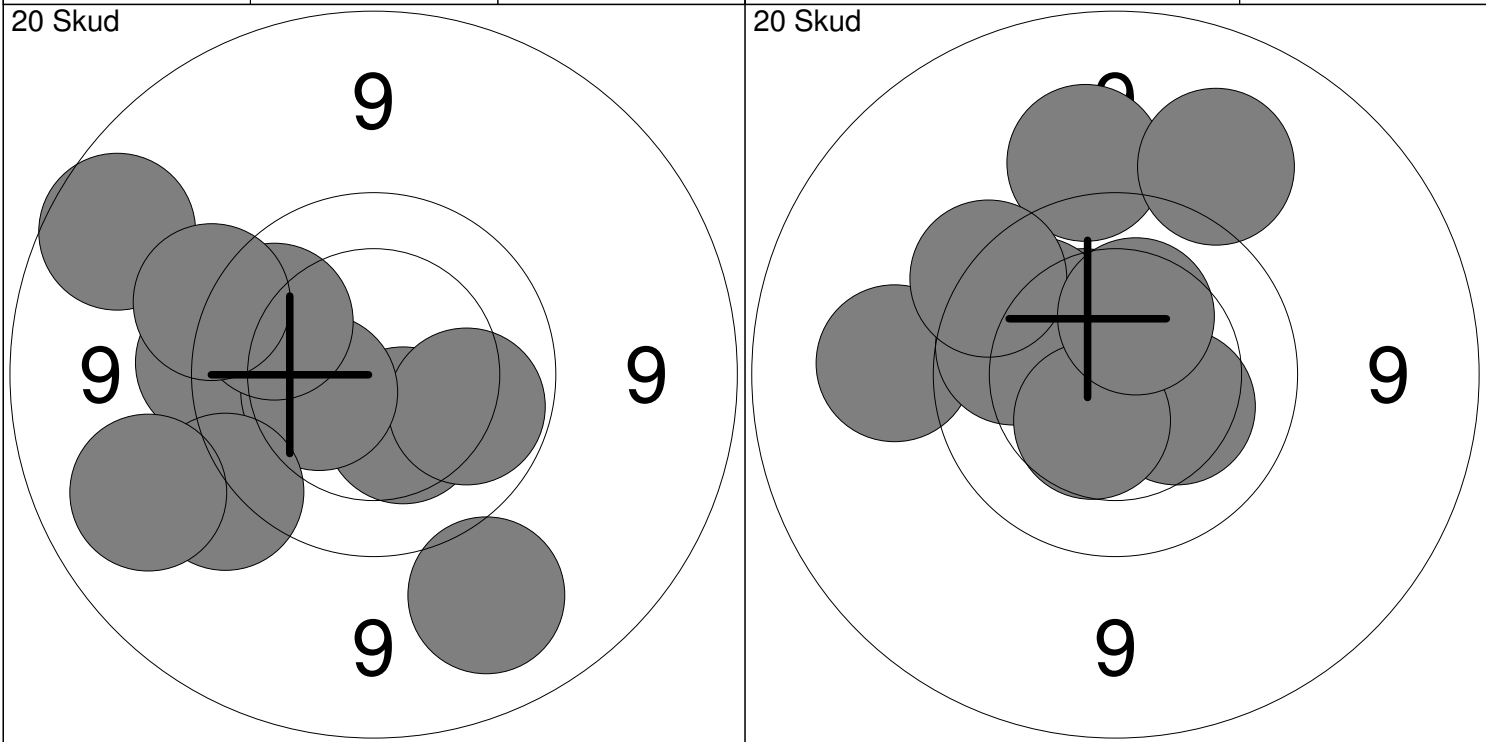
<p>Prøve</p>	<table style="width:100%; border-collapse: collapse;"> <tr><td style="width:10%;">1:</td><td style="width:20%;">9.9</td><td style="width:10%; text-align: right;">↗</td></tr> <tr><td>2:</td><td>10.3</td><td style="text-align: right;">↑</td></tr> <tr><td>3:</td><td>10.0</td><td style="text-align: right;">→</td></tr> <tr><td>4:</td><td>9.8</td><td style="text-align: right;">↗</td></tr> <tr><td>5:</td><td>10.0</td><td style="text-align: right;">↑</td></tr> <tr><td>6:</td><td>9.9</td><td style="text-align: right;">↗</td></tr> <tr><td>7:</td><td>10.0</td><td style="text-align: right;">↑</td></tr> <tr><td>8:</td><td>*10.7</td><td style="text-align: right;">↖</td></tr> </table> <table border="1" style="width:100%; border-collapse: collapse; margin-top: 5px;"> <tr> <td style="width:80%;">Serie</td> <td style="text-align: right;">77.0</td> </tr> <tr> <td>Total</td> <td style="text-align: right;">0.0</td> </tr> </table>	1:	9.9	↗	2:	10.3	↑	3:	10.0	→	4:	9.8	↗	5:	10.0	↑	6:	9.9	↗	7:	10.0	↑	8:	*10.7	↖	Serie	77.0	Total	0.0
1:	9.9	↗																											
2:	10.3	↑																											
3:	10.0	→																											
4:	9.8	↗																											
5:	10.0	↑																											
6:	9.9	↗																											
7:	10.0	↑																											
8:	*10.7	↖																											
Serie	77.0																												
Total	0.0																												

<p>20 Skud</p>	<table style="width:100%; border-collapse: collapse;"> <tr><td style="width:10%;">1:</td><td style="width:20%;">10.2</td><td style="width:10%; text-align: right;">↗</td></tr> <tr><td>2:</td><td>10.5</td><td style="text-align: right;">↘</td></tr> <tr><td>3:</td><td>10.2</td><td style="text-align: right;">↘</td></tr> <tr><td>4:</td><td>10.5</td><td style="text-align: right;">↖</td></tr> <tr><td>5:</td><td>10.4</td><td style="text-align: right;">↘</td></tr> <tr><td>6:</td><td>*10.5</td><td style="text-align: right;">→</td></tr> <tr><td>7:</td><td>9.8</td><td style="text-align: right;">←</td></tr> <tr><td>8:</td><td>9.7</td><td style="text-align: right;">↖</td></tr> <tr><td>9:</td><td>10.2</td><td style="text-align: right;">↗</td></tr> <tr><td>10:</td><td>10.1</td><td style="text-align: right;">↘</td></tr> </table> <table border="1" style="width:100%; border-collapse: collapse; margin-top: 5px;"> <tr> <td style="width:80%;">Serie</td> <td style="text-align: right;">98.0</td> </tr> <tr> <td>Total</td> <td style="text-align: right;">98.0</td> </tr> </table>	1:	10.2	↗	2:	10.5	↘	3:	10.2	↘	4:	10.5	↖	5:	10.4	↘	6:	*10.5	→	7:	9.8	←	8:	9.7	↖	9:	10.2	↗	10:	10.1	↘	Serie	98.0	Total	98.0
1:	10.2	↗																																	
2:	10.5	↘																																	
3:	10.2	↘																																	
4:	10.5	↖																																	
5:	10.4	↘																																	
6:	*10.5	→																																	
7:	9.8	←																																	
8:	9.7	↖																																	
9:	10.2	↗																																	
10:	10.1	↘																																	
Serie	98.0																																		
Total	98.0																																		

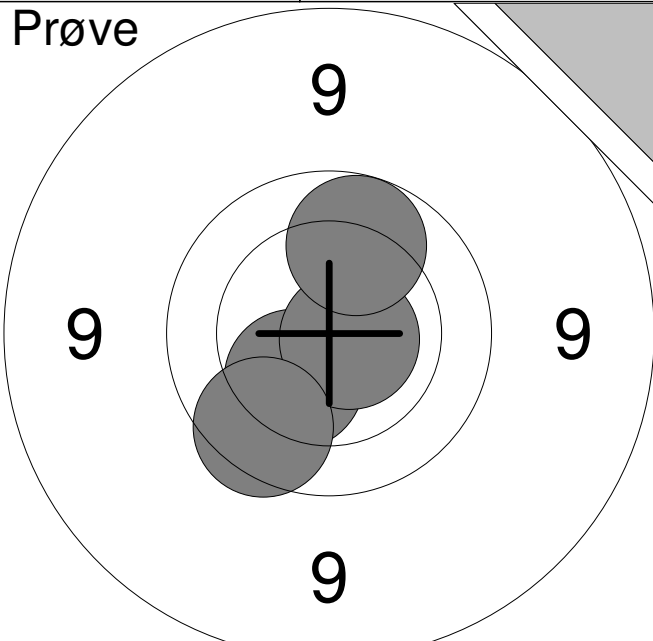
<p>20 Skud</p>	<table style="width:100%; border-collapse: collapse;"> <tr><td style="width:10%;">11:</td><td style="width:20%;">*10.7</td><td style="width:10%; text-align: right;">↗</td></tr> <tr><td>12:</td><td>10.0</td><td style="text-align: right;">↑</td></tr> <tr><td>13:</td><td>10.1</td><td style="text-align: right;">↑</td></tr> <tr><td>14:</td><td>10.4</td><td style="text-align: right;">↑</td></tr> <tr><td>15:</td><td>10.5</td><td style="text-align: right;">→</td></tr> <tr><td>16:</td><td>9.8</td><td style="text-align: right;">↖</td></tr> <tr><td>17:</td><td>10.4</td><td style="text-align: right;">↘</td></tr> <tr><td>18:</td><td>10.3</td><td style="text-align: right;">↖</td></tr> <tr><td>19:</td><td>10.0</td><td style="text-align: right;">↘</td></tr> <tr><td>20:</td><td>*10.6</td><td style="text-align: right;">↗</td></tr> </table> <table border="1" style="width:100%; border-collapse: collapse; margin-top: 5px;"> <tr> <td style="width:80%;">Serie</td> <td style="text-align: right;">99.0</td> </tr> <tr> <td>Total</td> <td style="text-align: right;">197.0</td> </tr> </table>	11:	*10.7	↗	12:	10.0	↑	13:	10.1	↑	14:	10.4	↑	15:	10.5	→	16:	9.8	↖	17:	10.4	↘	18:	10.3	↖	19:	10.0	↘	20:	*10.6	↗	Serie	99.0	Total	197.0
11:	*10.7	↗																																	
12:	10.0	↑																																	
13:	10.1	↑																																	
14:	10.4	↑																																	
15:	10.5	→																																	
16:	9.8	↖																																	
17:	10.4	↘																																	
18:	10.3	↖																																	
19:	10.0	↘																																	
20:	*10.6	↗																																	
Serie	99.0																																		
Total	197.0																																		

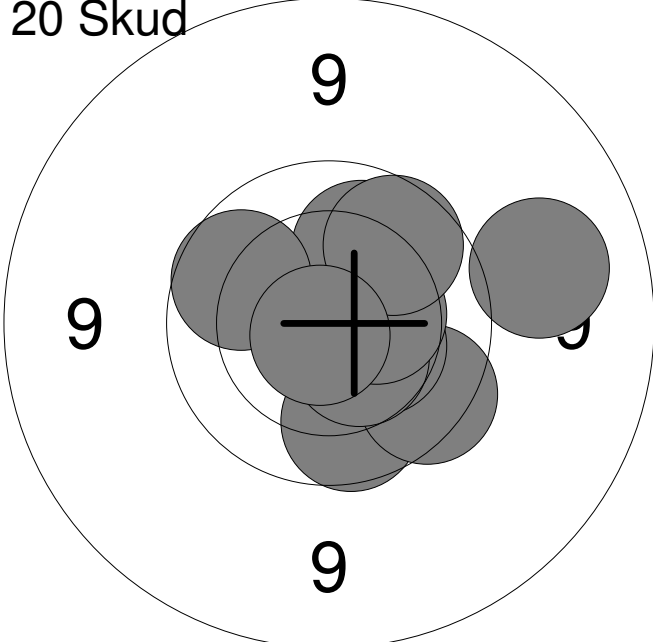


1: 9.3 ↙	6: 9.8 ←	Serie	92.0	11: 9.9 ←	Serie	9.0
2: 9.7 ←	7: 8.6 ↙			Total		
3: 9.2 ←	8: 9.9 ←					
4: 9.7 ↗	9: 10.3 ↘					
5: 10.1 ←	10: 10.1 ↙					



1: 9.6 ←	6: 10.4 ←	Serie	92.0	11: 9.3 ←	16: 9.3 ↗	Serie	95.0
2: 9.2 ↘	7: 9.9 ↗			Total	92.0		
3: 8.9 ↗	8: 9.5 ↘					13: 10.3 ↘	18: 9.6 ↙
4: 10.4 ↘	9: 9.1 ←			14: 10.0 ↗	19: 10.4 ↗		
5: 10.0 ↘	10: 9.5 ↙			15: 9.9 ←	20: 9.2 ↗		

<p>Prøve</p> 	<table style="width:100%; border-collapse: collapse;"> <tr><td style="width:10%;">1:</td><td style="width:20%;">10.3</td><td style="width:10%; text-align: right;">↙</td></tr> <tr><td>2:</td><td>*10.7</td><td style="text-align: right;">→</td></tr> <tr><td>3:</td><td>9.8</td><td style="text-align: right;">↙</td></tr> <tr><td>4:</td><td>10.0</td><td style="text-align: right;">↑</td></tr> </table>	1:	10.3	↙	2:	*10.7	→	3:	9.8	↙	4:	10.0	↑
1:	10.3	↙											
2:	*10.7	→											
3:	9.8	↙											
4:	10.0	↑											
<table style="width:100%; border-collapse: collapse;"> <tr> <td style="width:45%;">Serie</td> <td style="width:55%; text-align: right;">39.0</td> </tr> <tr> <td>Total</td> <td style="text-align: right;">0.0</td> </tr> </table>		Serie	39.0	Total	0.0								
Serie	39.0												
Total	0.0												

<p>20 Skud</p> 	<table style="width:100%; border-collapse: collapse;"> <tr><td style="width:10%;">1:</td><td style="width:20%;">10.1</td><td style="width:10%; text-align: right;">↑</td></tr> <tr><td>2:</td><td>9.2</td><td style="text-align: right;">→</td></tr> <tr><td>3:</td><td>9.9</td><td style="text-align: right;">↓</td></tr> <tr><td>4:</td><td>9.8</td><td style="text-align: right;">↓</td></tr> <tr><td>5:</td><td>10.4</td><td style="text-align: right;">↓</td></tr> <tr><td>6:</td><td>10.5</td><td style="text-align: right;">↓</td></tr> <tr><td>7:</td><td>10.4</td><td style="text-align: right;">→</td></tr> <tr><td>8:</td><td>9.9</td><td style="text-align: right;">↑</td></tr> <tr><td>9:</td><td>9.9</td><td style="text-align: right;">↑</td></tr> <tr><td>10:</td><td>*10.8</td><td style="text-align: right;">↙</td></tr> </table>	1:	10.1	↑	2:	9.2	→	3:	9.9	↓	4:	9.8	↓	5:	10.4	↓	6:	10.5	↓	7:	10.4	→	8:	9.9	↑	9:	9.9	↑	10:	*10.8	↙
1:	10.1	↑																													
2:	9.2	→																													
3:	9.9	↓																													
4:	9.8	↓																													
5:	10.4	↓																													
6:	10.5	↓																													
7:	10.4	→																													
8:	9.9	↑																													
9:	9.9	↑																													
10:	*10.8	↙																													
<table style="width:100%; border-collapse: collapse;"> <tr> <td style="width:45%;">Serie</td> <td style="width:55%; text-align: right;">95.0</td> </tr> <tr> <td>Total</td> <td style="text-align: right;">95.0</td> </tr> </table>		Serie	95.0	Total	95.0																										
Serie	95.0																														
Total	95.0																														

<p>20 Skud</p> 	<table style="width:100%; border-collapse: collapse;"> <tr><td style="width:10%;">11:</td><td style="width:20%;">10.3</td><td style="width:10%; text-align: right;">↗</td></tr> <tr><td>12:</td><td>10.1</td><td style="text-align: right;">←</td></tr> <tr><td>13:</td><td>9.9</td><td style="text-align: right;">↙</td></tr> <tr><td>14:</td><td>10.1</td><td style="text-align: right;">↗</td></tr> <tr><td>15:</td><td>*10.6</td><td style="text-align: right;">↓</td></tr> <tr><td>16:</td><td>9.6</td><td style="text-align: right;">→</td></tr> <tr><td>17:</td><td>10.2</td><td style="text-align: right;">↓</td></tr> <tr><td>18:</td><td>9.8</td><td style="text-align: right;">←</td></tr> <tr><td>19:</td><td>9.9</td><td style="text-align: right;">↙</td></tr> <tr><td>20:</td><td>10.2</td><td style="text-align: right;">↑</td></tr> </table>	11:	10.3	↗	12:	10.1	←	13:	9.9	↙	14:	10.1	↗	15:	*10.6	↓	16:	9.6	→	17:	10.2	↓	18:	9.8	←	19:	9.9	↙	20:	10.2	↑
11:	10.3	↗																													
12:	10.1	←																													
13:	9.9	↙																													
14:	10.1	↗																													
15:	*10.6	↓																													
16:	9.6	→																													
17:	10.2	↓																													
18:	9.8	←																													
19:	9.9	↙																													
20:	10.2	↑																													
<table style="width:100%; border-collapse: collapse;"> <tr> <td style="width:45%;">Serie</td> <td style="width:55%; text-align: right;">96.0</td> </tr> <tr> <td>Total</td> <td style="text-align: right;">191.0</td> </tr> </table>		Serie	96.0	Total	191.0																										
Serie	96.0																														
Total	191.0																														

<p>Prøve</p>	<table style="width:100%; border-collapse: collapse;"> <tr> <td style="width:10%; text-align: right;">1:</td> <td style="width:15%;">*10.7</td> <td style="width:10%; text-align: right;">→</td> </tr> <tr> <td style="text-align: right;">2:</td> <td>10.2</td> <td style="text-align: right;">↘</td> </tr> </table> <hr/> <table style="width:100%; border-collapse: collapse;"> <tr> <td style="width:80%;">Serie</td> <td style="text-align: right;">20.0</td> </tr> <tr> <td>Total</td> <td style="text-align: right;">0.0</td> </tr> </table>	1:	*10.7	→	2:	10.2	↘	Serie	20.0	Total	0.0
1:	*10.7	→									
2:	10.2	↘									
Serie	20.0										
Total	0.0										

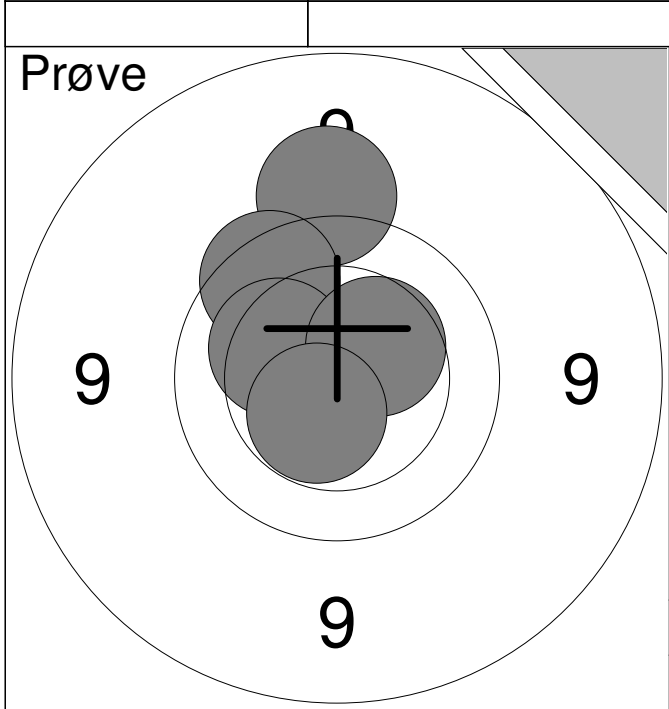
<p>20 Skud</p>	<table style="width:100%; border-collapse: collapse;"> <tr> <td style="width:10%; text-align: right;">1:</td> <td style="width:15%;">*10.6</td> <td style="width:10%; text-align: right;">←</td> </tr> <tr> <td style="text-align: right;">2:</td> <td>10.4</td> <td style="text-align: right;">↘</td> </tr> <tr> <td style="text-align: right;">3:</td> <td>9.0</td> <td style="text-align: right;">←</td> </tr> <tr> <td style="text-align: right;">4:</td> <td>10.4</td> <td style="text-align: right;">↙</td> </tr> <tr> <td style="text-align: right;">5:</td> <td>9.9</td> <td style="text-align: right;">←</td> </tr> <tr> <td style="text-align: right;">6:</td> <td>10.3</td> <td style="text-align: right;">←</td> </tr> <tr> <td style="text-align: right;">7:</td> <td>*10.7</td> <td style="text-align: right;">←</td> </tr> <tr> <td style="text-align: right;">8:</td> <td>10.2</td> <td style="text-align: right;">←</td> </tr> <tr> <td style="text-align: right;">9:</td> <td>10.3</td> <td style="text-align: right;">↘</td> </tr> <tr> <td style="text-align: right;">10:</td> <td>*10.7</td> <td style="text-align: right;">↘</td> </tr> </table> <hr/> <table style="width:100%; border-collapse: collapse;"> <tr> <td style="width:80%;">Serie</td> <td style="text-align: right;">98.0</td> </tr> <tr> <td>Total</td> <td style="text-align: right;">98.0</td> </tr> </table>	1:	*10.6	←	2:	10.4	↘	3:	9.0	←	4:	10.4	↙	5:	9.9	←	6:	10.3	←	7:	*10.7	←	8:	10.2	←	9:	10.3	↘	10:	*10.7	↘	Serie	98.0	Total	98.0
1:	*10.6	←																																	
2:	10.4	↘																																	
3:	9.0	←																																	
4:	10.4	↙																																	
5:	9.9	←																																	
6:	10.3	←																																	
7:	*10.7	←																																	
8:	10.2	←																																	
9:	10.3	↘																																	
10:	*10.7	↘																																	
Serie	98.0																																		
Total	98.0																																		

<p>20 Skud</p>	<table style="width:100%; border-collapse: collapse;"> <tr> <td style="width:10%; text-align: right;">11:</td> <td style="width:15%;">10.3</td> <td style="width:10%; text-align: right;">↗</td> </tr> <tr> <td style="text-align: right;">12:</td> <td>9.9</td> <td style="text-align: right;">↙</td> </tr> <tr> <td style="text-align: right;">13:</td> <td>*10.8</td> <td style="text-align: right;">←</td> </tr> <tr> <td style="text-align: right;">14:</td> <td>*10.7</td> <td style="text-align: right;">↗</td> </tr> <tr> <td style="text-align: right;">15:</td> <td>*10.7</td> <td style="text-align: right;">↘</td> </tr> <tr> <td style="text-align: right;">16:</td> <td>9.8</td> <td style="text-align: right;">↗</td> </tr> <tr> <td style="text-align: right;">17:</td> <td>*10.6</td> <td style="text-align: right;">↖</td> </tr> <tr> <td style="text-align: right;">18:</td> <td>10.4</td> <td style="text-align: right;">→</td> </tr> <tr> <td style="text-align: right;">19:</td> <td>*10.6</td> <td style="text-align: right;">↘</td> </tr> <tr> <td style="text-align: right;">20:</td> <td>*10.6</td> <td style="text-align: right;">↙</td> </tr> </table> <hr/> <table style="width:100%; border-collapse: collapse;"> <tr> <td style="width:80%;">Serie</td> <td style="text-align: right;">98.0</td> </tr> <tr> <td>Total</td> <td style="text-align: right;">196.0</td> </tr> </table>	11:	10.3	↗	12:	9.9	↙	13:	*10.8	←	14:	*10.7	↗	15:	*10.7	↘	16:	9.8	↗	17:	*10.6	↖	18:	10.4	→	19:	*10.6	↘	20:	*10.6	↙	Serie	98.0	Total	196.0
11:	10.3	↗																																	
12:	9.9	↙																																	
13:	*10.8	←																																	
14:	*10.7	↗																																	
15:	*10.7	↘																																	
16:	9.8	↗																																	
17:	*10.6	↖																																	
18:	10.4	→																																	
19:	*10.6	↘																																	
20:	*10.6	↙																																	
Serie	98.0																																		
Total	196.0																																		

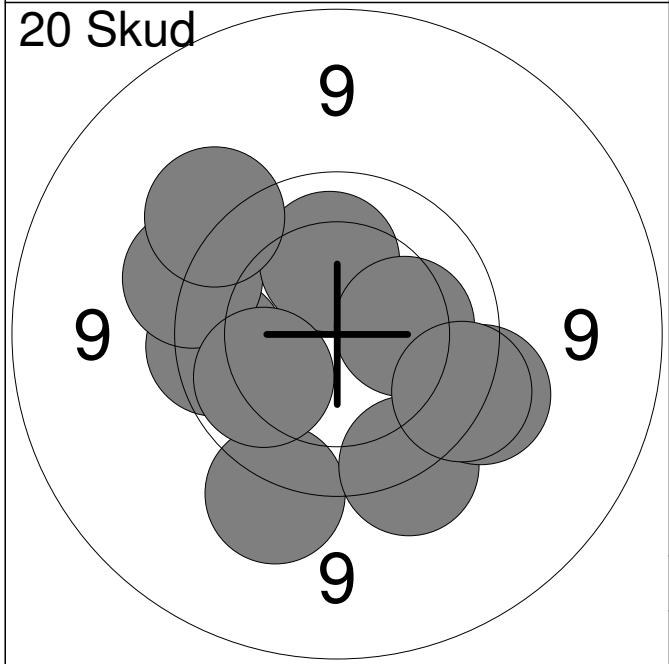
<p>Prøve</p>	<table style="width:100%; border-collapse: collapse;"> <tr><td style="text-align: right;">1:</td><td style="text-align: right;">10.2</td><td style="text-align: right;">↙</td></tr> <tr><td style="text-align: right;">2:</td><td style="text-align: right;">10.0</td><td style="text-align: right;">↙</td></tr> <tr><td style="text-align: right;">3:</td><td style="text-align: right;">*10.6</td><td style="text-align: right;">↗</td></tr> <tr><td style="text-align: right;">4:</td><td style="text-align: right;">10.4</td><td style="text-align: right;">↙</td></tr> <tr><td style="text-align: right;">5:</td><td style="text-align: right;">*10.6</td><td style="text-align: right;">↗</td></tr> </table> <hr/> <table style="width:100%; border-collapse: collapse;"> <tr> <td style="width:80%;">Serie</td> <td style="text-align: right;">50.0</td> </tr> <tr> <td>Total</td> <td style="text-align: right;">0.0</td> </tr> </table>	1:	10.2	↙	2:	10.0	↙	3:	*10.6	↗	4:	10.4	↙	5:	*10.6	↗	Serie	50.0	Total	0.0
1:	10.2	↙																		
2:	10.0	↙																		
3:	*10.6	↗																		
4:	10.4	↙																		
5:	*10.6	↗																		
Serie	50.0																			
Total	0.0																			

<p>20 Skud</p>	<table style="width:100%; border-collapse: collapse;"> <tr><td style="text-align: right;">1:</td><td style="text-align: right;">10.2</td><td style="text-align: right;">←</td></tr> <tr><td style="text-align: right;">2:</td><td style="text-align: right;">*10.8</td><td style="text-align: right;">↗</td></tr> <tr><td style="text-align: right;">3:</td><td style="text-align: right;">9.4</td><td style="text-align: right;">←</td></tr> <tr><td style="text-align: right;">4:</td><td style="text-align: right;">9.9</td><td style="text-align: right;">←</td></tr> <tr><td style="text-align: right;">5:</td><td style="text-align: right;">10.4</td><td style="text-align: right;">↗</td></tr> <tr><td style="text-align: right;">6:</td><td style="text-align: right;">9.8</td><td style="text-align: right;">↘</td></tr> <tr><td style="text-align: right;">7:</td><td style="text-align: right;">*10.7</td><td style="text-align: right;">↘</td></tr> <tr><td style="text-align: right;">8:</td><td style="text-align: right;">9.8</td><td style="text-align: right;">↘</td></tr> <tr><td style="text-align: right;">9:</td><td style="text-align: right;">*10.5</td><td style="text-align: right;">↗</td></tr> <tr><td style="text-align: right;">10:</td><td style="text-align: right;">*10.8</td><td style="text-align: right;">↘</td></tr> </table> <hr/> <table style="width:100%; border-collapse: collapse;"> <tr> <td style="width:80%;">Serie</td> <td style="text-align: right;">96.0</td> </tr> <tr> <td>Total</td> <td style="text-align: right;">96.0</td> </tr> </table>	1:	10.2	←	2:	*10.8	↗	3:	9.4	←	4:	9.9	←	5:	10.4	↗	6:	9.8	↘	7:	*10.7	↘	8:	9.8	↘	9:	*10.5	↗	10:	*10.8	↘	Serie	96.0	Total	96.0
1:	10.2	←																																	
2:	*10.8	↗																																	
3:	9.4	←																																	
4:	9.9	←																																	
5:	10.4	↗																																	
6:	9.8	↘																																	
7:	*10.7	↘																																	
8:	9.8	↘																																	
9:	*10.5	↗																																	
10:	*10.8	↘																																	
Serie	96.0																																		
Total	96.0																																		

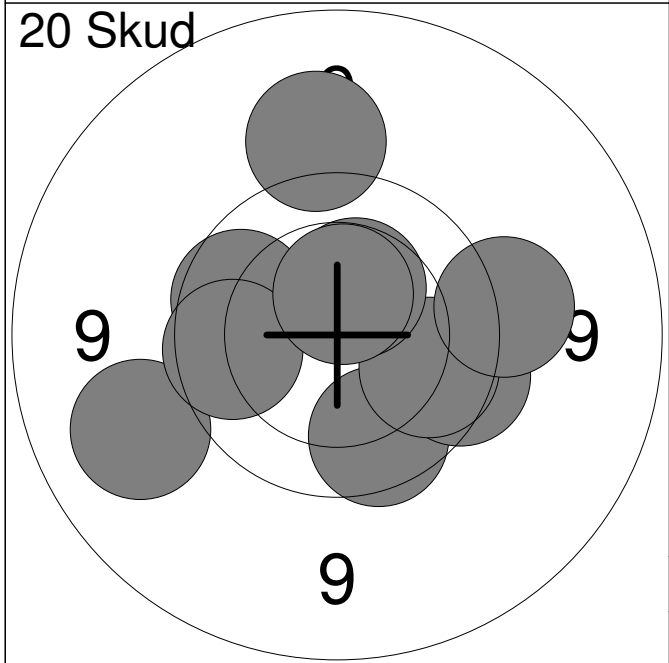
<p>20 Skud</p>	<table style="width:100%; border-collapse: collapse;"> <tr><td style="text-align: right;">11:</td><td style="text-align: right;">*10.7</td><td style="text-align: right;">↙</td></tr> <tr><td style="text-align: right;">12:</td><td style="text-align: right;">10.0</td><td style="text-align: right;">↘</td></tr> <tr><td style="text-align: right;">13:</td><td style="text-align: right;">10.4</td><td style="text-align: right;">↙</td></tr> <tr><td style="text-align: right;">14:</td><td style="text-align: right;">*10.8</td><td style="text-align: right;">↗</td></tr> <tr><td style="text-align: right;">15:</td><td style="text-align: right;">9.9</td><td style="text-align: right;">←</td></tr> <tr><td style="text-align: right;">16:</td><td style="text-align: right;">9.9</td><td style="text-align: right;">↙</td></tr> <tr><td style="text-align: right;">17:</td><td style="text-align: right;">9.7</td><td style="text-align: right;">↗</td></tr> <tr><td style="text-align: right;">18:</td><td style="text-align: right;">9.9</td><td style="text-align: right;">←</td></tr> <tr><td style="text-align: right;">19:</td><td style="text-align: right;">10.1</td><td style="text-align: right;">↙</td></tr> <tr><td style="text-align: right;">20:</td><td style="text-align: right;">*10.5</td><td style="text-align: right;">↗</td></tr> </table> <hr/> <table style="width:100%; border-collapse: collapse;"> <tr> <td style="width:80%;">Serie</td> <td style="text-align: right;">96.0</td> </tr> <tr> <td>Total</td> <td style="text-align: right;">192.0</td> </tr> </table>	11:	*10.7	↙	12:	10.0	↘	13:	10.4	↙	14:	*10.8	↗	15:	9.9	←	16:	9.9	↙	17:	9.7	↗	18:	9.9	←	19:	10.1	↙	20:	*10.5	↗	Serie	96.0	Total	192.0
11:	*10.7	↙																																	
12:	10.0	↘																																	
13:	10.4	↙																																	
14:	*10.8	↗																																	
15:	9.9	←																																	
16:	9.9	↙																																	
17:	9.7	↗																																	
18:	9.9	←																																	
19:	10.1	↙																																	
20:	*10.5	↗																																	
Serie	96.0																																		
Total	192.0																																		



1:	*10.6	↗
2:	9.4	↑
3:	9.8	↗
4:	10.2	↗
5:	10.4	↗
6:	*10.5	↘
Serie		58.0
Total		0.0

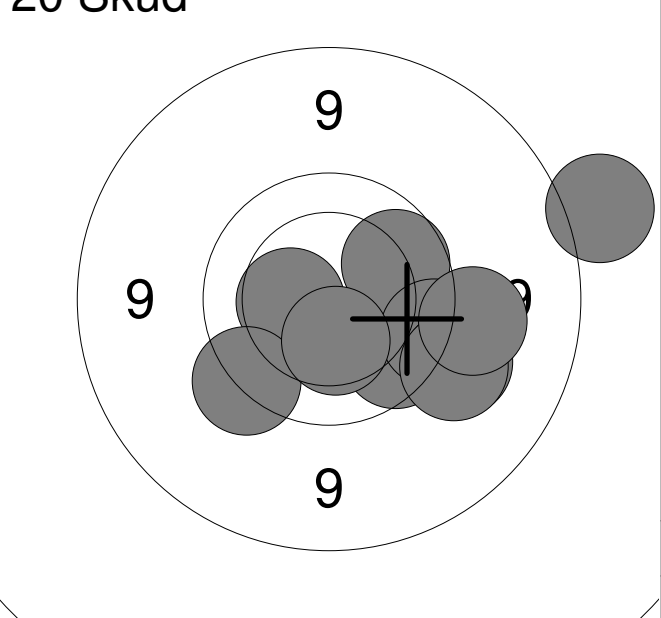


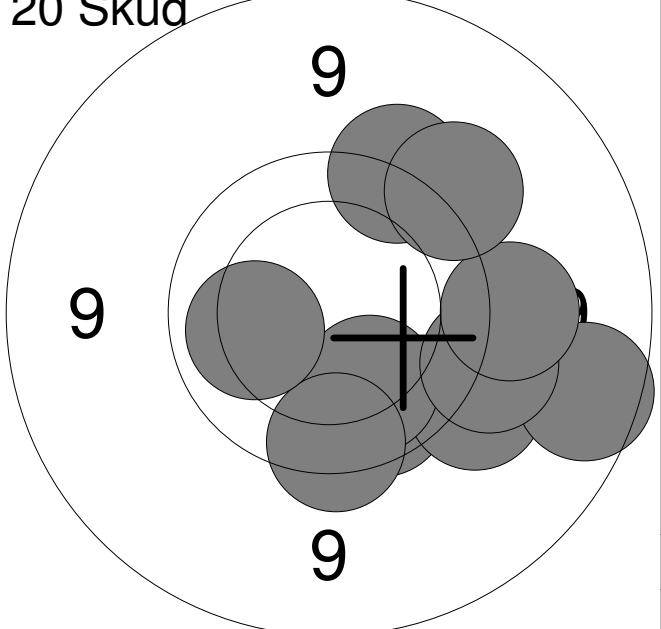
1:	9.5	↘
2:	9.6	↘
3:	9.6	→
4:	9.8	←
5:	9.6	↗
6:	10.2	↑
7:	10.0	↖
8:	9.5	↗
9:	10.2	→
10:	9.7	↘
Serie		93.0
Total		93.0

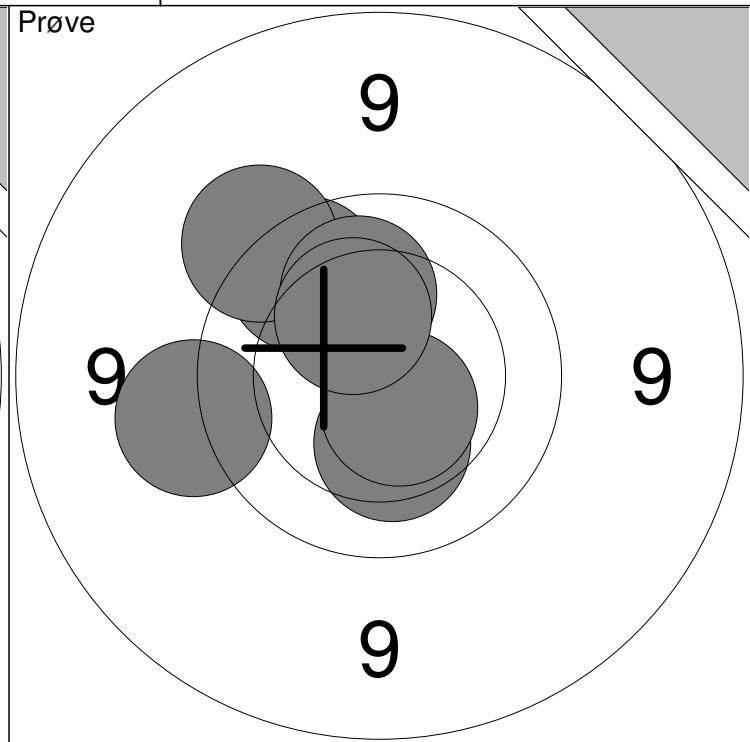
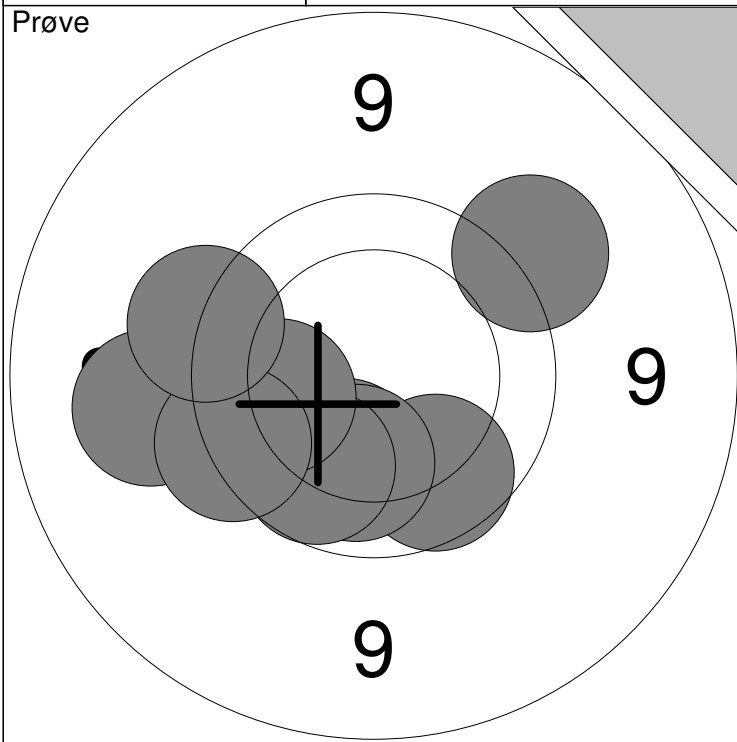


11:	9.8	↘
12:	9.7	→
13:	9.2	↖
14:	9.9	↗
15:	9.9	↘
16:	10.4	↗
17:	9.5	→
18:	9.3	↑
19:	9.9	←
20:	*10.5	↑
Serie		92.0
Total		185.0

<p>Prøve</p> 	<table style="width:100%; border-collapse: collapse;"> <tr><td style="width:10%;">1:</td><td style="width:15%;">10.2</td><td style="width:10%; text-align: right;">→</td></tr> <tr><td>2:</td><td>9.7</td><td style="text-align: right;">↑</td></tr> <tr><td>3:</td><td>9.6</td><td style="text-align: right;">↗</td></tr> <tr><td>4:</td><td>9.6</td><td style="text-align: right;">←</td></tr> <tr><td>5:</td><td>9.9</td><td style="text-align: right;">↙</td></tr> <tr><td>6:</td><td>9.9</td><td style="text-align: right;">→</td></tr> <tr><td>7:</td><td>9.5</td><td style="text-align: right;">←</td></tr> <tr><td>8:</td><td>9.5</td><td style="text-align: right;">↘</td></tr> <tr><td>9:</td><td>10.5</td><td style="text-align: right;">↗</td></tr> </table> <table border="1" style="width:100%; border-collapse: collapse; margin-top: 5px;"> <tr> <td style="width:80%;">Serie</td> <td style="text-align: right;">83.0</td> </tr> <tr> <td>Total</td> <td style="text-align: right;">0.0</td> </tr> </table>	1:	10.2	→	2:	9.7	↑	3:	9.6	↗	4:	9.6	←	5:	9.9	↙	6:	9.9	→	7:	9.5	←	8:	9.5	↘	9:	10.5	↗	Serie	83.0	Total	0.0
1:	10.2	→																														
2:	9.7	↑																														
3:	9.6	↗																														
4:	9.6	←																														
5:	9.9	↙																														
6:	9.9	→																														
7:	9.5	←																														
8:	9.5	↘																														
9:	10.5	↗																														
Serie	83.0																															
Total	0.0																															

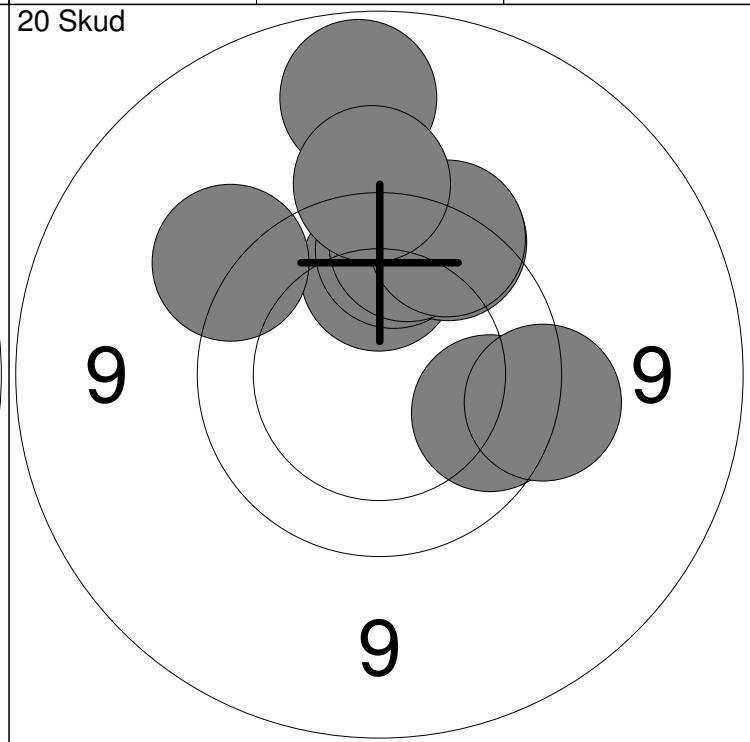
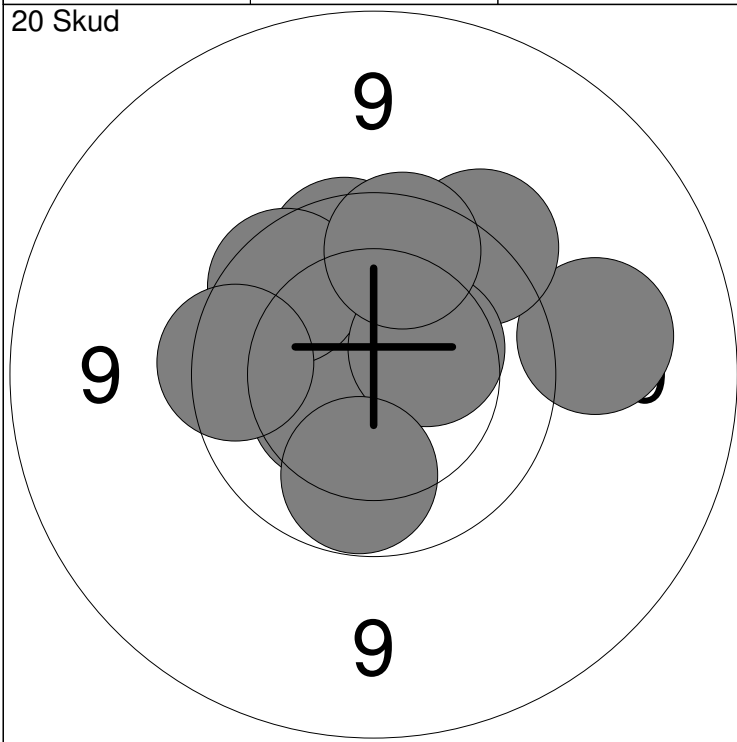
<p>20 Skud</p> 	<table style="width:100%; border-collapse: collapse;"> <tr><td style="width:10%;">1:</td><td style="width:15%;">9.8</td><td style="width:10%; text-align: right;">↘</td></tr> <tr><td>2:</td><td>10.4</td><td style="text-align: right;">←</td></tr> <tr><td>3:</td><td>9.9</td><td style="text-align: right;">↗</td></tr> <tr><td>4:</td><td>9.6</td><td style="text-align: right;">→</td></tr> <tr><td>5:</td><td>9.6</td><td style="text-align: right;">↙</td></tr> <tr><td>6:</td><td>10.4</td><td style="text-align: right;">↘</td></tr> <tr><td>7:</td><td>8.5</td><td style="text-align: right;">↗</td></tr> <tr><td>8:</td><td>9.4</td><td style="text-align: right;">↘</td></tr> <tr><td>9:</td><td>9.4</td><td style="text-align: right;">↘</td></tr> <tr><td>10:</td><td>9.4</td><td style="text-align: right;">→</td></tr> </table> <table border="1" style="width:100%; border-collapse: collapse; margin-top: 5px;"> <tr> <td style="width:80%;">Serie</td> <td style="text-align: right;">91.0</td> </tr> <tr> <td>Total</td> <td style="text-align: right;">91.0</td> </tr> </table>	1:	9.8	↘	2:	10.4	←	3:	9.9	↗	4:	9.6	→	5:	9.6	↙	6:	10.4	↘	7:	8.5	↗	8:	9.4	↘	9:	9.4	↘	10:	9.4	→	Serie	91.0	Total	91.0
1:	9.8	↘																																	
2:	10.4	←																																	
3:	9.9	↗																																	
4:	9.6	→																																	
5:	9.6	↙																																	
6:	10.4	↘																																	
7:	8.5	↗																																	
8:	9.4	↘																																	
9:	9.4	↘																																	
10:	9.4	→																																	
Serie	91.0																																		
Total	91.0																																		

<p>20 Skud</p> 	<table style="width:100%; border-collapse: collapse;"> <tr><td style="width:10%;">11:</td><td style="width:15%;">9.9</td><td style="width:10%; text-align: right;">↘</td></tr> <tr><td>12:</td><td>9.5</td><td style="text-align: right;">↘</td></tr> <tr><td>13:</td><td>8.9</td><td style="text-align: right;">↗</td></tr> <tr><td>14:</td><td>10.1</td><td style="text-align: right;">↘</td></tr> <tr><td>15:</td><td>9.7</td><td style="text-align: right;">↘</td></tr> <tr><td>16:</td><td>9.5</td><td style="text-align: right;">→</td></tr> <tr><td>17:</td><td>9.6</td><td style="text-align: right;">↗</td></tr> <tr><td>18:</td><td>10.1</td><td style="text-align: right;">←</td></tr> <tr><td>19:</td><td>9.4</td><td style="text-align: right;">→</td></tr> <tr><td>20:</td><td>9.4</td><td style="text-align: right;">↗</td></tr> </table> <table border="1" style="width:100%; border-collapse: collapse; margin-top: 5px;"> <tr> <td style="width:80%;">Serie</td> <td style="text-align: right;">91.0</td> </tr> <tr> <td>Total</td> <td style="text-align: right;">182.0</td> </tr> </table>	11:	9.9	↘	12:	9.5	↘	13:	8.9	↗	14:	10.1	↘	15:	9.7	↘	16:	9.5	→	17:	9.6	↗	18:	10.1	←	19:	9.4	→	20:	9.4	↗	Serie	91.0	Total	182.0
11:	9.9	↘																																	
12:	9.5	↘																																	
13:	8.9	↗																																	
14:	10.1	↘																																	
15:	9.7	↘																																	
16:	9.5	→																																	
17:	9.6	↗																																	
18:	10.1	←																																	
19:	9.4	→																																	
20:	9.4	↗																																	
Serie	91.0																																		
Total	182.0																																		



1: 9.3 ←	6: 9.9 ↘	Serie	94.0
2: 10.0 ↙	7: 10.0 ←		
3: 10.1 ↓	8: 9.7 ↙	Total	0.0
4: 9.9 ↘	9: 9.6 ←		
5: 10.1 ↓	10: 9.4 ↗		

11: 9.8 ↗	16: 10.1 ↗	Serie	67.0
12: 9.5 ↗	17: 10.3 ↗		
13: 10.3 ↓		Total	0.0
14: 9.5 ←			
15: *10.6 ↓			



1: *10.5 ↗	6: 9.8 ↖	Serie	94.0
2: 10.4 ↙	7: 9.8 ←		
3: 9.3 →	8: 10.4 ↗	Total	94.0
4: 9.6 ↗	9: 10.0 ↓		
5: 9.8 ↑	10: 9.8 ↑		

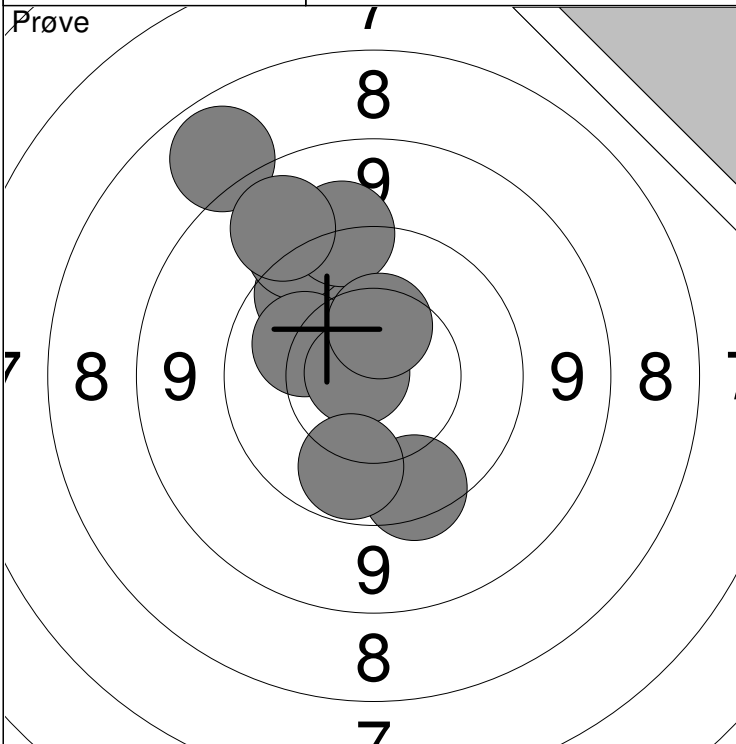
11: 10.0 ↑	16: 9.9 →	Serie	91.0
12: 9.8 ↑	17: 9.6 →		
13: 9.7 ↗	18: 9.7 ↗	Total	185.0
14: 9.0 ↑	19: 9.5 ↖		
15: 9.8 ↑	20: 9.5 ↑		

Hold
12Skive
4**Rikke Jøker**

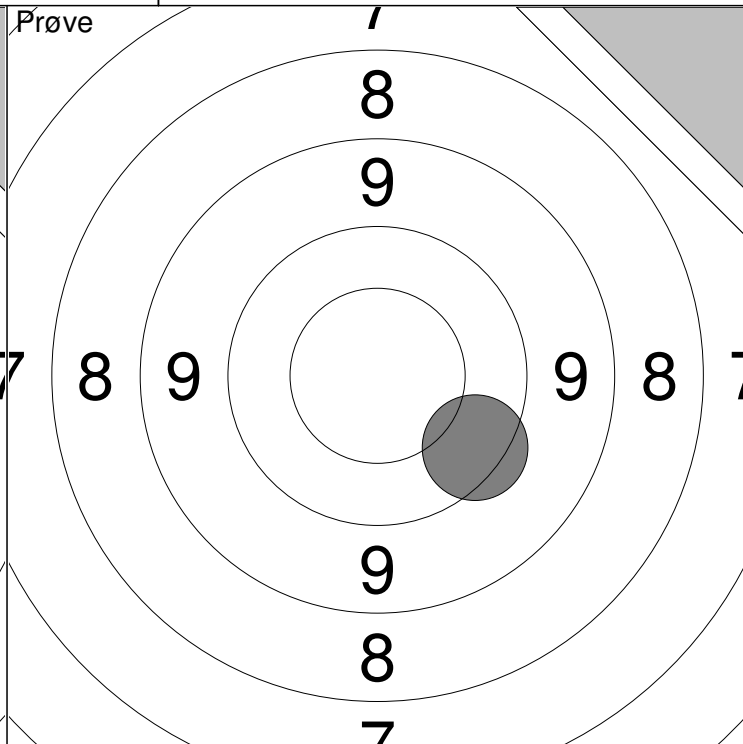
Skørping Skytteforening

ÅK2

Prøve



Prøve



1: 9.8 ↗
2: 8.1 ↗
3: 9.4 ↗
4: 9.4 ↗
5: 9.1 ↗

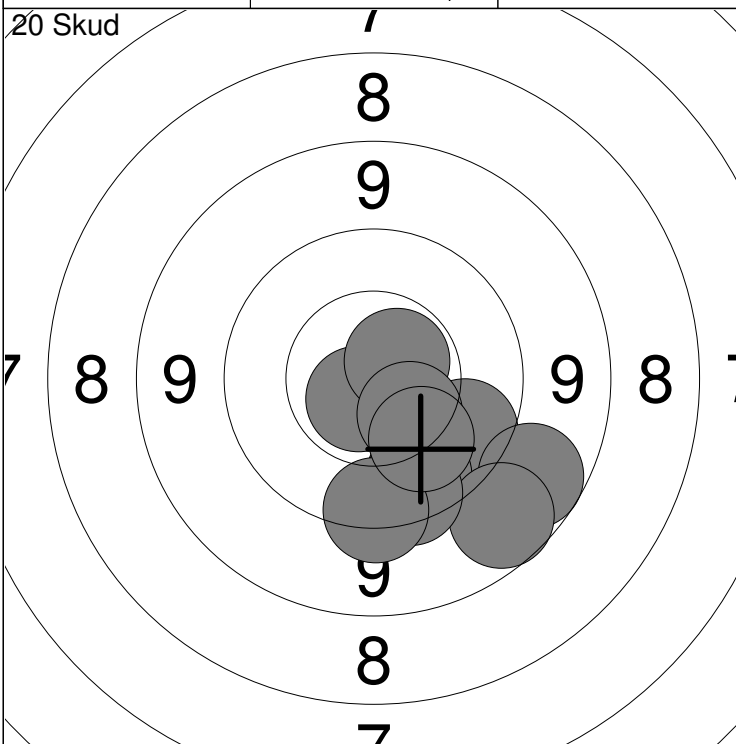
6: 10.2 ↗
7: 9.7 ↘
8: *10.8 ←
9: 10.4 ↗
10: 10.0 ↘

Serie 93.0
Total 0.0

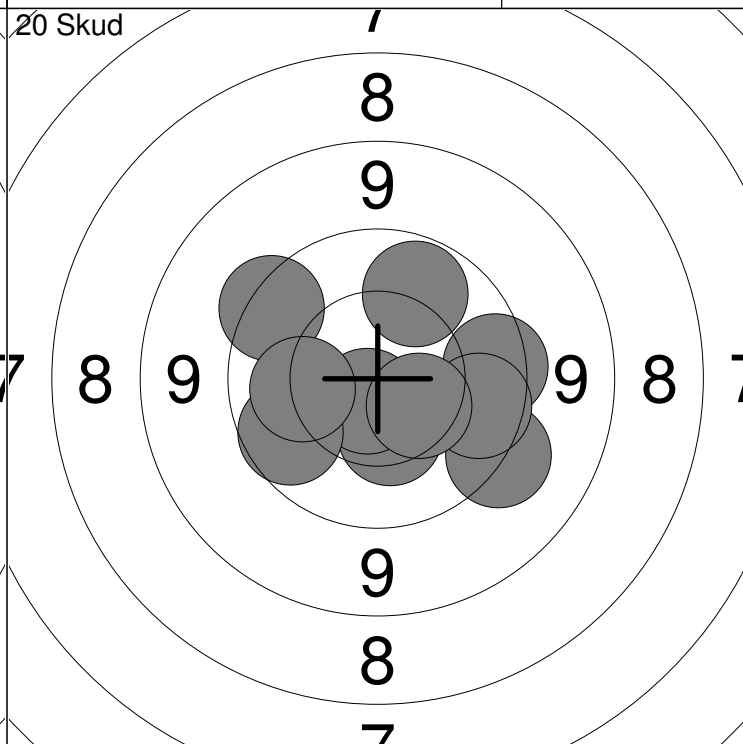
11: 9.7 ↘

Serie 9.0
Total 0.0

20 Skud



20 Skud



1: *10.7 ↘
2: 9.9 ↘
3: *10.6 ↗
4: 8.9 ↘
5: 9.8 ↘

6: 10.4 ↘
7: 8.9 ↘
8: 9.7 ↘
9: 9.6 ↘
10: 10.2 ↘

Serie 92.0
Total 92.0

11: 10.4 ↘
12: 9.7 →
13: 10.0 ↗
14: 9.4 ↘
15: 9.6 ↗

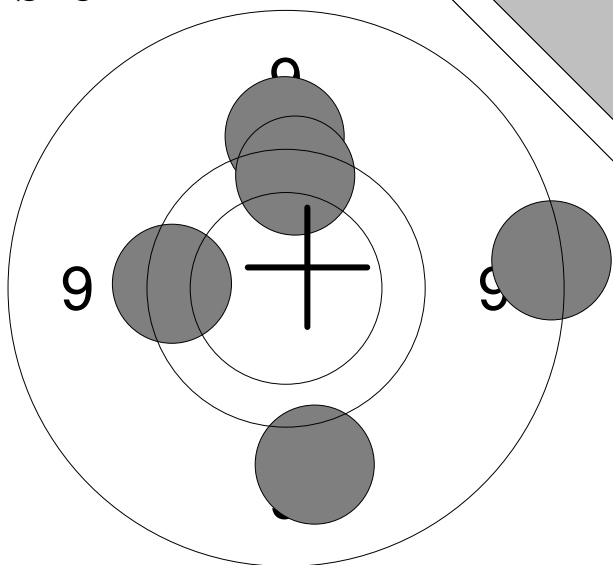
16: *10.7 ↘
17: 9.9 →
18: 10.4 ↘
19: 9.9 ←
20: 10.2 ←

Serie 95.0
Total 187.0

Hold
12Skive
5**Salim Mogharbel**

Thisted Skyttekreds

BK4

Prøve

1: 9.2



2: 9.4



3: 8.7



4: 9.7



5: 9.7

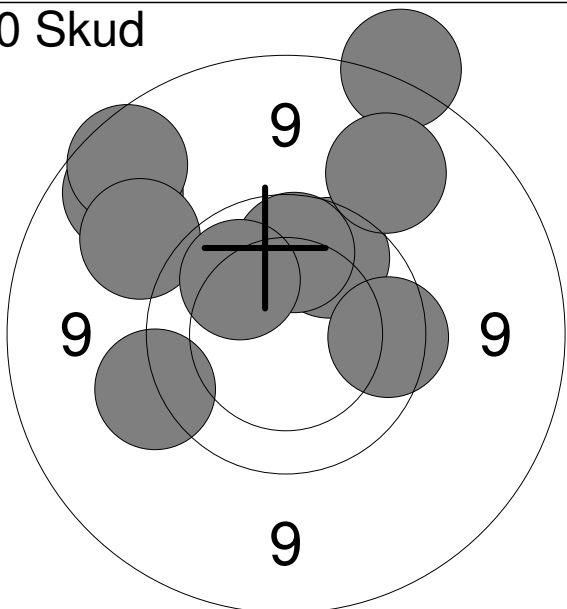


Serie

44.0

Total

0.0

20 Skud

1: 8.6



2: 9.0



3: 8.9



4: 9.9



5: 9.8



6: 9.5



7: 9.9



8: 9.3



9: 9.2



10: 10.1

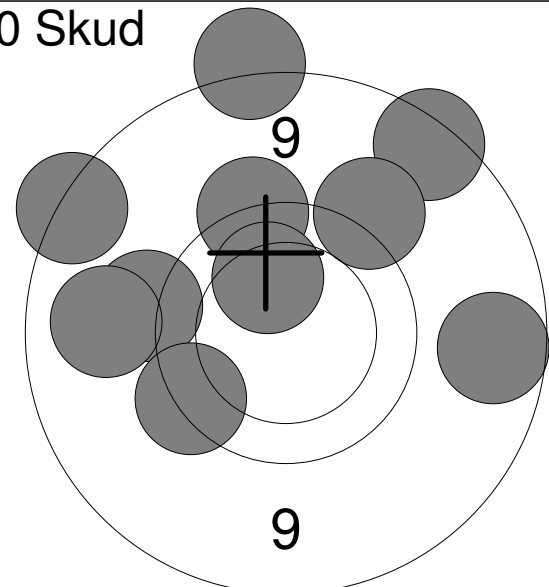


Serie

89.0

Total

89.0

20 Skud

11: 9.6



12: 8.7



13: 9.4



14: 9.6



15: 8.6



16: 8.9



17: 10.2



18: 8.8



19: 9.4



20: 9.1



Serie

87.0

Total

176.0

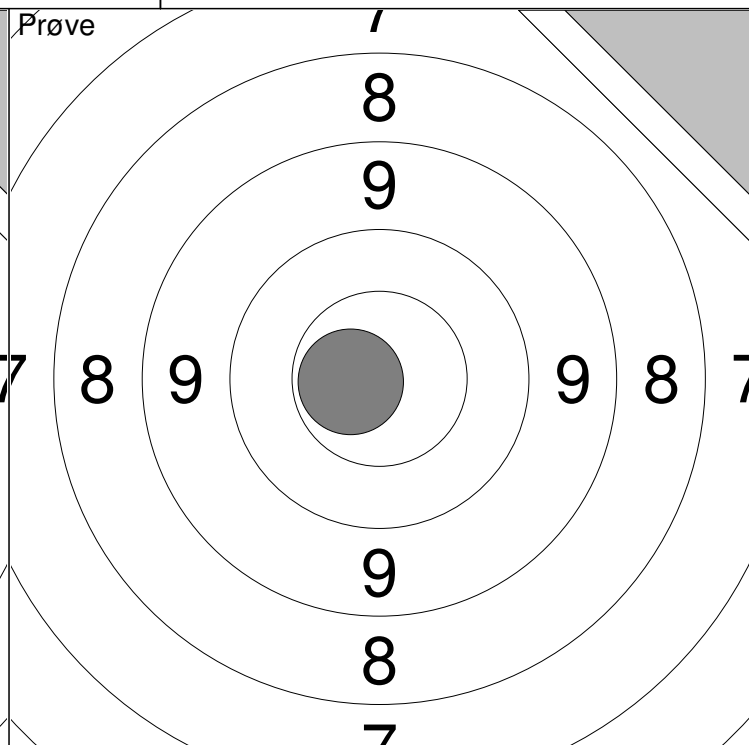
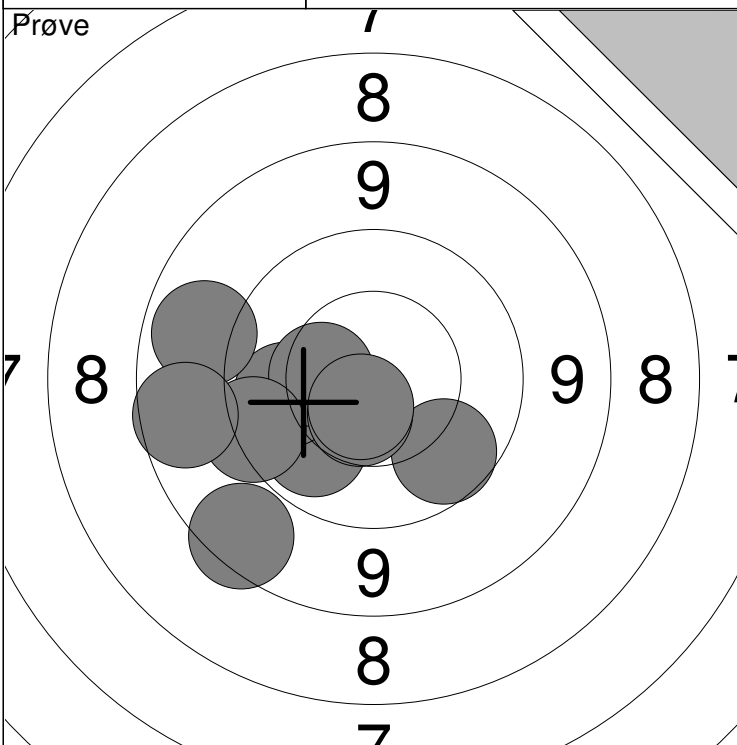
Hold
12

Skive
6

Kristinna Olsen

Aalborg Skyttekreds

MUN

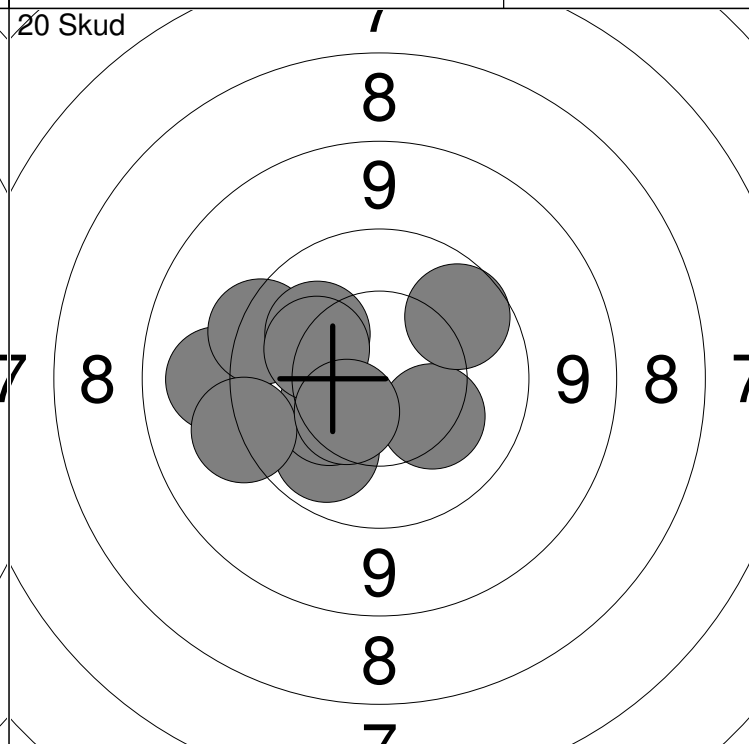
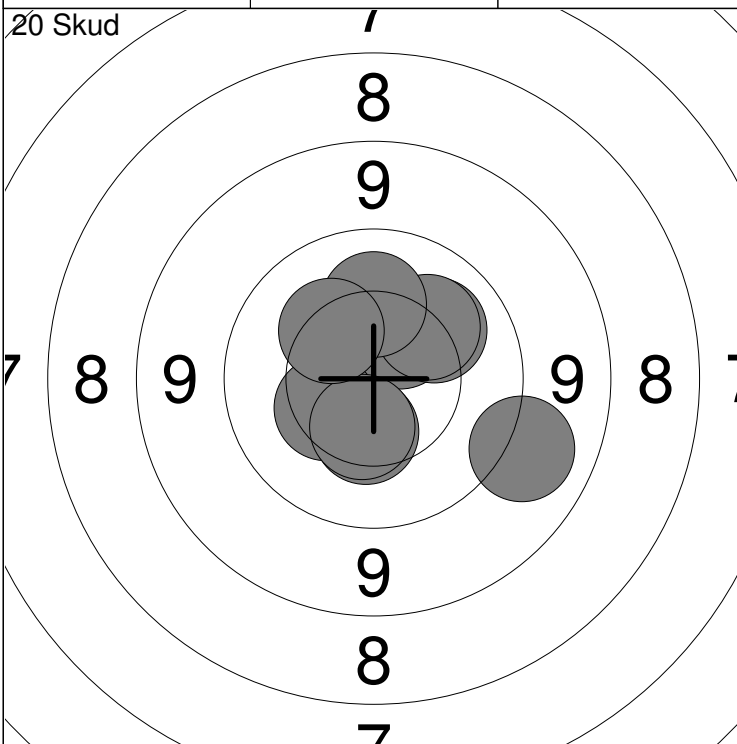


1: 8.7 ↘	6: 10.4 ←
2: 10.0 ↘	7: 10.6 ↓
3: 10.0 ←	8: 9.6 ←
4: 9.1 ←	9: *10.6 ↓
5: 9.9 ↘	10: 8.9 ←

Serie	93.0
Total	0.0

11: *10.7 ←

Serie	10.0
Total	0.0



1: 10.4 ↑	6: 10.2 ↗
2: 10.4 ↗	7: 10.2 ↗
3: 10.4 ←	8: 10.4 ↓
4: 9.2 →	9: 10.2 ↑
5: 10.4 ↓	10: 10.3 ↖

Serie	99.0
Total	99.0

11: 9.2 ←
12: 10.0 ↓
13: 10.3 ↘
14: 9.6 ←
15: 10.3 ↘

16: 9.4 ←
17: 9.9 ↗
18: 10.2 ↖
19: 10.2 ↖
20: 10.5 ↘

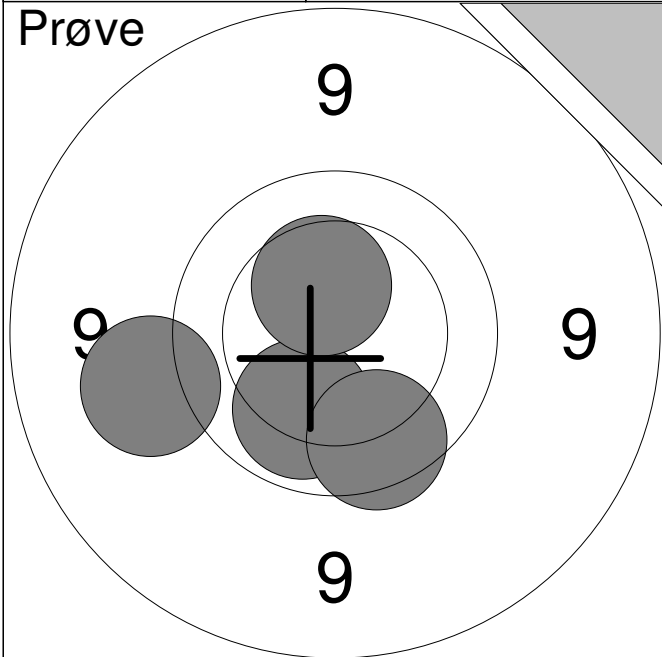
Serie	96.0
Total	195.0

Hold
12Skive
7**Jes Højen Olsen**

Aalborg Skyttekreds

M1

Prøve



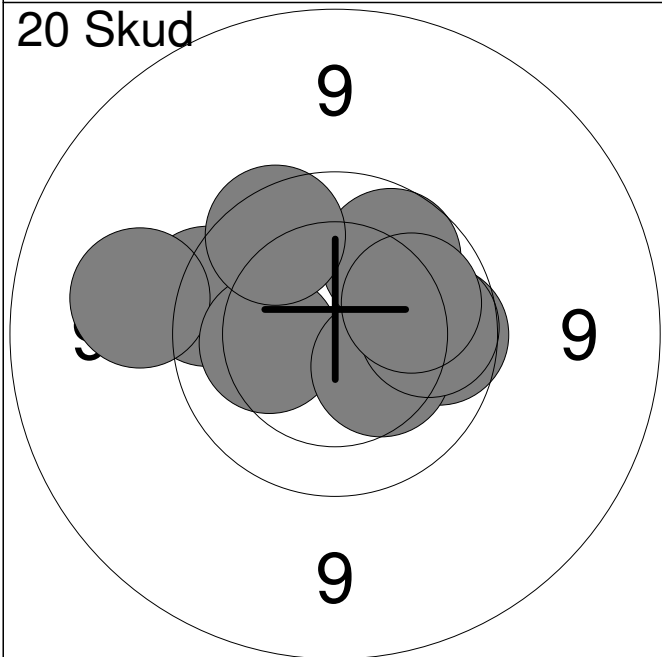
1:	10.1
2:	9.3
3:	9.8
4:	10.4



Serie 38.0

Total 0.0

20 Skud



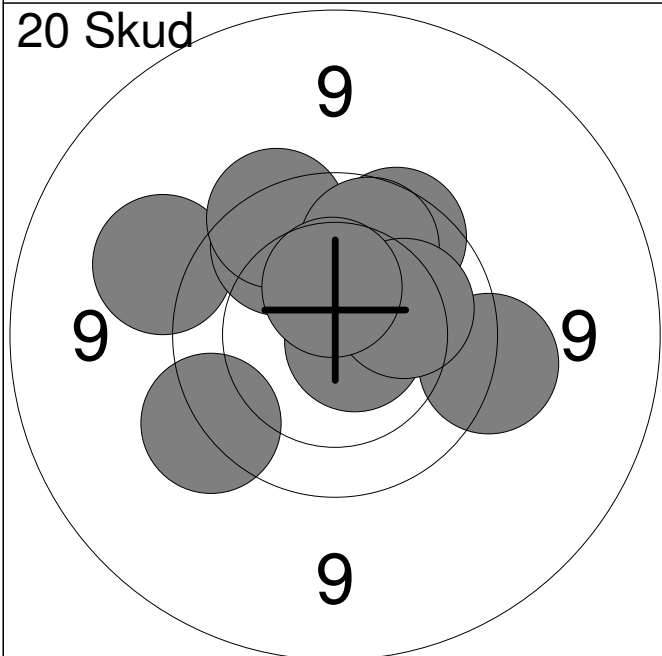
1:	9.7
2:	9.9
3:	10.2
4:	9.3
5:	10.2
6:	10.3
7:	9.9
8:	9.8
9:	9.9
10:	10.1



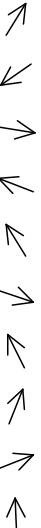
Serie 94.0

Total 94.0

20 Skud



11:	9.8
12:	9.6
13:	9.6
14:	9.4
15:	9.9
16:	*10.7
17:	9.7
18:	9.9
19:	10.2
20:	10.4



Serie 93.0

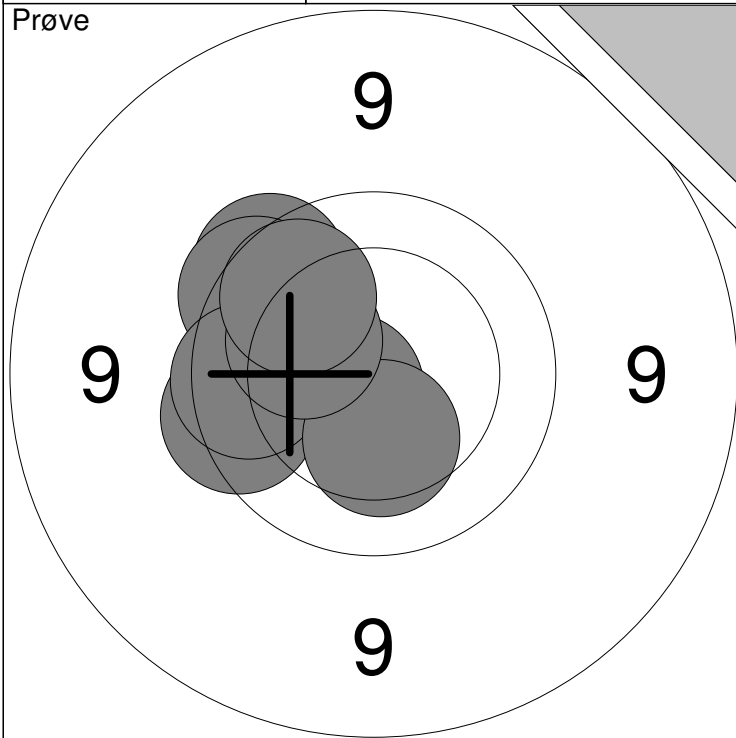
Total 187.0

Hold
12Skive
8**Martin Toft Steen**

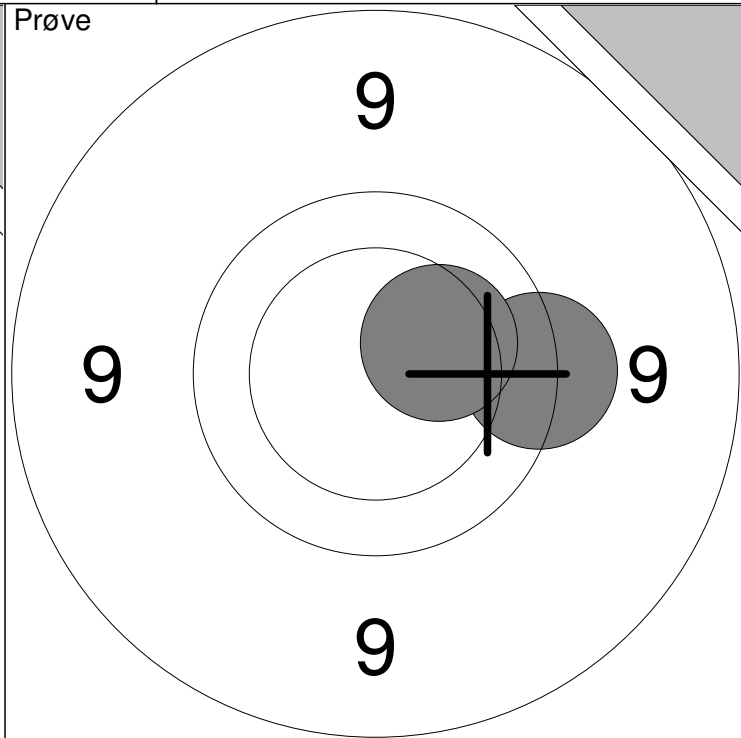
Skørping Skytteforening

BK2

Prøve



Prøve



1: *10.6 ↙
2: 9.7 ↙
3: 9.9 ↗
4: 9.7 ↗
5: 9.9 ←

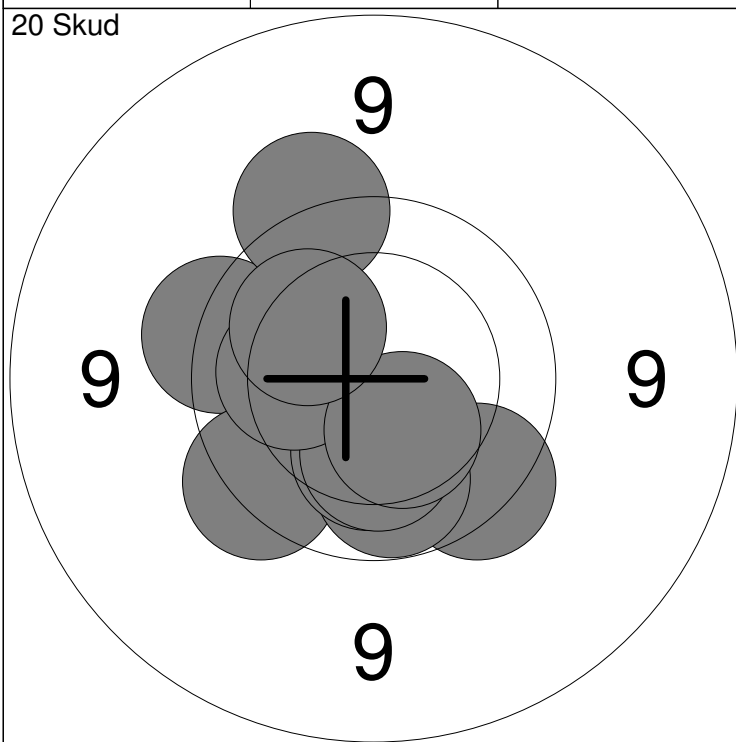
6: 9.7 ↗
7: 9.8 ←
8: 10.3 ↓
9: 10.2 ↗
10: 9.9 ↗

Serie 93.0
Total 0.0

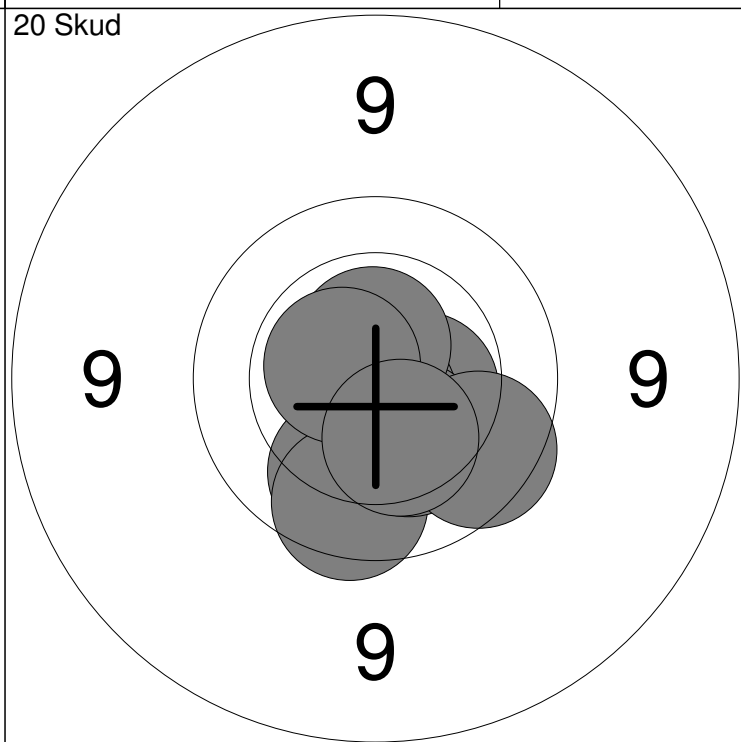
11: 9.6 →
12: 10.3 ↗

Serie 19.0
Total 0.0

20 Skud



20 Skud



1: 9.6 ↙
2: 9.7 ↙
3: 9.5 ↗
4: 9.7 ↘
5: 10.0 ↓

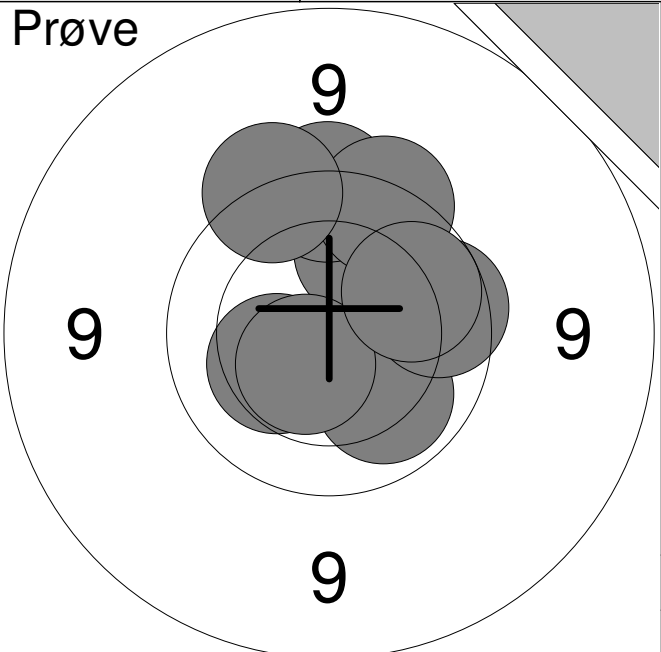
6: 10.2 ↓
7: 10.2 ↓
8: 10.2 ←
9: 10.4 ↓
10: 10.1 ↗

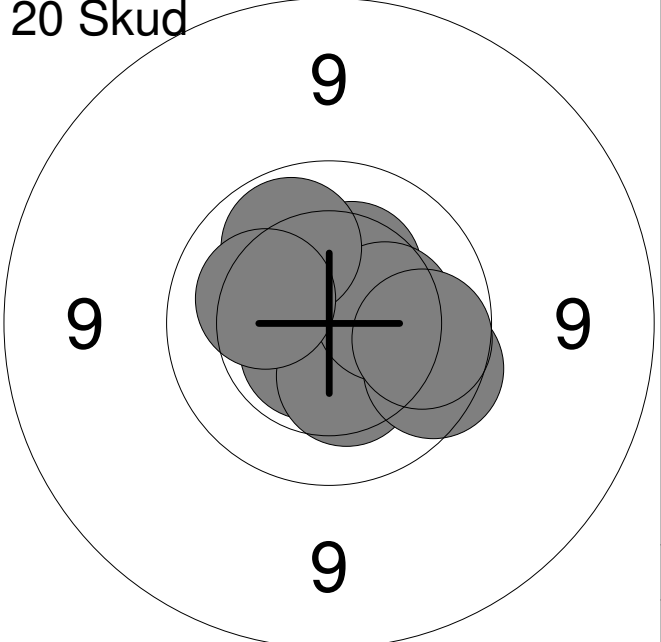
Serie 96.0
Total 96.0

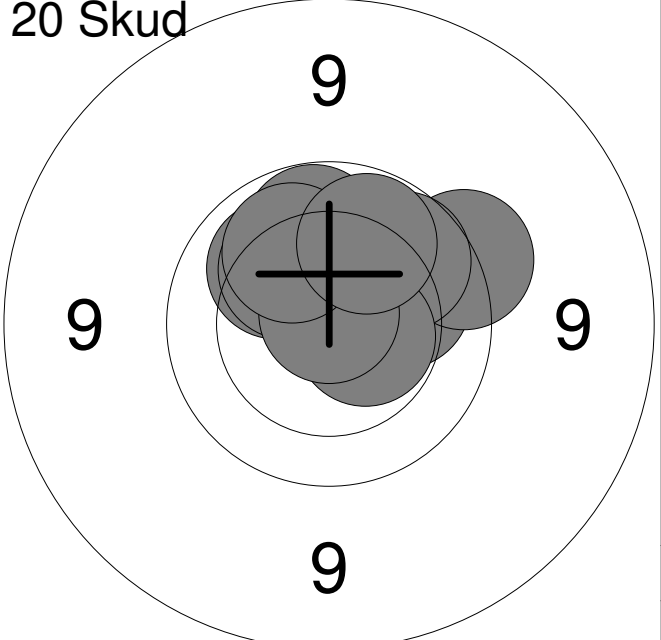
11: 10.4 ↘
12: *10.5 →
13: 10.0 ↓
14: *10.7 ↓
15: 9.8 ↓

16: 10.3 ↓
17: 9.8 ↓
18: *10.6 ↑
19: *10.6 ↙
20: 10.3 ↓

Serie 98.0
Total 194.0

<p>Prøve</p> 	<table style="width:100%; border-collapse: collapse;"> <tr><td style="width:10%;">1:</td><td style="width:20%;">10.0</td><td style="width:10%; text-align: right;">↗</td></tr> <tr><td>2:</td><td>9.6</td><td style="text-align: right;">↑</td></tr> <tr><td>3:</td><td>10.1</td><td style="text-align: right;">↘</td></tr> <tr><td>4:</td><td>9.8</td><td style="text-align: right;">→</td></tr> <tr><td>5:</td><td>9.7</td><td style="text-align: right;">↗</td></tr> <tr><td>6:</td><td>10.3</td><td style="text-align: right;">↖</td></tr> <tr><td>7:</td><td>*10.5</td><td style="text-align: right;">↘</td></tr> <tr><td>8:</td><td>10.0</td><td style="text-align: right;">→</td></tr> <tr><td>9:</td><td>9.6</td><td style="text-align: right;">↗</td></tr> <tr><td colspan="2">Serie</td><td style="text-align: right;">86.0</td></tr> <tr><td colspan="2">Total</td><td style="text-align: right;">0.0</td></tr> </table>	1:	10.0	↗	2:	9.6	↑	3:	10.1	↘	4:	9.8	→	5:	9.7	↗	6:	10.3	↖	7:	*10.5	↘	8:	10.0	→	9:	9.6	↗	Serie		86.0	Total		0.0
1:	10.0	↗																																
2:	9.6	↑																																
3:	10.1	↘																																
4:	9.8	→																																
5:	9.7	↗																																
6:	10.3	↖																																
7:	*10.5	↘																																
8:	10.0	→																																
9:	9.6	↗																																
Serie		86.0																																
Total		0.0																																

<p>20 Skud</p> 	<table style="width:100%; border-collapse: collapse;"> <tr><td style="width:10%;">1:</td><td style="width:20%;">*10.6</td><td style="width:10%; text-align: right;">↖</td></tr> <tr><td>2:</td><td>*10.6</td><td style="text-align: right;">↗</td></tr> <tr><td>3:</td><td>*10.6</td><td style="text-align: right;">↖</td></tr> <tr><td>4:</td><td>10.4</td><td style="text-align: right;">↘</td></tr> <tr><td>5:</td><td>9.8</td><td style="text-align: right;">→</td></tr> <tr><td>6:</td><td>10.3</td><td style="text-align: right;">↗</td></tr> <tr><td>7:</td><td>10.3</td><td style="text-align: right;">→</td></tr> <tr><td>8:</td><td>10.0</td><td style="text-align: right;">↗</td></tr> <tr><td>9:</td><td>9.9</td><td style="text-align: right;">→</td></tr> <tr><td>10:</td><td>10.2</td><td style="text-align: right;">↖</td></tr> <tr><td colspan="2">Serie</td><td style="text-align: right;">98.0</td></tr> <tr><td colspan="2">Total</td><td style="text-align: right;">98.0</td></tr> </table>	1:	*10.6	↖	2:	*10.6	↗	3:	*10.6	↖	4:	10.4	↘	5:	9.8	→	6:	10.3	↗	7:	10.3	→	8:	10.0	↗	9:	9.9	→	10:	10.2	↖	Serie		98.0	Total		98.0
1:	*10.6	↖																																			
2:	*10.6	↗																																			
3:	*10.6	↖																																			
4:	10.4	↘																																			
5:	9.8	→																																			
6:	10.3	↗																																			
7:	10.3	→																																			
8:	10.0	↗																																			
9:	9.9	→																																			
10:	10.2	↖																																			
Serie		98.0																																			
Total		98.0																																			

<p>20 Skud</p> 	<table style="width:100%; border-collapse: collapse;"> <tr><td style="width:10%;">11:</td><td style="width:20%;">10.1</td><td style="width:10%; text-align: right;">→</td></tr> <tr><td>12:</td><td>10.0</td><td style="text-align: right;">↑</td></tr> <tr><td>13:</td><td>10.1</td><td style="text-align: right;">↗</td></tr> <tr><td>14:</td><td>9.6</td><td style="text-align: right;">↗</td></tr> <tr><td>15:</td><td>9.9</td><td style="text-align: right;">↗</td></tr> <tr><td>16:</td><td>10.2</td><td style="text-align: right;">↗</td></tr> <tr><td>17:</td><td>*10.5</td><td style="text-align: right;">→</td></tr> <tr><td>18:</td><td>*10.8</td><td style="text-align: right;">↑</td></tr> <tr><td>19:</td><td>10.1</td><td style="text-align: right;">↗</td></tr> <tr><td>20:</td><td>10.0</td><td style="text-align: right;">↗</td></tr> <tr><td colspan="2">Serie</td><td style="text-align: right;">98.0</td></tr> <tr><td colspan="2">Total</td><td style="text-align: right;">196.0</td></tr> </table>	11:	10.1	→	12:	10.0	↑	13:	10.1	↗	14:	9.6	↗	15:	9.9	↗	16:	10.2	↗	17:	*10.5	→	18:	*10.8	↑	19:	10.1	↗	20:	10.0	↗	Serie		98.0	Total		196.0
11:	10.1	→																																			
12:	10.0	↑																																			
13:	10.1	↗																																			
14:	9.6	↗																																			
15:	9.9	↗																																			
16:	10.2	↗																																			
17:	*10.5	→																																			
18:	*10.8	↑																																			
19:	10.1	↗																																			
20:	10.0	↗																																			
Serie		98.0																																			
Total		196.0																																			

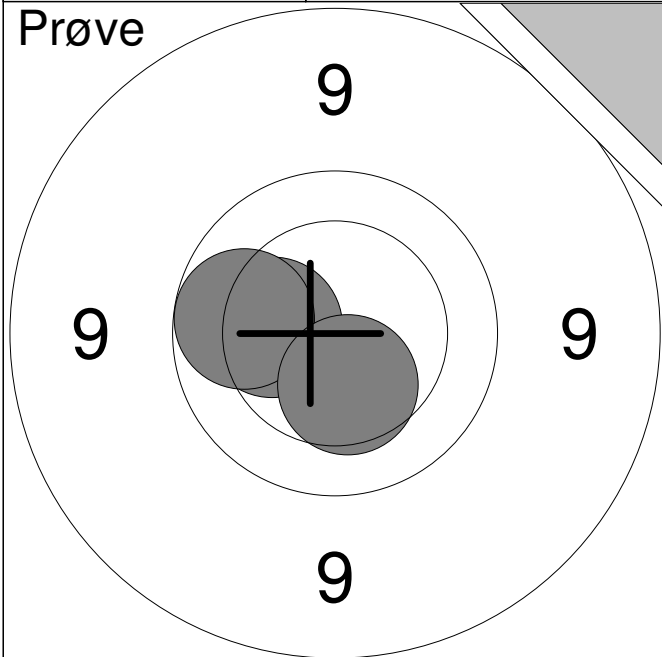
Hold
12Skive
10

Andy Petersen

Vester Hassing Skf.

1

Prøve



1: 10.3



2: 10.0



3: 10.4



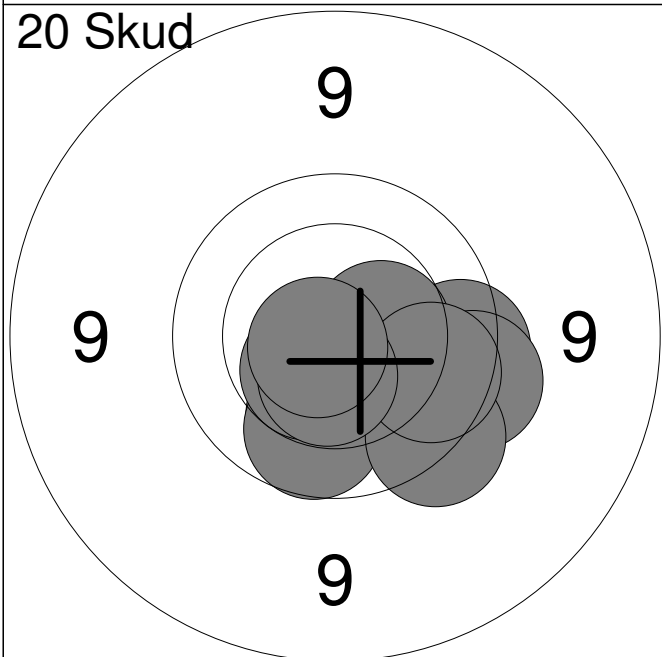
Serie

30.0

Total

0.0

20 Skud



1: 10.1



2: 9.7



3: 9.9



4: 10.4



5: *10.5



6: 9.6



7: 9.6



8: 9.9



9: *10.5



10: *10.7



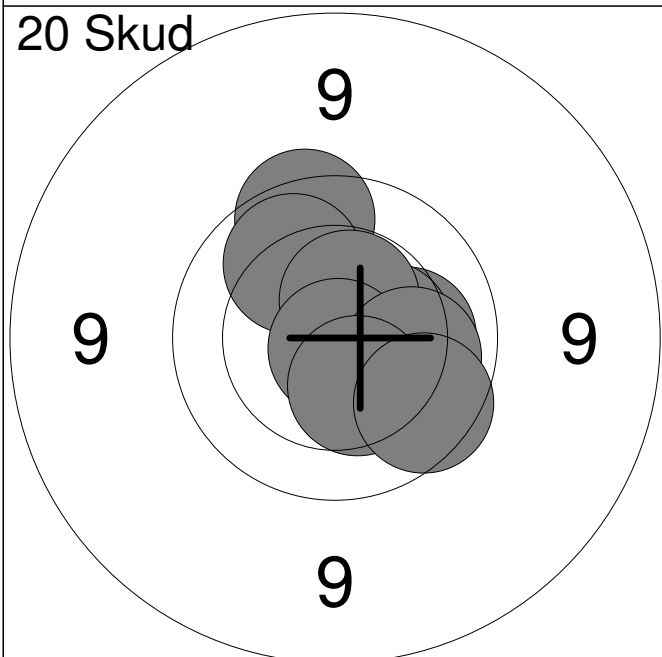
Serie

95.0

Total

95.0

20 Skud



11: 9.8



12: 10.2



13: 10.4



14: *10.7



15: 10.0



16: *10.5



17: *10.8



18: 10.1



19: 10.4



20: 9.8



Serie

98.0

Total

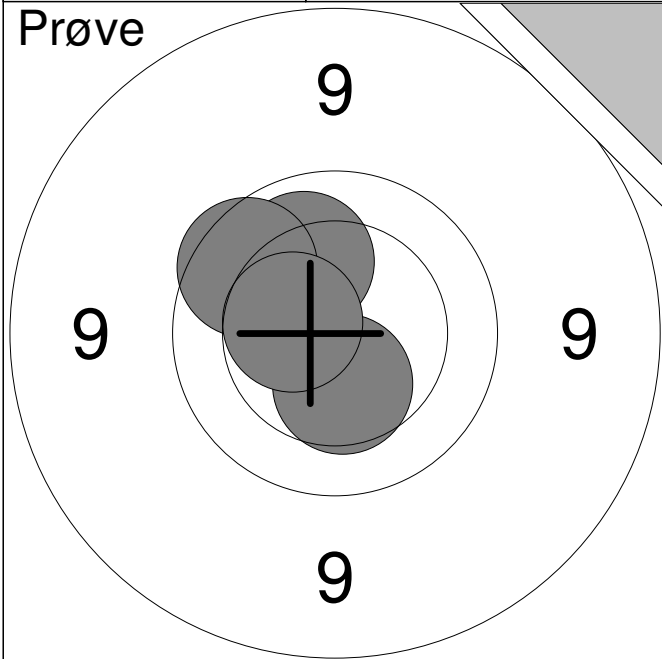
193.0

Hold
12Skive
11**Mads Bakke Nielsen**

Thisted Skyttekreds

J2

Prøve



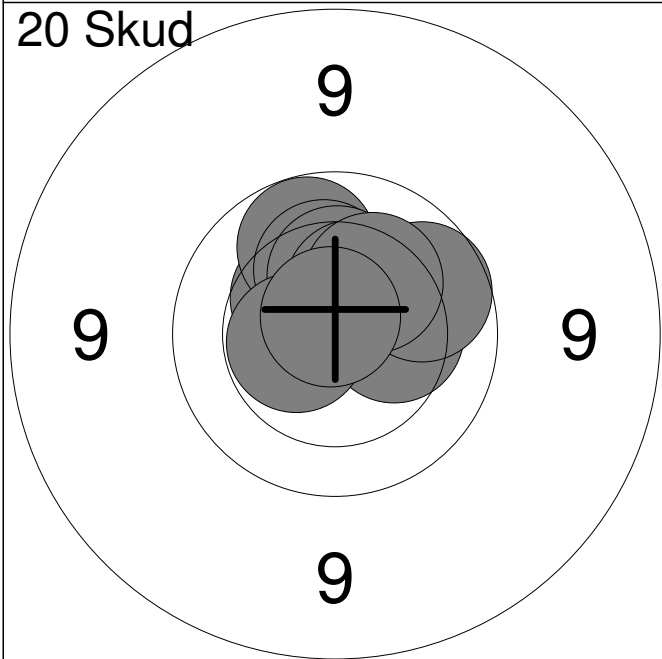
1:	10.4
2:	10.1
3:	9.8
4:	10.5



Serie 39.0

Total 0.0

20 Skud



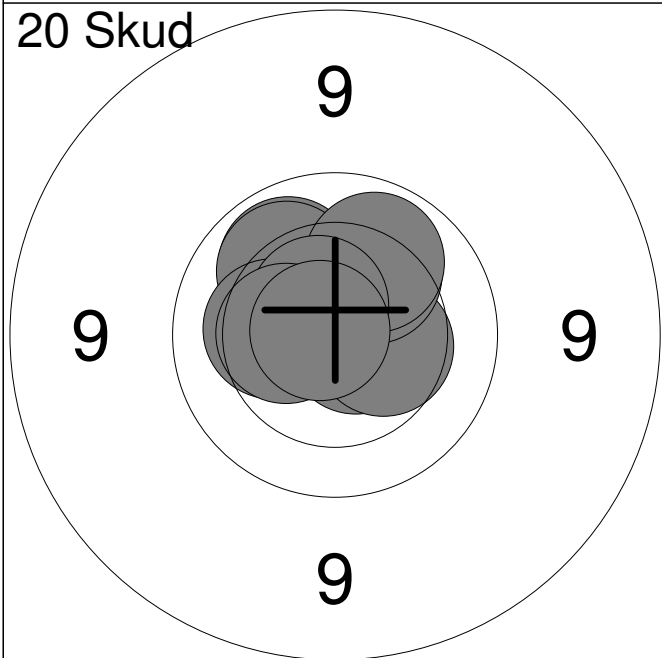
1:	10.4
2:	10.3
3:	10.0
4:	10.2
5:	9.9
6:	10.3
7:	10.4
8:	10.3
9:	*10.5
10:	*10.8



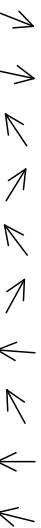
Serie 99.0

Total 99.0

20 Skud



11:	*10.7
12:	10.4
13:	10.1
14:	10.2
15:	10.1
16:	10.1
17:	10.3
18:	*10.6
19:	10.4
20:	*10.8



Serie 100.0

Total 199.0

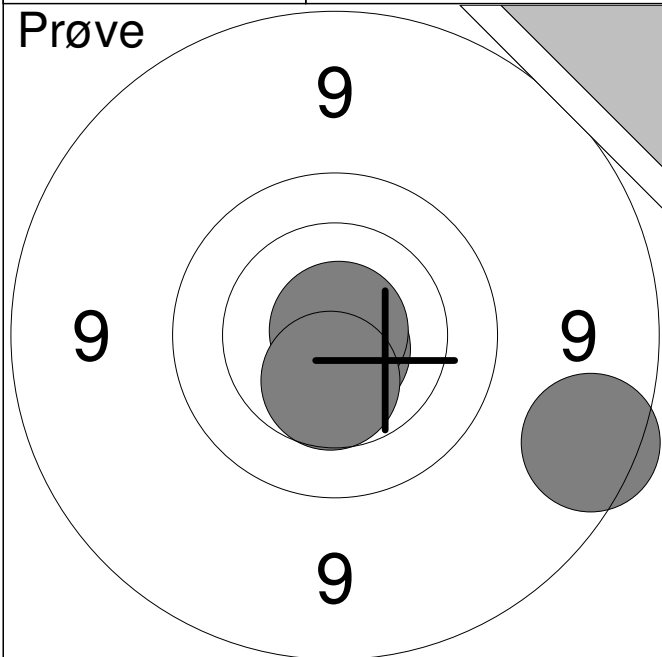
Hold
12Skive
12

Marcus Blaabjerg Hansen

Thisted Skyttekreds

BK1

Prøve

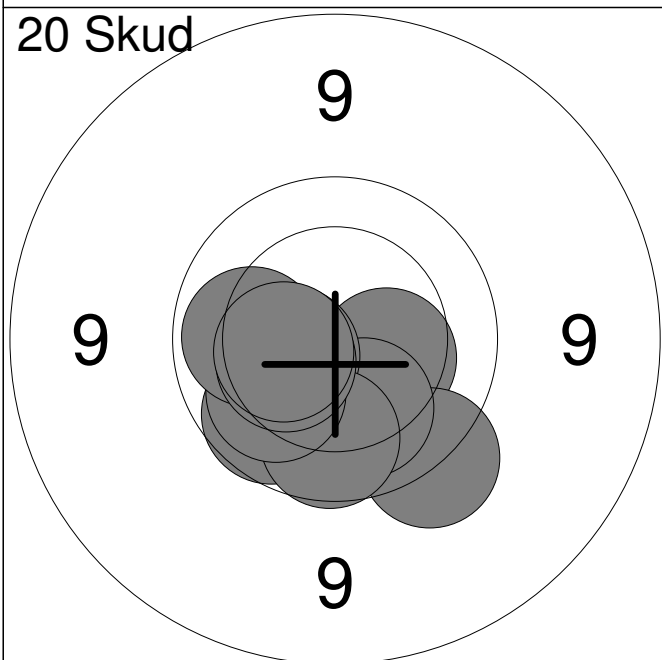


1:	8.9	↘
2:	*10.8	↓
3:	*10.9	↗
4:	10.5	↓

Serie 38.0

Total 0.0

20 Skud

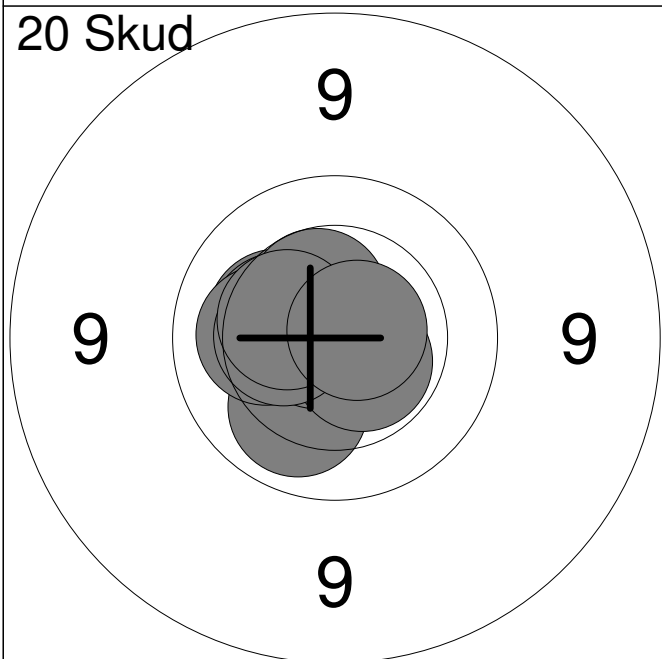


1:	10.4	↘
2:	9.6	↓
3:	10.1	↓
4:	10.4	←
5:	9.9	↙
6:	9.9	↓
7:	10.1	↙
8:	10.1	←
9:	10.4	←
10:	10.4	←

Serie 97.0

Total 97.0

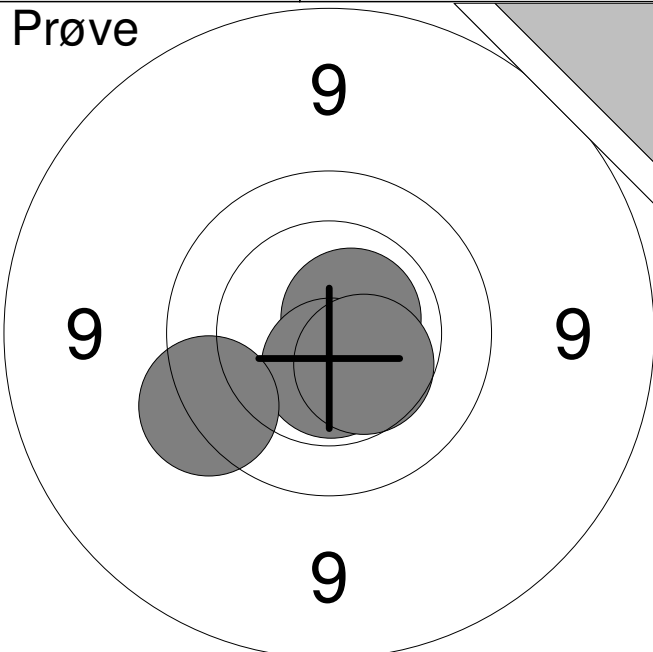
20 Skud

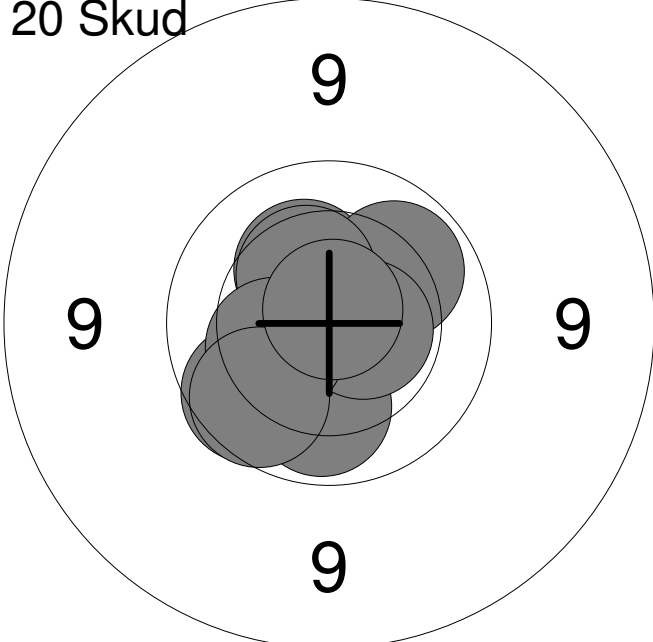


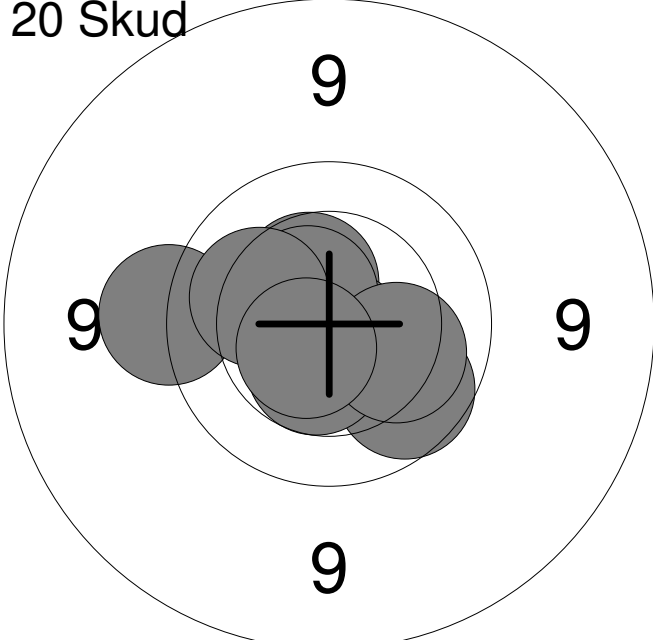
11:	10.3	←
12:	10.1	↓
13:	10.3	←
14:	*10.8	←
15:	*10.6	↓
16:	10.5	↗
17:	10.2	←
18:	10.4	←
19:	10.4	↗
20:	*10.7	↗

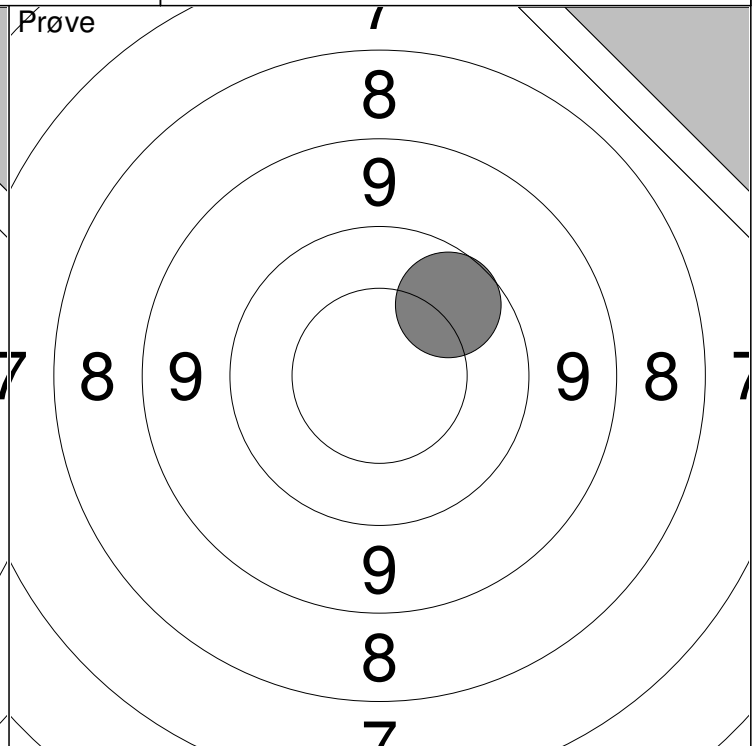
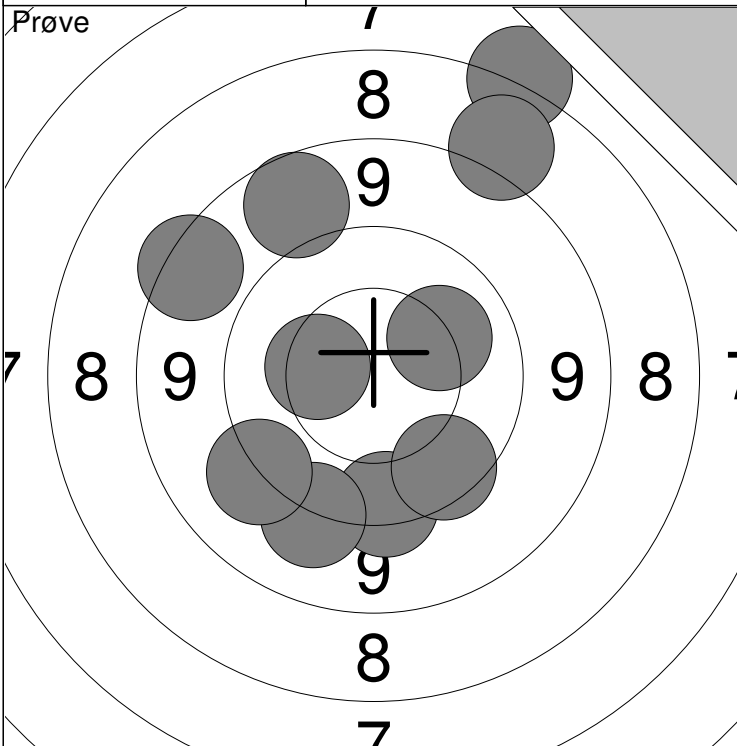
Serie 100.0

Total 197.0

<p>Prøve</p> 	<table style="width:100%; border-collapse: collapse;"> <tr><td style="width:10%;">1:</td><td style="width:15%;">*10.7</td><td style="width:10%; text-align: right;">↗</td></tr> <tr><td>2:</td><td>*10.6</td><td style="text-align: right;">↓</td></tr> <tr><td>3:</td><td>9.7</td><td style="text-align: right;">↖</td></tr> <tr><td>4:</td><td>10.4</td><td style="text-align: right;">↘</td></tr> </table> <table border="1" style="width:100%; border-collapse: collapse; margin-top: 10px;"> <tr> <td style="width:80%;">Serie</td> <td style="text-align: right;">39.0</td> </tr> <tr> <td>Total</td> <td style="text-align: right;">0.0</td> </tr> </table>	1:	*10.7	↗	2:	*10.6	↓	3:	9.7	↖	4:	10.4	↘	Serie	39.0	Total	0.0
1:	*10.7	↗															
2:	*10.6	↓															
3:	9.7	↖															
4:	10.4	↘															
Serie	39.0																
Total	0.0																

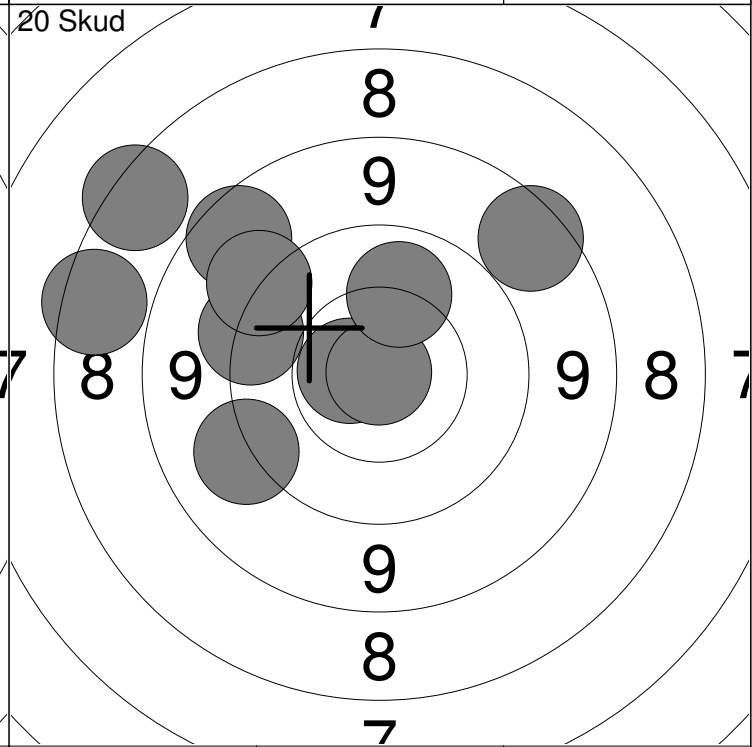
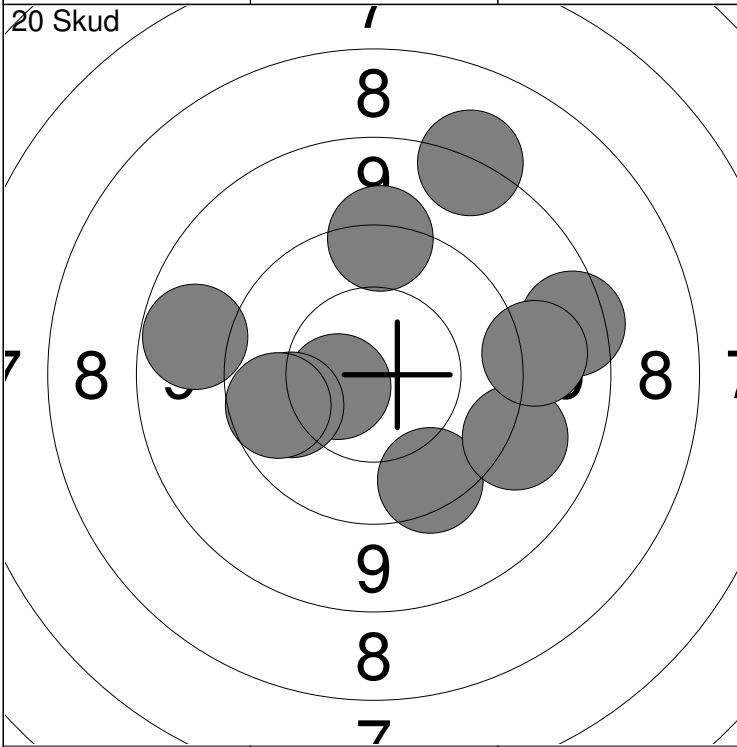
<p>20 Skud</p> 	<table style="width:100%; border-collapse: collapse;"> <tr><td style="width:10%;">1:</td><td style="width:15%;">*10.5</td><td style="width:10%; text-align: right;">↖</td></tr> <tr><td>2:</td><td>10.0</td><td style="text-align: right;">↓</td></tr> <tr><td>3:</td><td>10.3</td><td style="text-align: right;">↗</td></tr> <tr><td>4:</td><td>10.0</td><td style="text-align: right;">↗</td></tr> <tr><td>5:</td><td>*10.6</td><td style="text-align: right;">→</td></tr> <tr><td>6:</td><td>10.4</td><td style="text-align: right;">↗</td></tr> <tr><td>7:</td><td>9.9</td><td style="text-align: right;">↖</td></tr> <tr><td>8:</td><td>10.3</td><td style="text-align: right;">↖</td></tr> <tr><td>9:</td><td>9.9</td><td style="text-align: right;">↖</td></tr> <tr><td>10:</td><td>*10.8</td><td style="text-align: right;">↗</td></tr> </table> <table border="1" style="width:100%; border-collapse: collapse; margin-top: 10px;"> <tr> <td style="width:80%;">Serie</td> <td style="text-align: right;">98.0</td> </tr> <tr> <td>Total</td> <td style="text-align: right;">98.0</td> </tr> </table>	1:	*10.5	↖	2:	10.0	↓	3:	10.3	↗	4:	10.0	↗	5:	*10.6	→	6:	10.4	↗	7:	9.9	↖	8:	10.3	↖	9:	9.9	↖	10:	*10.8	↗	Serie	98.0	Total	98.0
1:	*10.5	↖																																	
2:	10.0	↓																																	
3:	10.3	↗																																	
4:	10.0	↗																																	
5:	*10.6	→																																	
6:	10.4	↗																																	
7:	9.9	↖																																	
8:	10.3	↖																																	
9:	9.9	↖																																	
10:	*10.8	↗																																	
Serie	98.0																																		
Total	98.0																																		

<p>20 Skud</p> 	<table style="width:100%; border-collapse: collapse;"> <tr><td style="width:10%;">11:</td><td style="width:15%;">9.9</td><td style="width:10%; text-align: right;">↘</td></tr> <tr><td>12:</td><td>9.5</td><td style="text-align: right;">↖</td></tr> <tr><td>13:</td><td>10.4</td><td style="text-align: right;">↗</td></tr> <tr><td>14:</td><td>*10.7</td><td style="text-align: right;">↘</td></tr> <tr><td>15:</td><td>10.5</td><td style="text-align: right;">↖</td></tr> <tr><td>16:</td><td>*10.5</td><td style="text-align: right;">↗</td></tr> <tr><td>17:</td><td>*10.6</td><td style="text-align: right;">↗</td></tr> <tr><td>18:</td><td>10.2</td><td style="text-align: right;">↘</td></tr> <tr><td>19:</td><td>10.1</td><td style="text-align: right;">↗</td></tr> <tr><td>20:</td><td>*10.6</td><td style="text-align: right;">↖</td></tr> </table> <table border="1" style="width:100%; border-collapse: collapse; margin-top: 10px;"> <tr> <td style="width:80%;">Serie</td> <td style="text-align: right;">98.0</td> </tr> <tr> <td>Total</td> <td style="text-align: right;">196.0</td> </tr> </table>	11:	9.9	↘	12:	9.5	↖	13:	10.4	↗	14:	*10.7	↘	15:	10.5	↖	16:	*10.5	↗	17:	*10.6	↗	18:	10.2	↘	19:	10.1	↗	20:	*10.6	↖	Serie	98.0	Total	196.0
11:	9.9	↘																																	
12:	9.5	↖																																	
13:	10.4	↗																																	
14:	*10.7	↘																																	
15:	10.5	↖																																	
16:	*10.5	↗																																	
17:	*10.6	↗																																	
18:	10.2	↘																																	
19:	10.1	↗																																	
20:	*10.6	↖																																	
Serie	98.0																																		
Total	196.0																																		



1: 7.3 ↗	6: 9.3 ↘	Serie	87.0
2: 8.1 ↗	7: 9.4 ↘		
3: 10.2 ↗	8: 9.7 ↘	Total	0.0
4: 10.4 ←	9: 8.9 ↗		
5: 9.6 ↓	10: 8.6 ↗		

11: 9.9 ↗	Serie	9.0
	Total	0.0



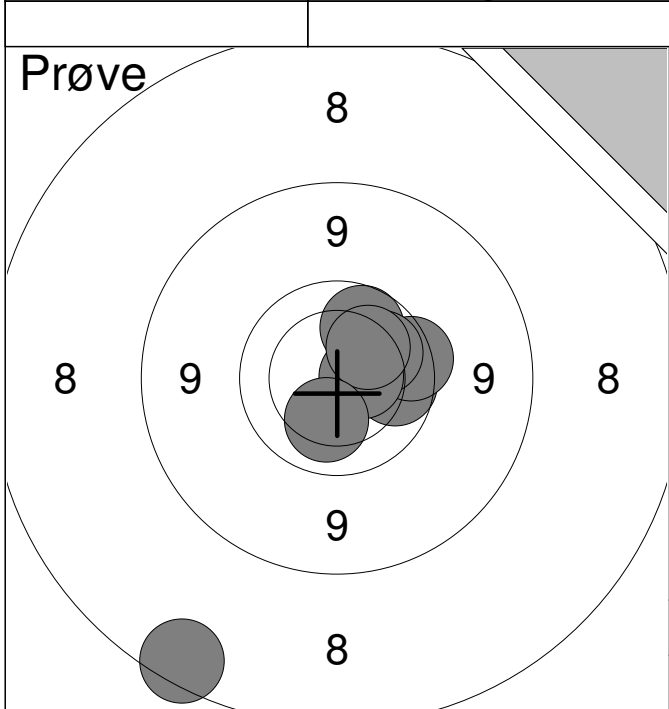
1: 9.7 ↓	6: 10.0 ←	Serie	90.0
2: 8.4 ↗	7: 8.7 →		
3: 9.3 →	8: 9.0 ←	Total	90.0
4: 10.6 ←	9: 9.9 ←		
5: 9.5 ↑	10: 9.2 →		

11: *10.6 ←	16: 8.8 ↗	Serie	87.0
12: 8.7 ↗	17: 7.6 ↗		
13: *10.9 ↗	18: 9.3 ←	Total	177.0
14: 7.7 ←	19: 9.5 ←		
15: 10.1 ↗	20: 9.3 ↗		

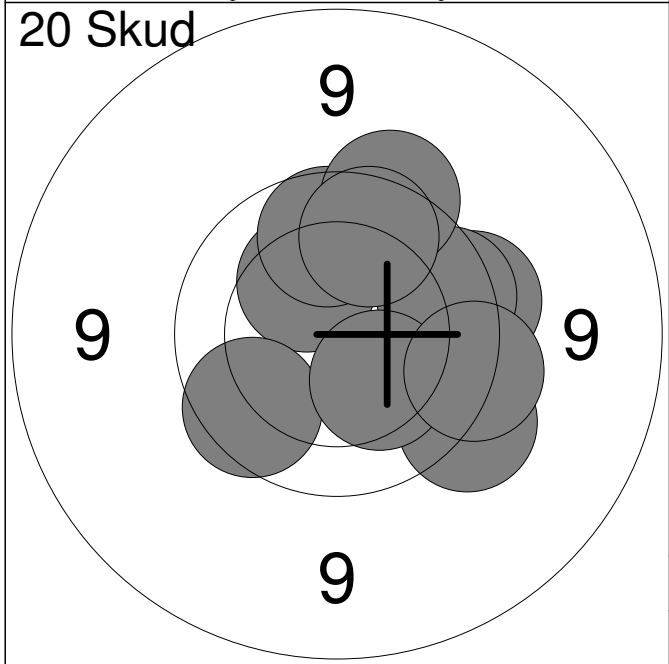
<p>Prøve</p>	<table style="width:100%; border-collapse: collapse;"> <tr><td style="width:10%;">1:</td><td style="width:20%;">8.7</td><td style="width:10%; text-align: center;">↘</td></tr> <tr><td>2:</td><td>9.3</td><td style="text-align: center;">↘</td></tr> <tr><td>3:</td><td>8.9</td><td style="text-align: center;">→</td></tr> <tr><td>4:</td><td>10.5</td><td style="text-align: center;">→</td></tr> <tr><td>5:</td><td>8.5</td><td style="text-align: center;">↘</td></tr> <tr><td>6:</td><td>*10.7</td><td style="text-align: center;">↑</td></tr> <tr><td>7:</td><td>9.7</td><td style="text-align: center;">→</td></tr> </table> <table border="1" style="width:100%; border-collapse: collapse; margin-top: 5px;"> <tr> <td style="width:80%;">Serie</td> <td style="width:20%; text-align: right;">62.0</td> </tr> <tr> <td>Total</td> <td style="text-align: right;">0.0</td> </tr> </table>	1:	8.7	↘	2:	9.3	↘	3:	8.9	→	4:	10.5	→	5:	8.5	↘	6:	*10.7	↑	7:	9.7	→	Serie	62.0	Total	0.0
1:	8.7	↘																								
2:	9.3	↘																								
3:	8.9	→																								
4:	10.5	→																								
5:	8.5	↘																								
6:	*10.7	↑																								
7:	9.7	→																								
Serie	62.0																									
Total	0.0																									

<p>20 Skud</p>	<table style="width:100%; border-collapse: collapse;"> <tr><td style="width:10%;">1:</td><td style="width:20%;">9.0</td><td style="width:10%; text-align: center;">→</td></tr> <tr><td>2:</td><td>10.2</td><td style="text-align: center;">↗</td></tr> <tr><td>3:</td><td>10.2</td><td style="text-align: center;">↗</td></tr> <tr><td>4:</td><td>10.2</td><td style="text-align: center;">↗</td></tr> <tr><td>5:</td><td>*10.7</td><td style="text-align: center;">→</td></tr> <tr><td>6:</td><td>10.5</td><td style="text-align: center;">↗</td></tr> <tr><td>7:</td><td>10.3</td><td style="text-align: center;">↑</td></tr> <tr><td>8:</td><td>10.3</td><td style="text-align: center;">↗</td></tr> <tr><td>9:</td><td>9.7</td><td style="text-align: center;">↑</td></tr> <tr><td>10:</td><td>10.3</td><td style="text-align: center;">↑</td></tr> </table> <table border="1" style="width:100%; border-collapse: collapse; margin-top: 5px;"> <tr> <td style="width:80%;">Serie</td> <td style="width:20%; text-align: right;">98.0</td> </tr> <tr> <td>Total</td> <td style="text-align: right;">98.0</td> </tr> </table>	1:	9.0	→	2:	10.2	↗	3:	10.2	↗	4:	10.2	↗	5:	*10.7	→	6:	10.5	↗	7:	10.3	↑	8:	10.3	↗	9:	9.7	↑	10:	10.3	↑	Serie	98.0	Total	98.0
1:	9.0	→																																	
2:	10.2	↗																																	
3:	10.2	↗																																	
4:	10.2	↗																																	
5:	*10.7	→																																	
6:	10.5	↗																																	
7:	10.3	↑																																	
8:	10.3	↗																																	
9:	9.7	↑																																	
10:	10.3	↑																																	
Serie	98.0																																		
Total	98.0																																		

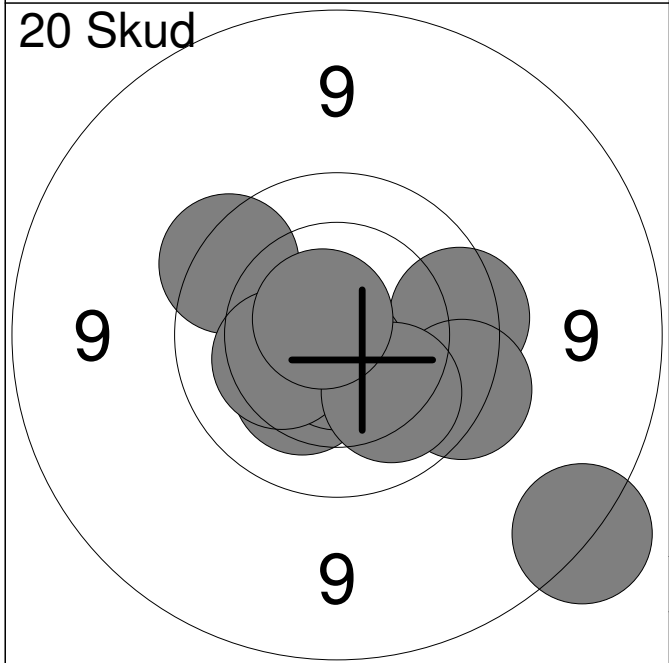
<p>20 Skud</p>	<table style="width:100%; border-collapse: collapse;"> <tr><td style="width:10%;">11:</td><td style="width:20%;">9.8</td><td style="width:10%; text-align: center;">↘</td></tr> <tr><td>12:</td><td>10.4</td><td style="text-align: center;">↗</td></tr> <tr><td>13:</td><td>10.6</td><td style="text-align: center;">↗</td></tr> <tr><td>14:</td><td>9.9</td><td style="text-align: center;">↗</td></tr> <tr><td>15:</td><td>9.8</td><td style="text-align: center;">↖</td></tr> <tr><td>16:</td><td>9.9</td><td style="text-align: center;">↖</td></tr> <tr><td>17:</td><td>*10.8</td><td style="text-align: center;">↘</td></tr> <tr><td>18:</td><td>10.3</td><td style="text-align: center;">↑</td></tr> <tr><td>19:</td><td>10.2</td><td style="text-align: center;">↘</td></tr> <tr><td>20:</td><td>10.2</td><td style="text-align: center;">→</td></tr> </table> <table border="1" style="width:100%; border-collapse: collapse; margin-top: 5px;"> <tr> <td style="width:80%;">Serie</td> <td style="width:20%; text-align: right;">96.0</td> </tr> <tr> <td>Total</td> <td style="text-align: right;">194.0</td> </tr> </table>	11:	9.8	↘	12:	10.4	↗	13:	10.6	↗	14:	9.9	↗	15:	9.8	↖	16:	9.9	↖	17:	*10.8	↘	18:	10.3	↑	19:	10.2	↘	20:	10.2	→	Serie	96.0	Total	194.0
11:	9.8	↘																																	
12:	10.4	↗																																	
13:	10.6	↗																																	
14:	9.9	↗																																	
15:	9.8	↖																																	
16:	9.9	↖																																	
17:	*10.8	↘																																	
18:	10.3	↑																																	
19:	10.2	↘																																	
20:	10.2	→																																	
Serie	96.0																																		
Total	194.0																																		



1:	7.8	↙
2:	9.9	→
3:	9.9	↗
4:	9.7	→
5:	10.0	↗
6:	*10.5	→
7:	10.2	↗
8:	10.2	↙
Serie		74.0
Total		0.0



1:	9.7	→
2:	10.3	↗
3:	9.8	→
4:	9.8	↙
5:	9.9	↗
6:	9.6	↙
7:	10.3	↙
8:	9.6	→
9:	9.6	↗
10:	9.9	↗
Serie		92.0
Total		92.0



11:	9.8	→
12:	9.7	↗
13:	9.7	↙
14:	10.4	↙
15:	10.3	↙
16:	*10.7	↙
17:	8.7	↙
18:	10.3	↙
19:	10.1	↙
20:	*10.7	↗
Serie		95.0
Total		187.0

<p>Prøve</p>	<table style="width:100%; border-collapse: collapse;"> <tr><td style="width:10%;">1:</td><td style="width:20%;">9.4</td><td style="width:10%; text-align: right;">↗</td></tr> <tr><td>2:</td><td>10.0</td><td style="text-align: right;">↑</td></tr> <tr><td>3:</td><td>9.0</td><td style="text-align: right;">↗</td></tr> <tr><td>4:</td><td>9.4</td><td style="text-align: right;">↗</td></tr> <tr><td>5:</td><td>9.7</td><td style="text-align: right;">↗</td></tr> <tr><td>6:</td><td>9.8</td><td style="text-align: right;">↑</td></tr> <tr><td>7:</td><td>9.7</td><td style="text-align: right;">↖</td></tr> <tr><td>8:</td><td>10.1</td><td style="text-align: right;">↘</td></tr> <tr><td>9:</td><td>9.9</td><td style="text-align: right;">↘</td></tr> </table> <table border="1" style="width:100%; border-collapse: collapse; margin-top: 5px;"> <tr> <td style="width:80%;">Serie</td> <td style="text-align: right;">83.0</td> </tr> <tr> <td>Total</td> <td style="text-align: right;">0.0</td> </tr> </table>	1:	9.4	↗	2:	10.0	↑	3:	9.0	↗	4:	9.4	↗	5:	9.7	↗	6:	9.8	↑	7:	9.7	↖	8:	10.1	↘	9:	9.9	↘	Serie	83.0	Total	0.0
1:	9.4	↗																														
2:	10.0	↑																														
3:	9.0	↗																														
4:	9.4	↗																														
5:	9.7	↗																														
6:	9.8	↑																														
7:	9.7	↖																														
8:	10.1	↘																														
9:	9.9	↘																														
Serie	83.0																															
Total	0.0																															

<p>20 Skud</p>	<table style="width:100%; border-collapse: collapse;"> <tr><td style="width:10%;">1:</td><td style="width:20%;">9.7</td><td style="width:10%; text-align: right;">↘</td></tr> <tr><td>2:</td><td>10.2</td><td style="text-align: right;">↗</td></tr> <tr><td>3:</td><td>*10.5</td><td style="text-align: right;">↗</td></tr> <tr><td>4:</td><td>*10.6</td><td style="text-align: right;">↘</td></tr> <tr><td>5:</td><td>9.9</td><td style="text-align: right;">↗</td></tr> <tr><td>6:</td><td>9.9</td><td style="text-align: right;">↖</td></tr> <tr><td>7:</td><td>9.8</td><td style="text-align: right;">↗</td></tr> <tr><td>8:</td><td>9.7</td><td style="text-align: right;">↘</td></tr> <tr><td>9:</td><td>10.5</td><td style="text-align: right;">↗</td></tr> <tr><td>10:</td><td>10.2</td><td style="text-align: right;">↗</td></tr> </table> <table border="1" style="width:100%; border-collapse: collapse; margin-top: 5px;"> <tr> <td style="width:80%;">Serie</td> <td style="text-align: right;">95.0</td> </tr> <tr> <td>Total</td> <td style="text-align: right;">95.0</td> </tr> </table>	1:	9.7	↘	2:	10.2	↗	3:	*10.5	↗	4:	*10.6	↘	5:	9.9	↗	6:	9.9	↖	7:	9.8	↗	8:	9.7	↘	9:	10.5	↗	10:	10.2	↗	Serie	95.0	Total	95.0
1:	9.7	↘																																	
2:	10.2	↗																																	
3:	*10.5	↗																																	
4:	*10.6	↘																																	
5:	9.9	↗																																	
6:	9.9	↖																																	
7:	9.8	↗																																	
8:	9.7	↘																																	
9:	10.5	↗																																	
10:	10.2	↗																																	
Serie	95.0																																		
Total	95.0																																		

<p>20 Skud</p>	<table style="width:100%; border-collapse: collapse;"> <tr><td style="width:10%;">11:</td><td style="width:20%;">*10.5</td><td style="width:10%; text-align: right;">↘</td></tr> <tr><td>12:</td><td>10.1</td><td style="text-align: right;">↗</td></tr> <tr><td>13:</td><td>10.4</td><td style="text-align: right;">↘</td></tr> <tr><td>14:</td><td>9.5</td><td style="text-align: right;">↗</td></tr> <tr><td>15:</td><td>9.9</td><td style="text-align: right;">↗</td></tr> <tr><td>16:</td><td>10.0</td><td style="text-align: right;">↘</td></tr> <tr><td>17:</td><td>8.9</td><td style="text-align: right;">↘</td></tr> <tr><td>18:</td><td>*10.6</td><td style="text-align: right;">→</td></tr> <tr><td>19:</td><td>10.3</td><td style="text-align: right;">↗</td></tr> <tr><td>20:</td><td>10.4</td><td style="text-align: right;">↖</td></tr> </table> <table border="1" style="width:100%; border-collapse: collapse; margin-top: 5px;"> <tr> <td style="width:80%;">Serie</td> <td style="text-align: right;">96.0</td> </tr> <tr> <td>Total</td> <td style="text-align: right;">191.0</td> </tr> </table>	11:	*10.5	↘	12:	10.1	↗	13:	10.4	↘	14:	9.5	↗	15:	9.9	↗	16:	10.0	↘	17:	8.9	↘	18:	*10.6	→	19:	10.3	↗	20:	10.4	↖	Serie	96.0	Total	191.0
11:	*10.5	↘																																	
12:	10.1	↗																																	
13:	10.4	↘																																	
14:	9.5	↗																																	
15:	9.9	↗																																	
16:	10.0	↘																																	
17:	8.9	↘																																	
18:	*10.6	→																																	
19:	10.3	↗																																	
20:	10.4	↖																																	
Serie	96.0																																		
Total	191.0																																		

<p>Prøve</p>	<table style="width:100%; border-collapse: collapse;"> <tr><td style="width:10%;">1:</td><td style="width:10%;">9.3</td><td style="width:10%; text-align: right;">←</td></tr> <tr><td>2:</td><td>10.2</td><td style="text-align: right;">↑</td></tr> <tr><td>3:</td><td>10.6</td><td style="text-align: right;">→</td></tr> <tr><td>4:</td><td>10.4</td><td style="text-align: right;">↑</td></tr> <tr><td>5:</td><td>9.9</td><td style="text-align: right;">↑</td></tr> <tr><td>6:</td><td>*10.7</td><td style="text-align: right;">↓</td></tr> <tr><td>7:</td><td>*10.7</td><td style="text-align: right;">↑</td></tr> <tr><td>8:</td><td>10.5</td><td style="text-align: right;">↗</td></tr> </table>	1:	9.3	←	2:	10.2	↑	3:	10.6	→	4:	10.4	↑	5:	9.9	↑	6:	*10.7	↓	7:	*10.7	↑	8:	10.5	↗
1:	9.3	←																							
2:	10.2	↑																							
3:	10.6	→																							
4:	10.4	↑																							
5:	9.9	↑																							
6:	*10.7	↓																							
7:	*10.7	↑																							
8:	10.5	↗																							
<table style="width:100%; border-collapse: collapse;"> <tr> <td style="width:10%;">Serie</td> <td style="width:80%;"></td> <td style="width:10%; text-align: right;">78.0</td> </tr> <tr> <td>Total</td> <td></td> <td style="text-align: right;">0.0</td> </tr> </table>		Serie		78.0	Total		0.0																		
Serie		78.0																							
Total		0.0																							

<p>20 Skud</p>	<table style="width:100%; border-collapse: collapse;"> <tr><td style="width:10%;">1:</td><td style="width:10%;">10.2</td><td style="width:10%; text-align: right;">→</td></tr> <tr><td>2:</td><td>10.5</td><td style="text-align: right;">→</td></tr> <tr><td>3:</td><td>*10.8</td><td style="text-align: right;">↗</td></tr> <tr><td>4:</td><td>10.5</td><td style="text-align: right;">↓</td></tr> <tr><td>5:</td><td>*10.6</td><td style="text-align: right;">↗</td></tr> <tr><td>6:</td><td>10.4</td><td style="text-align: right;">↙</td></tr> <tr><td>7:</td><td>10.4</td><td style="text-align: right;">↓</td></tr> <tr><td>8:</td><td>10.5</td><td style="text-align: right;">→</td></tr> <tr><td>9:</td><td>*10.7</td><td style="text-align: right;">↑</td></tr> <tr><td>10:</td><td>10.2</td><td style="text-align: right;">←</td></tr> </table>	1:	10.2	→	2:	10.5	→	3:	*10.8	↗	4:	10.5	↓	5:	*10.6	↗	6:	10.4	↙	7:	10.4	↓	8:	10.5	→	9:	*10.7	↑	10:	10.2	←
1:	10.2	→																													
2:	10.5	→																													
3:	*10.8	↗																													
4:	10.5	↓																													
5:	*10.6	↗																													
6:	10.4	↙																													
7:	10.4	↓																													
8:	10.5	→																													
9:	*10.7	↑																													
10:	10.2	←																													
<table style="width:100%; border-collapse: collapse;"> <tr> <td style="width:10%;">Serie</td> <td style="width:80%;"></td> <td style="width:10%; text-align: right;">100.0</td> </tr> <tr> <td>Total</td> <td></td> <td style="text-align: right;">100.0</td> </tr> </table>		Serie		100.0	Total		100.0																								
Serie		100.0																													
Total		100.0																													

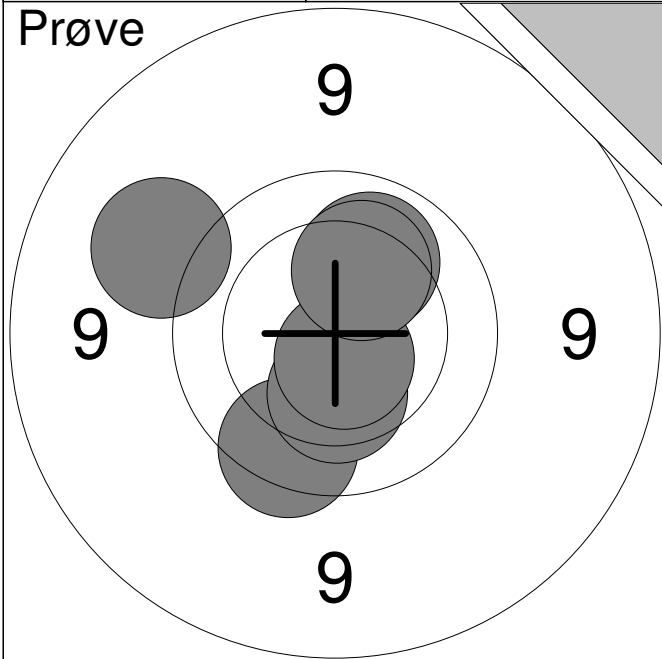
<p>20 Skud</p>	<table style="width:100%; border-collapse: collapse;"> <tr><td style="width:10%;">11:</td><td style="width:10%;">9.4</td><td style="width:10%; text-align: right;">↗</td></tr> <tr><td>12:</td><td>10.3</td><td style="text-align: right;">↑</td></tr> <tr><td>13:</td><td>10.3</td><td style="text-align: right;">↑</td></tr> <tr><td>14:</td><td>*10.9</td><td style="text-align: right;">↙</td></tr> <tr><td>15:</td><td>9.7</td><td style="text-align: right;">←</td></tr> <tr><td>16:</td><td>10.4</td><td style="text-align: right;">←</td></tr> <tr><td>17:</td><td>*10.9</td><td style="text-align: right;">←</td></tr> <tr><td>18:</td><td>10.4</td><td style="text-align: right;">↙</td></tr> <tr><td>19:</td><td>10.2</td><td style="text-align: right;">←</td></tr> <tr><td>20:</td><td>10.1</td><td style="text-align: right;">↙</td></tr> </table>	11:	9.4	↗	12:	10.3	↑	13:	10.3	↑	14:	*10.9	↙	15:	9.7	←	16:	10.4	←	17:	*10.9	←	18:	10.4	↙	19:	10.2	←	20:	10.1	↙
11:	9.4	↗																													
12:	10.3	↑																													
13:	10.3	↑																													
14:	*10.9	↙																													
15:	9.7	←																													
16:	10.4	←																													
17:	*10.9	←																													
18:	10.4	↙																													
19:	10.2	←																													
20:	10.1	↙																													
<table style="width:100%; border-collapse: collapse;"> <tr> <td style="width:10%;">Serie</td> <td style="width:80%;"></td> <td style="width:10%; text-align: right;">98.0</td> </tr> <tr> <td>Total</td> <td></td> <td style="text-align: right;">198.0</td> </tr> </table>		Serie		98.0	Total		198.0																								
Serie		98.0																													
Total		198.0																													

Hold
13Skive
7**Dennis Nielsen**

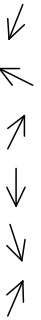
Ulsted Skf.

M2

Prøve



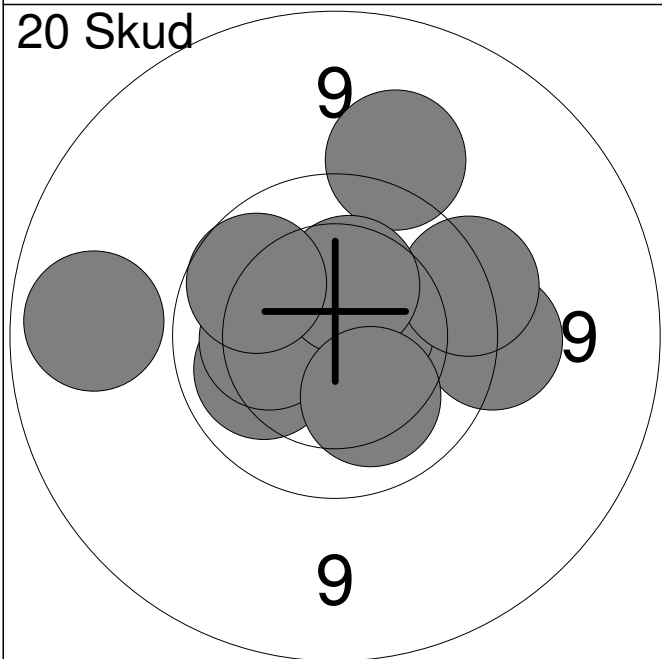
1:	9.8
2:	9.3
3:	10.1
4:	10.3
5:	*10.7
6:	10.2




Serie 58.0

Total 0.0

20 Skud



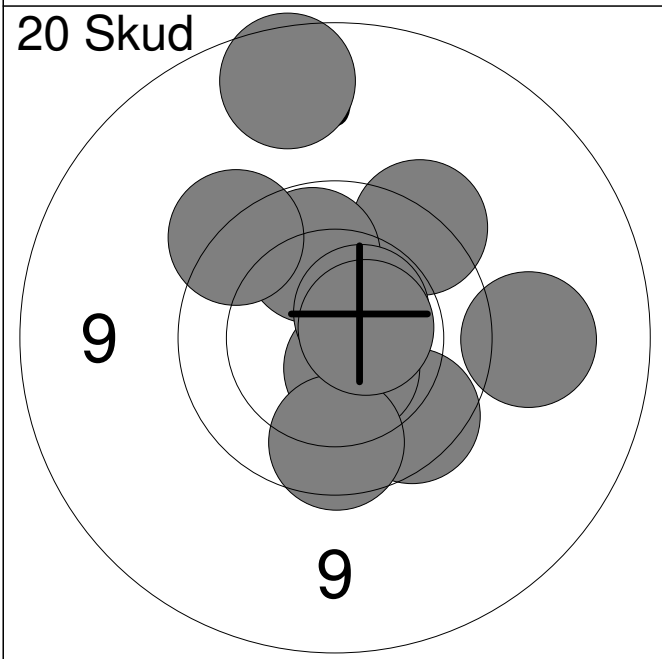
1:	9.6
2:	*10.6
3:	9.6
4:	10.1
5:	9.4
6:	9.0
7:	10.2
8:	10.4
9:	9.9
10:	10.2



Serie 95.0

Total 95.0

20 Skud

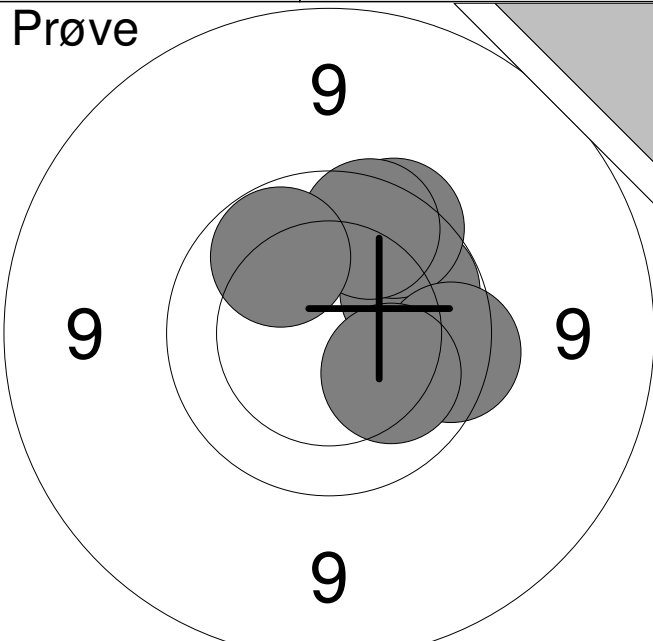


11:	9.8
12:	9.3
13:	9.6
14:	*10.6
15:	10.0
16:	*10.5
17:	8.9
18:	9.6
19:	9.9
20:	*10.6



Serie 93.0

Total 188.0

<p>Prøve</p> 	<table style="width:100%; border-collapse: collapse;"> <tr><td style="width:10%;">1:</td><td style="width:15%;">10.0</td><td style="width:10%; text-align: right;">↗</td></tr> <tr><td>2:</td><td>9.8</td><td style="text-align: right;">↗</td></tr> <tr><td>3:</td><td>9.8</td><td style="text-align: right;">→</td></tr> <tr><td>4:</td><td>9.8</td><td style="text-align: right;">↗</td></tr> <tr><td>5:</td><td>10.0</td><td style="text-align: right;">↗</td></tr> <tr><td>6:</td><td>10.2</td><td style="text-align: right;">↘</td></tr> </table> <table border="1" style="width:100%; border-collapse: collapse; margin-top: 5px;"> <tr> <td style="width:80%;">Serie</td> <td style="text-align: right;">57.0</td> </tr> <tr> <td>Total</td> <td style="text-align: right;">0.0</td> </tr> </table>	1:	10.0	↗	2:	9.8	↗	3:	9.8	→	4:	9.8	↗	5:	10.0	↗	6:	10.2	↘	Serie	57.0	Total	0.0
1:	10.0	↗																					
2:	9.8	↗																					
3:	9.8	→																					
4:	9.8	↗																					
5:	10.0	↗																					
6:	10.2	↘																					
Serie	57.0																						
Total	0.0																						

<p>20 Skud</p> 	<table style="width:100%; border-collapse: collapse;"> <tr><td style="width:10%;">1:</td><td style="width:15%;">*10.6</td><td style="width:10%; text-align: right;">←</td></tr> <tr><td>2:</td><td>10.0</td><td style="text-align: right;">↘</td></tr> <tr><td>3:</td><td>9.8</td><td style="text-align: right;">←</td></tr> <tr><td>4:</td><td>10.1</td><td style="text-align: right;">↘</td></tr> <tr><td>5:</td><td>*10.5</td><td style="text-align: right;">↘</td></tr> <tr><td>6:</td><td>*10.7</td><td style="text-align: right;">→</td></tr> <tr><td>7:</td><td>*10.7</td><td style="text-align: right;">↘</td></tr> <tr><td>8:</td><td>*10.8</td><td style="text-align: right;">↗</td></tr> <tr><td>9:</td><td>10.5</td><td style="text-align: right;">↗</td></tr> <tr><td>10:</td><td>10.2</td><td style="text-align: right;">↗</td></tr> </table> <table border="1" style="width:100%; border-collapse: collapse; margin-top: 5px;"> <tr> <td style="width:80%;">Serie</td> <td style="text-align: right;">99.0</td> </tr> <tr> <td>Total</td> <td style="text-align: right;">99.0</td> </tr> </table>	1:	*10.6	←	2:	10.0	↘	3:	9.8	←	4:	10.1	↘	5:	*10.5	↘	6:	*10.7	→	7:	*10.7	↘	8:	*10.8	↗	9:	10.5	↗	10:	10.2	↗	Serie	99.0	Total	99.0
1:	*10.6	←																																	
2:	10.0	↘																																	
3:	9.8	←																																	
4:	10.1	↘																																	
5:	*10.5	↘																																	
6:	*10.7	→																																	
7:	*10.7	↘																																	
8:	*10.8	↗																																	
9:	10.5	↗																																	
10:	10.2	↗																																	
Serie	99.0																																		
Total	99.0																																		

<p>20 Skud</p> 	<table style="width:100%; border-collapse: collapse;"> <tr><td style="width:10%;">11:</td><td style="width:15%;">10.4</td><td style="width:10%; text-align: right;">→</td></tr> <tr><td>12:</td><td>10.3</td><td style="text-align: right;">↘</td></tr> <tr><td>13:</td><td>9.8</td><td style="text-align: right;">↗</td></tr> <tr><td>14:</td><td>10.3</td><td style="text-align: right;">↘</td></tr> <tr><td>15:</td><td>10.5</td><td style="text-align: right;">←</td></tr> <tr><td>16:</td><td>9.9</td><td style="text-align: right;">↗</td></tr> <tr><td>17:</td><td>10.3</td><td style="text-align: right;">←</td></tr> <tr><td>18:</td><td>9.9</td><td style="text-align: right;">↗</td></tr> <tr><td>19:</td><td>10.1</td><td style="text-align: right;">↘</td></tr> <tr><td>20:</td><td>10.2</td><td style="text-align: right;">↘</td></tr> </table> <table border="1" style="width:100%; border-collapse: collapse; margin-top: 5px;"> <tr> <td style="width:80%;">Serie</td> <td style="text-align: right;">97.0</td> </tr> <tr> <td>Total</td> <td style="text-align: right;">196.0</td> </tr> </table>	11:	10.4	→	12:	10.3	↘	13:	9.8	↗	14:	10.3	↘	15:	10.5	←	16:	9.9	↗	17:	10.3	←	18:	9.9	↗	19:	10.1	↘	20:	10.2	↘	Serie	97.0	Total	196.0
11:	10.4	→																																	
12:	10.3	↘																																	
13:	9.8	↗																																	
14:	10.3	↘																																	
15:	10.5	←																																	
16:	9.9	↗																																	
17:	10.3	←																																	
18:	9.9	↗																																	
19:	10.1	↘																																	
20:	10.2	↘																																	
Serie	97.0																																		
Total	196.0																																		

<p>Prøve</p>	<table style="width:100%; border-collapse: collapse;"> <tr><td style="width:10%;">1:</td><td style="width:15%;">8.8</td><td style="width:10%; text-align: center;">↗</td></tr> <tr><td>2:</td><td>10.1</td><td style="text-align: center;">↖</td></tr> <tr><td>3:</td><td>9.3</td><td style="text-align: center;">→</td></tr> <tr><td>4:</td><td>9.7</td><td style="text-align: center;">→</td></tr> <tr><td>5:</td><td>10.5</td><td style="text-align: center;">↙</td></tr> <tr><td>6:</td><td>9.1</td><td style="text-align: center;">←</td></tr> <tr><td>7:</td><td>9.8</td><td style="text-align: center;">↘</td></tr> <tr><td>8:</td><td>10.4</td><td style="text-align: center;">↖</td></tr> </table> <table border="1" style="width:100%; border-collapse: collapse; margin-top: 5px;"> <tr> <td style="width:80%;">Serie</td> <td style="text-align: right;">74.0</td> </tr> <tr> <td>Total</td> <td style="text-align: right;">0.0</td> </tr> </table>	1:	8.8	↗	2:	10.1	↖	3:	9.3	→	4:	9.7	→	5:	10.5	↙	6:	9.1	←	7:	9.8	↘	8:	10.4	↖	Serie	74.0	Total	0.0
1:	8.8	↗																											
2:	10.1	↖																											
3:	9.3	→																											
4:	9.7	→																											
5:	10.5	↙																											
6:	9.1	←																											
7:	9.8	↘																											
8:	10.4	↖																											
Serie	74.0																												
Total	0.0																												

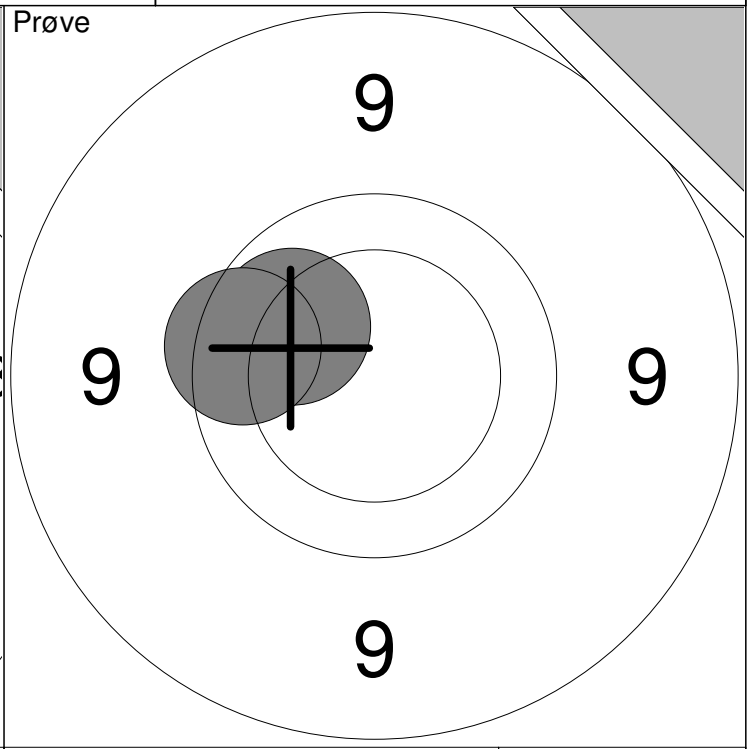
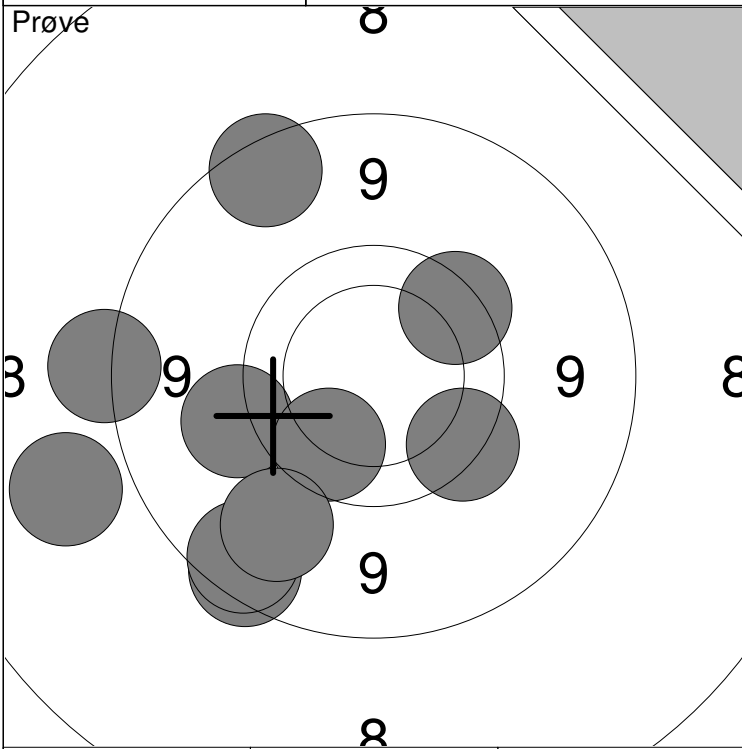
<p>20 Skud</p>	<table style="width:100%; border-collapse: collapse;"> <tr><td style="width:10%;">1:</td><td style="width:15%;">9.7</td><td style="width:10%; text-align: center;">↖</td></tr> <tr><td>2:</td><td>9.1</td><td style="text-align: center;">↖</td></tr> <tr><td>3:</td><td>9.4</td><td style="text-align: center;">↖</td></tr> <tr><td>4:</td><td>10.2</td><td style="text-align: center;">↘</td></tr> <tr><td>5:</td><td>9.7</td><td style="text-align: center;">→</td></tr> <tr><td>6:</td><td>9.5</td><td style="text-align: center;">↘</td></tr> <tr><td>7:</td><td>9.2</td><td style="text-align: center;">←</td></tr> <tr><td>8:</td><td>9.8</td><td style="text-align: center;">↗</td></tr> <tr><td>9:</td><td>10.2</td><td style="text-align: center;">←</td></tr> <tr><td>10:</td><td>9.7</td><td style="text-align: center;">→</td></tr> </table> <table border="1" style="width:100%; border-collapse: collapse; margin-top: 5px;"> <tr> <td style="width:80%;">Serie</td> <td style="text-align: right;">92.0</td> </tr> <tr> <td>Total</td> <td style="text-align: right;">92.0</td> </tr> </table>	1:	9.7	↖	2:	9.1	↖	3:	9.4	↖	4:	10.2	↘	5:	9.7	→	6:	9.5	↘	7:	9.2	←	8:	9.8	↗	9:	10.2	←	10:	9.7	→	Serie	92.0	Total	92.0
1:	9.7	↖																																	
2:	9.1	↖																																	
3:	9.4	↖																																	
4:	10.2	↘																																	
5:	9.7	→																																	
6:	9.5	↘																																	
7:	9.2	←																																	
8:	9.8	↗																																	
9:	10.2	←																																	
10:	9.7	→																																	
Serie	92.0																																		
Total	92.0																																		

<p>20 Skud</p>	<table style="width:100%; border-collapse: collapse;"> <tr><td style="width:10%;">11:</td><td style="width:15%;">9.8</td><td style="width:10%; text-align: center;">↖</td></tr> <tr><td>12:</td><td>9.9</td><td style="text-align: center;">↗</td></tr> <tr><td>13:</td><td>9.4</td><td style="text-align: center;">↖</td></tr> <tr><td>14:</td><td>9.5</td><td style="text-align: center;">↘</td></tr> <tr><td>15:</td><td>10.2</td><td style="text-align: center;">↘</td></tr> <tr><td>16:</td><td>9.7</td><td style="text-align: center;">↘</td></tr> <tr><td>17:</td><td>9.7</td><td style="text-align: center;">↘</td></tr> <tr><td>18:</td><td>10.4</td><td style="text-align: center;">↖</td></tr> <tr><td>19:</td><td>9.5</td><td style="text-align: center;">↘</td></tr> <tr><td>20:</td><td>8.9</td><td style="text-align: center;">↗</td></tr> </table> <table border="1" style="width:100%; border-collapse: collapse; margin-top: 5px;"> <tr> <td style="width:80%;">Serie</td> <td style="text-align: right;">91.0</td> </tr> <tr> <td>Total</td> <td style="text-align: right;">183.0</td> </tr> </table>	11:	9.8	↖	12:	9.9	↗	13:	9.4	↖	14:	9.5	↘	15:	10.2	↘	16:	9.7	↘	17:	9.7	↘	18:	10.4	↖	19:	9.5	↘	20:	8.9	↗	Serie	91.0	Total	183.0
11:	9.8	↖																																	
12:	9.9	↗																																	
13:	9.4	↖																																	
14:	9.5	↘																																	
15:	10.2	↘																																	
16:	9.7	↘																																	
17:	9.7	↘																																	
18:	10.4	↖																																	
19:	9.5	↘																																	
20:	8.9	↗																																	
Serie	91.0																																		
Total	183.0																																		

<p>Prøve</p>	<table style="width:100%; border-collapse: collapse;"> <tr><td style="width:10%;">1:</td><td style="width:20%;">9.5</td><td style="width:10%; text-align: right;">↓</td></tr> <tr><td>2:</td><td>10.0</td><td style="text-align: right;">↘</td></tr> <tr><td>3:</td><td>9.2</td><td style="text-align: right;">↖</td></tr> <tr><td>4:</td><td>*10.8</td><td style="text-align: right;">↙</td></tr> <tr><td>5:</td><td>9.9</td><td style="text-align: right;">↗</td></tr> <tr><td>6:</td><td>10.0</td><td style="text-align: right;">↘</td></tr> <tr><td>7:</td><td>*10.8</td><td style="text-align: right;">↓</td></tr> </table> <table border="1" style="width:100%; border-collapse: collapse; margin-top: 5px;"> <tr> <td style="width:80%;">Serie</td> <td style="text-align: right;">67.0</td> </tr> <tr> <td>Total</td> <td style="text-align: right;">0.0</td> </tr> </table>	1:	9.5	↓	2:	10.0	↘	3:	9.2	↖	4:	*10.8	↙	5:	9.9	↗	6:	10.0	↘	7:	*10.8	↓	Serie	67.0	Total	0.0
1:	9.5	↓																								
2:	10.0	↘																								
3:	9.2	↖																								
4:	*10.8	↙																								
5:	9.9	↗																								
6:	10.0	↘																								
7:	*10.8	↓																								
Serie	67.0																									
Total	0.0																									

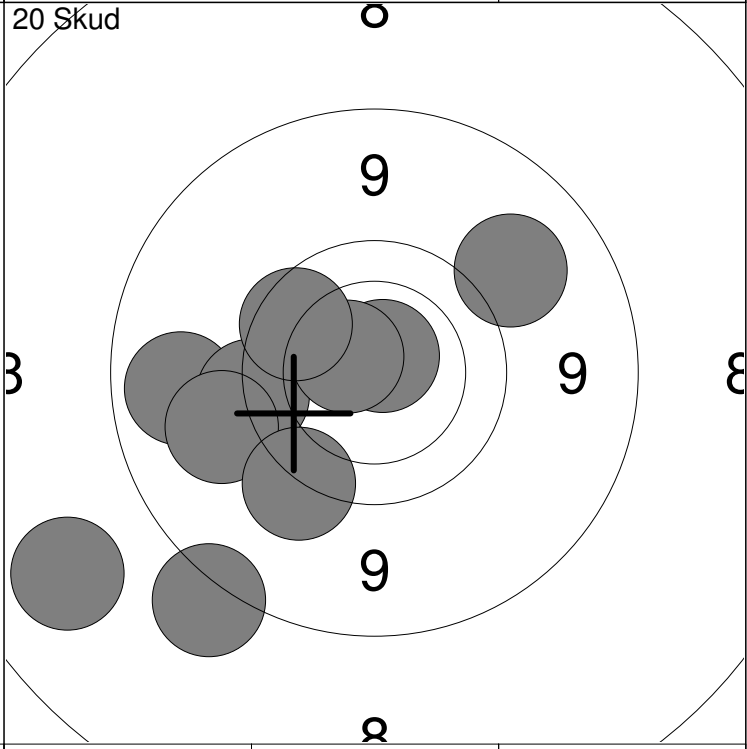
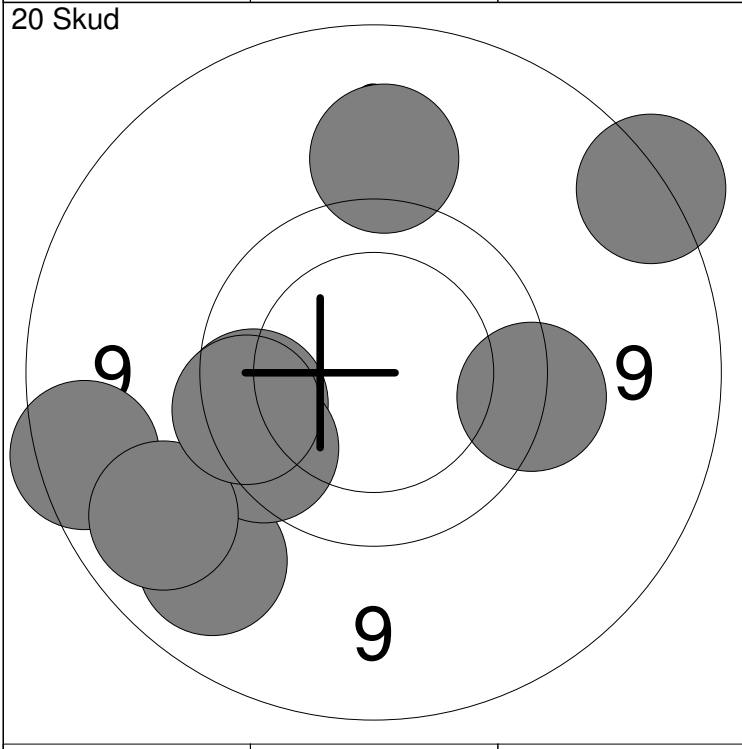
<p>20 Skud</p>	<table style="width:100%; border-collapse: collapse;"> <tr><td style="width:10%;">1:</td><td style="width:20%;">9.2</td><td style="width:10%; text-align: right;">↙</td></tr> <tr><td>2:</td><td>9.2</td><td style="text-align: right;">→</td></tr> <tr><td>3:</td><td>9.3</td><td style="text-align: right;">↙</td></tr> <tr><td>4:</td><td>10.0</td><td style="text-align: right;">↘</td></tr> <tr><td>5:</td><td>9.7</td><td style="text-align: right;">↘</td></tr> <tr><td>6:</td><td>8.7</td><td style="text-align: right;">→</td></tr> <tr><td>7:</td><td>10.3</td><td style="text-align: right;">↓</td></tr> <tr><td>8:</td><td>10.3</td><td style="text-align: right;">↖</td></tr> <tr><td>9:</td><td>10.0</td><td style="text-align: right;">→</td></tr> <tr><td>10:</td><td>9.7</td><td style="text-align: right;">↗</td></tr> </table> <table border="1" style="width:100%; border-collapse: collapse; margin-top: 5px;"> <tr> <td style="width:80%;">Serie</td> <td style="text-align: right;">93.0</td> </tr> <tr> <td>Total</td> <td style="text-align: right;">93.0</td> </tr> </table>	1:	9.2	↙	2:	9.2	→	3:	9.3	↙	4:	10.0	↘	5:	9.7	↘	6:	8.7	→	7:	10.3	↓	8:	10.3	↖	9:	10.0	→	10:	9.7	↗	Serie	93.0	Total	93.0
1:	9.2	↙																																	
2:	9.2	→																																	
3:	9.3	↙																																	
4:	10.0	↘																																	
5:	9.7	↘																																	
6:	8.7	→																																	
7:	10.3	↓																																	
8:	10.3	↖																																	
9:	10.0	→																																	
10:	9.7	↗																																	
Serie	93.0																																		
Total	93.0																																		

<p>20 Skud</p>	<table style="width:100%; border-collapse: collapse;"> <tr><td style="width:10%;">11:</td><td style="width:20%;">10.1</td><td style="width:10%; text-align: right;">↗</td></tr> <tr><td>12:</td><td>10.1</td><td style="text-align: right;">↖</td></tr> <tr><td>13:</td><td>*10.6</td><td style="text-align: right;">↑</td></tr> <tr><td>14:</td><td>*10.6</td><td style="text-align: right;">↙</td></tr> <tr><td>15:</td><td>9.8</td><td style="text-align: right;">↖</td></tr> <tr><td>16:</td><td>10.3</td><td style="text-align: right;">↘</td></tr> <tr><td>17:</td><td>10.3</td><td style="text-align: right;">↗</td></tr> <tr><td>18:</td><td>9.2</td><td style="text-align: right;">→</td></tr> <tr><td>19:</td><td>*10.7</td><td style="text-align: right;">↖</td></tr> <tr><td>20:</td><td>9.9</td><td style="text-align: right;">↗</td></tr> </table> <table border="1" style="width:100%; border-collapse: collapse; margin-top: 5px;"> <tr> <td style="width:80%;">Serie</td> <td style="text-align: right;">97.0</td> </tr> <tr> <td>Total</td> <td style="text-align: right;">190.0</td> </tr> </table>	11:	10.1	↗	12:	10.1	↖	13:	*10.6	↑	14:	*10.6	↙	15:	9.8	↖	16:	10.3	↘	17:	10.3	↗	18:	9.2	→	19:	*10.7	↖	20:	9.9	↗	Serie	97.0	Total	190.0
11:	10.1	↗																																	
12:	10.1	↖																																	
13:	*10.6	↑																																	
14:	*10.6	↙																																	
15:	9.8	↖																																	
16:	10.3	↘																																	
17:	10.3	↗																																	
18:	9.2	→																																	
19:	*10.7	↖																																	
20:	9.9	↗																																	
Serie	97.0																																		
Total	190.0																																		



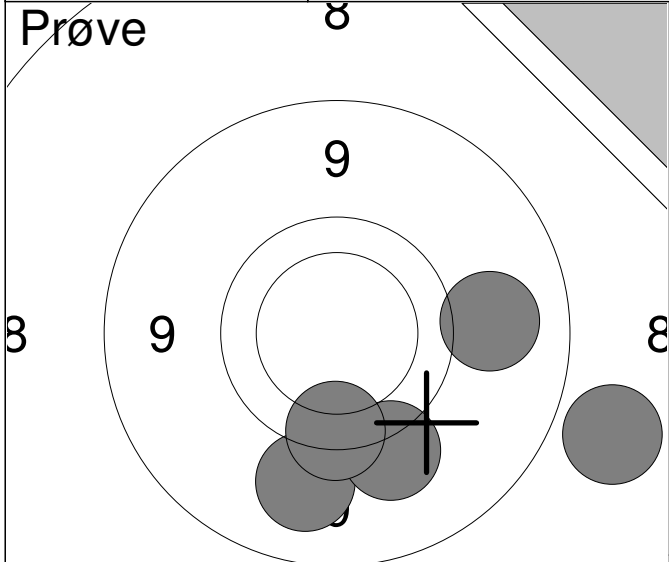
1: 8.6 ←	6: 8.8 ↗	Serie 85.0
2: 9.4 ←	7: 8.9 ↘	
3: 9.7 ↘	8: 9.7 ↗	Total 0.0
4: 8.8 ↘	9: 9.9 ↘	
5: 8.3 ←	10: 9.2 ↘	

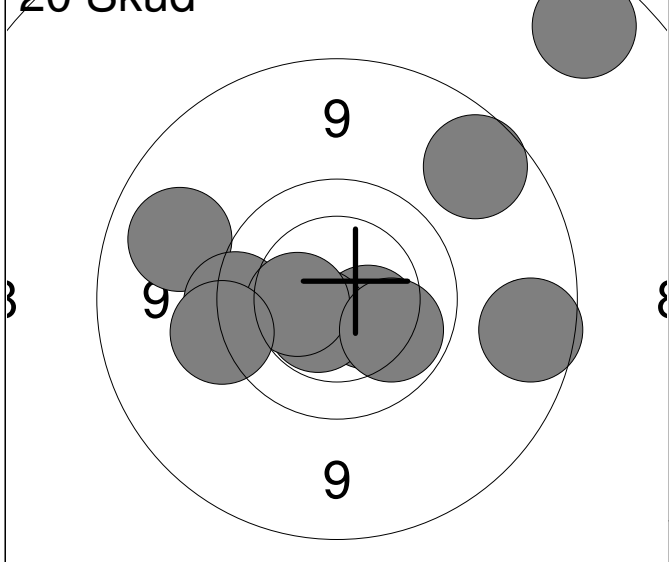
11: 10.0 ↗	Serie 19.0
12: 9.8 ←	
Total 0.0	

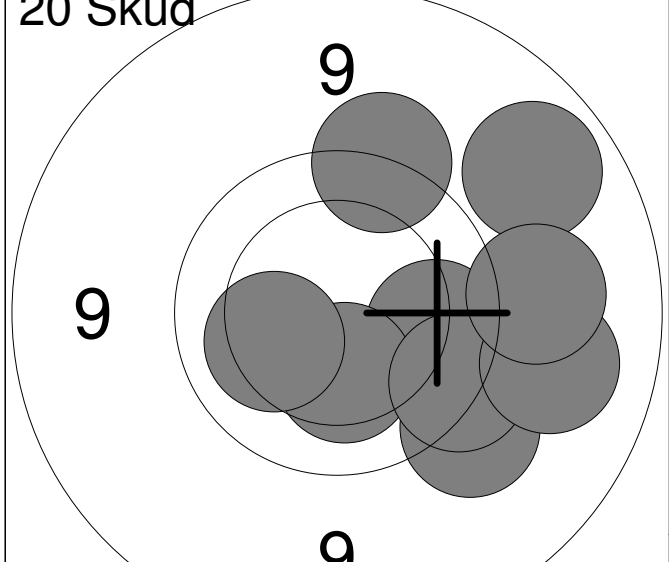


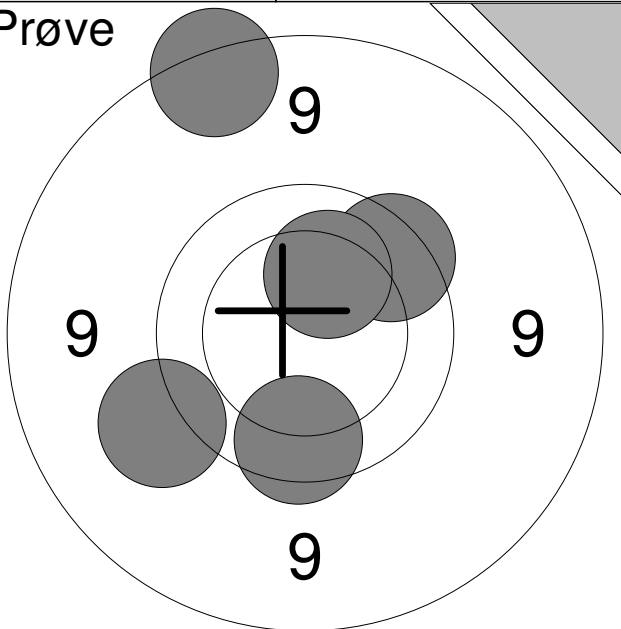
1: 9.1 ↘	6: 9.3 ↑	Serie 88.0
2: 9.7 ←	7: 9.6 →	
3: 9.8 ←	8: 9.1 ↘	Total 88.0
4: 9.8 ↘	9: 8.7 ↗	
5: 8.8 ←	10: 9.8 ←	

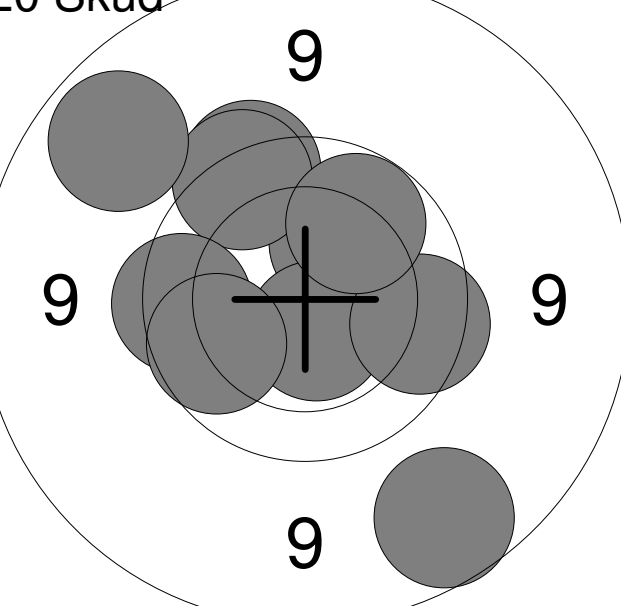
11: 8.6 ↘	16: 9.3 ←	Serie 90.0
12: *10.7 ↗	17: 8.2 ↘	
13: 9.0 ←	18: 9.2 ↗	Total 178.0
14: 9.6 ←	19: 9.5 ↘	
15: *10.5 ↘	20: 9.8 ↘	

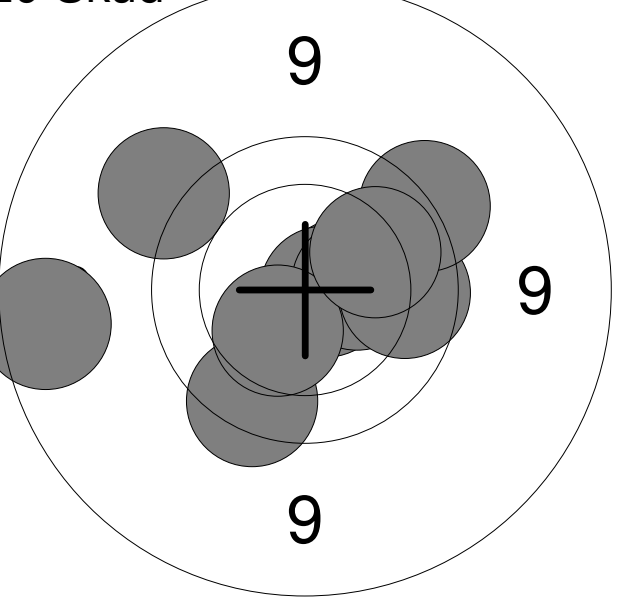
<p>Prøve</p> 	<table style="width:100%; border-collapse: collapse;"> <tr><td style="width:10%;">1:</td><td style="width:15%;">9.2</td><td style="width:10%; text-align: center;">↓</td></tr> <tr><td>2:</td><td>9.4</td><td style="text-align: center;">↓</td></tr> <tr><td>3:</td><td>9.7</td><td style="text-align: center;">↓</td></tr> <tr><td>4:</td><td>8.3</td><td style="text-align: center;">→</td></tr> <tr><td>5:</td><td>9.2</td><td style="text-align: center;">→</td></tr> </table>	1:	9.2	↓	2:	9.4	↓	3:	9.7	↓	4:	8.3	→	5:	9.2	→
1:	9.2	↓														
2:	9.4	↓														
3:	9.7	↓														
4:	8.3	→														
5:	9.2	→														
<table style="width:100%; border-collapse: collapse;"> <tr> <td style="width:10%;">Serie</td> <td style="width:80%;"></td> <td style="width:10%; text-align: right;">44.0</td> </tr> <tr> <td>Total</td> <td></td> <td style="text-align: right;">0.0</td> </tr> </table>		Serie		44.0	Total		0.0									
Serie		44.0														
Total		0.0														

<p>20 Skud</p> 	<table style="width:100%; border-collapse: collapse;"> <tr><td style="width:10%;">1:</td><td style="width:15%;">8.0</td><td style="width:10%; text-align: center;">↗</td></tr> <tr><td>2:</td><td>10.4</td><td style="text-align: center;">↓</td></tr> <tr><td>3:</td><td>9.1</td><td style="text-align: center;">↗</td></tr> <tr><td>4:</td><td>9.7</td><td style="text-align: center;">←</td></tr> <tr><td>5:</td><td>*10.5</td><td style="text-align: center;">↓</td></tr> <tr><td>6:</td><td>10.4</td><td style="text-align: center;">←</td></tr> <tr><td>7:</td><td>8.9</td><td style="text-align: center;">→</td></tr> <tr><td>8:</td><td>10.0</td><td style="text-align: center;">↓</td></tr> <tr><td>9:</td><td>9.5</td><td style="text-align: center;">←</td></tr> <tr><td>10:</td><td>8.9</td><td style="text-align: center;">↗</td></tr> </table>	1:	8.0	↗	2:	10.4	↓	3:	9.1	↗	4:	9.7	←	5:	*10.5	↓	6:	10.4	←	7:	8.9	→	8:	10.0	↓	9:	9.5	←	10:	8.9	↗
1:	8.0	↗																													
2:	10.4	↓																													
3:	9.1	↗																													
4:	9.7	←																													
5:	*10.5	↓																													
6:	10.4	←																													
7:	8.9	→																													
8:	10.0	↓																													
9:	9.5	←																													
10:	8.9	↗																													
<table style="width:100%; border-collapse: collapse;"> <tr> <td style="width:10%;">Serie</td> <td style="width:80%;"></td> <td style="width:10%; text-align: right;">91.0</td> </tr> <tr> <td>Total</td> <td></td> <td style="text-align: right;">91.0</td> </tr> </table>		Serie		91.0	Total		91.0																								
Serie		91.0																													
Total		91.0																													

<p>20 Skud</p> 	<table style="width:100%; border-collapse: collapse;"> <tr><td style="width:10%;">11:</td><td style="width:15%;">9.5</td><td style="width:10%; text-align: center;">↓</td></tr> <tr><td>12:</td><td>9.4</td><td style="text-align: center;">↓</td></tr> <tr><td>13:</td><td>9.9</td><td style="text-align: center;">→</td></tr> <tr><td>14:</td><td>10.3</td><td style="text-align: center;">↓</td></tr> <tr><td>15:</td><td>9.7</td><td style="text-align: center;">↓</td></tr> <tr><td>16:</td><td>9.2</td><td style="text-align: center;">→</td></tr> <tr><td>17:</td><td>9.0</td><td style="text-align: center;">↗</td></tr> <tr><td>18:</td><td>9.3</td><td style="text-align: center;">→</td></tr> <tr><td>19:</td><td>9.6</td><td style="text-align: center;">↗</td></tr> <tr><td>20:</td><td>10.2</td><td style="text-align: center;">←</td></tr> </table>	11:	9.5	↓	12:	9.4	↓	13:	9.9	→	14:	10.3	↓	15:	9.7	↓	16:	9.2	→	17:	9.0	↗	18:	9.3	→	19:	9.6	↗	20:	10.2	←
11:	9.5	↓																													
12:	9.4	↓																													
13:	9.9	→																													
14:	10.3	↓																													
15:	9.7	↓																													
16:	9.2	→																													
17:	9.0	↗																													
18:	9.3	→																													
19:	9.6	↗																													
20:	10.2	←																													
<table style="width:100%; border-collapse: collapse;"> <tr> <td style="width:10%;">Serie</td> <td style="width:80%;"></td> <td style="width:10%; text-align: right;">92.0</td> </tr> <tr> <td>Total</td> <td></td> <td style="text-align: right;">183.0</td> </tr> </table>		Serie		92.0	Total		183.0																								
Serie		92.0																													
Total		183.0																													

<p>Prøve</p> 	<table style="width:100%; border-collapse: collapse;"> <tr><td style="width:10%;">1:</td><td style="width:15%;">9.4</td><td style="width:10%; text-align: right;">↙</td></tr> <tr><td>2:</td><td>9.7</td><td style="text-align: right;">↗</td></tr> <tr><td>3:</td><td>9.8</td><td style="text-align: right;">↓</td></tr> <tr><td>4:</td><td>8.8</td><td style="text-align: right;">↖</td></tr> <tr><td>5:</td><td>10.2</td><td style="text-align: right;">↗</td></tr> </table> <table border="1" style="width:100%; border-collapse: collapse; margin-top: 5px;"> <tr> <td style="width:80%;">Serie</td> <td style="text-align: right;">45.0</td> </tr> <tr> <td>Total</td> <td style="text-align: right;">0.0</td> </tr> </table>	1:	9.4	↙	2:	9.7	↗	3:	9.8	↓	4:	8.8	↖	5:	10.2	↗	Serie	45.0	Total	0.0
1:	9.4	↙																		
2:	9.7	↗																		
3:	9.8	↓																		
4:	8.8	↖																		
5:	10.2	↗																		
Serie	45.0																			
Total	0.0																			

<p>20 Skud</p> 	<table style="width:100%; border-collapse: collapse;"> <tr><td style="width:10%;">1:</td><td style="width:15%;">9.7</td><td style="width:10%; text-align: right;">↖</td></tr> <tr><td>2:</td><td>10.2</td><td style="text-align: right;">↗</td></tr> <tr><td>3:</td><td>9.7</td><td style="text-align: right;">↗</td></tr> <tr><td>4:</td><td>9.0</td><td style="text-align: right;">↗</td></tr> <tr><td>5:</td><td>*10.6</td><td style="text-align: right;">↓</td></tr> <tr><td>6:</td><td>9.8</td><td style="text-align: right;">→</td></tr> <tr><td>7:</td><td>10.0</td><td style="text-align: right;">↗</td></tr> <tr><td>8:</td><td>8.9</td><td style="text-align: right;">↓</td></tr> <tr><td>9:</td><td>9.8</td><td style="text-align: right;">←</td></tr> <tr><td>10:</td><td>9.9</td><td style="text-align: right;">↙</td></tr> </table> <table border="1" style="width:100%; border-collapse: collapse; margin-top: 5px;"> <tr> <td style="width:80%;">Serie</td> <td style="text-align: right;">92.0</td> </tr> <tr> <td>Total</td> <td style="text-align: right;">92.0</td> </tr> </table>	1:	9.7	↖	2:	10.2	↗	3:	9.7	↗	4:	9.0	↗	5:	*10.6	↓	6:	9.8	→	7:	10.0	↗	8:	8.9	↓	9:	9.8	←	10:	9.9	↙	Serie	92.0	Total	92.0
1:	9.7	↖																																	
2:	10.2	↗																																	
3:	9.7	↗																																	
4:	9.0	↗																																	
5:	*10.6	↓																																	
6:	9.8	→																																	
7:	10.0	↗																																	
8:	8.9	↓																																	
9:	9.8	←																																	
10:	9.9	↙																																	
Serie	92.0																																		
Total	92.0																																		

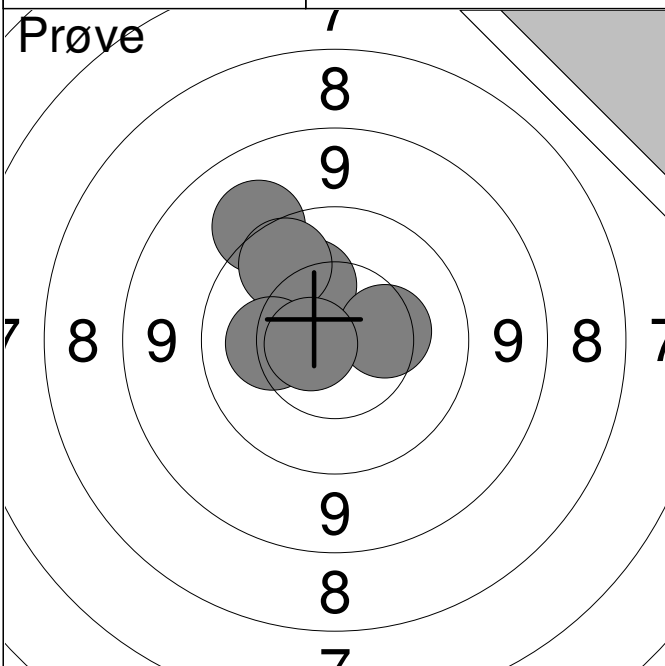
<p>20 Skud</p> 	<table style="width:100%; border-collapse: collapse;"> <tr><td style="width:10%;">11:</td><td style="width:15%;">*10.5</td><td style="width:10%; text-align: right;">→</td></tr> <tr><td>12:</td><td>8.9</td><td style="text-align: right;">←</td></tr> <tr><td>13:</td><td>*10.7</td><td style="text-align: right;">→</td></tr> <tr><td>14:</td><td>9.4</td><td style="text-align: right;">↗</td></tr> <tr><td>15:</td><td>10.3</td><td style="text-align: right;">→</td></tr> <tr><td>16:</td><td>9.9</td><td style="text-align: right;">→</td></tr> <tr><td>17:</td><td>9.7</td><td style="text-align: right;">↙</td></tr> <tr><td>18:</td><td>9.6</td><td style="text-align: right;">↗</td></tr> <tr><td>19:</td><td>10.4</td><td style="text-align: right;">↙</td></tr> <tr><td>20:</td><td>10.0</td><td style="text-align: right;">↗</td></tr> </table> <table border="1" style="width:100%; border-collapse: collapse; margin-top: 5px;"> <tr> <td style="width:80%;">Serie</td> <td style="text-align: right;">94.0</td> </tr> <tr> <td>Total</td> <td style="text-align: right;">186.0</td> </tr> </table>	11:	*10.5	→	12:	8.9	←	13:	*10.7	→	14:	9.4	↗	15:	10.3	→	16:	9.9	→	17:	9.7	↙	18:	9.6	↗	19:	10.4	↙	20:	10.0	↗	Serie	94.0	Total	186.0
11:	*10.5	→																																	
12:	8.9	←																																	
13:	*10.7	→																																	
14:	9.4	↗																																	
15:	10.3	→																																	
16:	9.9	→																																	
17:	9.7	↙																																	
18:	9.6	↗																																	
19:	10.4	↙																																	
20:	10.0	↗																																	
Serie	94.0																																		
Total	186.0																																		

Hold
14Skive
2**Rikke Jøker**

Skørping Skytteforening

MÅ2

Prøve

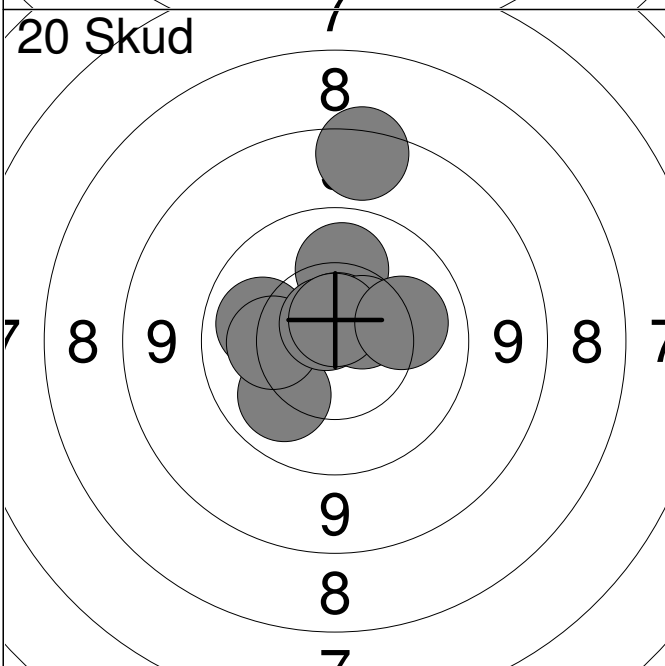


1:	9.3	↗
2:	10.3	↗
3:	9.9	↗
4:	10.4	→
5:	10.2	←
6:	*10.7	←

Serie 58.0

Total 0.0

20 Skud

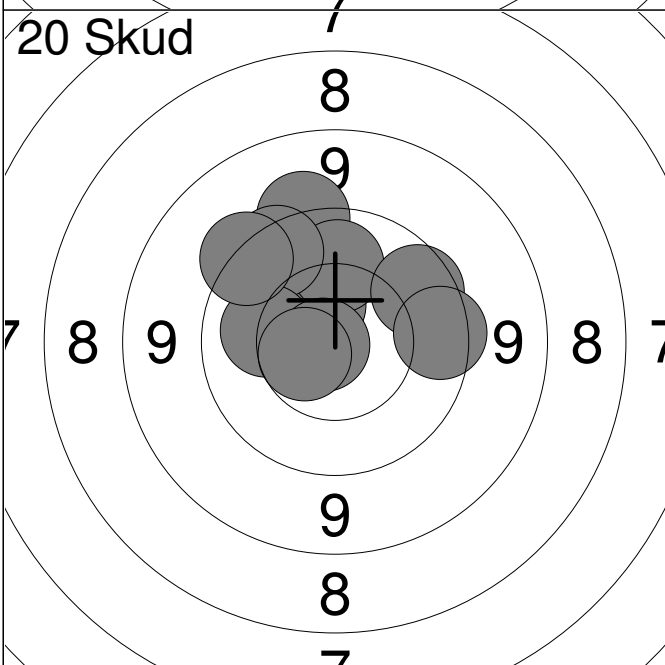


1:	10.1	←
2:	10.1	↑
3:	10.1	↙
4:	8.6	↑
5:	10.2	←
6:	*10.7	↖
7:	*10.7	↑
8:	10.6	↗
9:	*10.7	↑
10:	10.1	→

Serie 98.0

Total 98.0

20 Skud



11:	10.5	↖
12:	9.4	↑
13:	10.1	↑
14:	9.7	↖
15:	9.8	↗
16:	9.7	→
17:	10.2	←
18:	9.5	↖
19:	*10.8	←
20:	10.6	←

Serie 95.0

Total 193.0

Hold
14

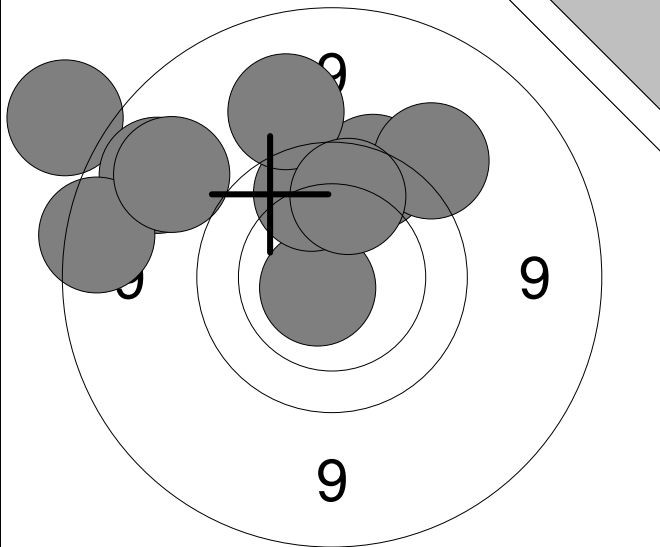
Skive
3

Flemming Rosengren Ochsendorf

Mou & Omegns Skf.

ÅK3

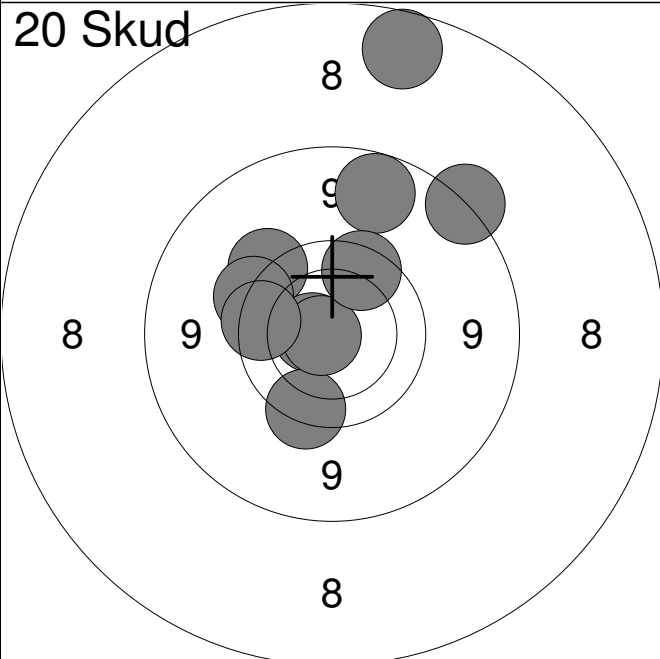
Prøve



1:	*10.7	↙
2:	9.9	↑
3:	9.7	↗
4:	8.5	↗
5:	9.0	↗
6:	9.4	↗
7:	9.2	↑
8:	9.9	↑
9:	8.8	↙
10:	9.1	↗

Serie	89.0
Total	0.0

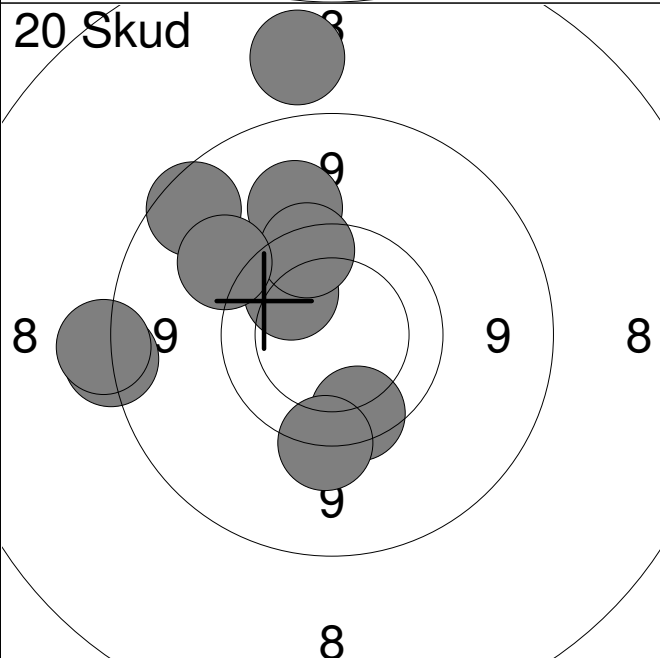
20 Skud



1:	9.5	↗
2:	9.6	↗
3:	7.9	↑
4:	*10.6	↙
5:	9.0	↑
6:	9.7	↘
7:	*10.7	↙
8:	9.8	↑
9:	8.7	↗
10:	9.7	↙

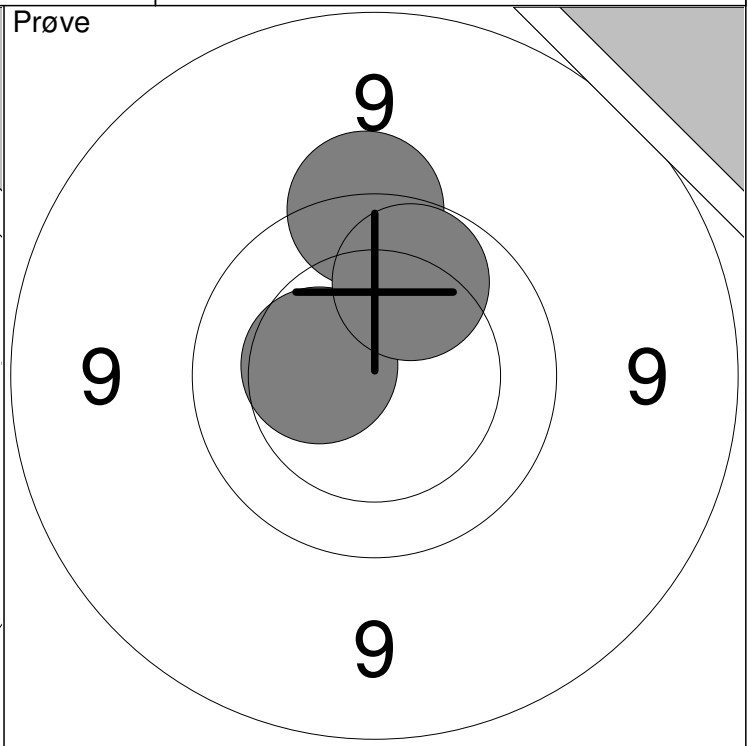
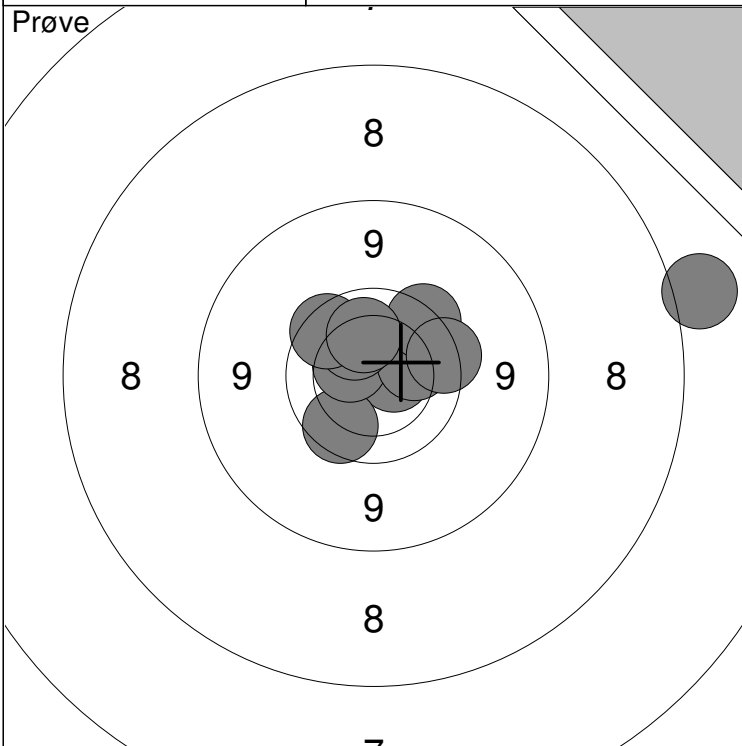
Serie	89.0
Total	89.0

20 Skud



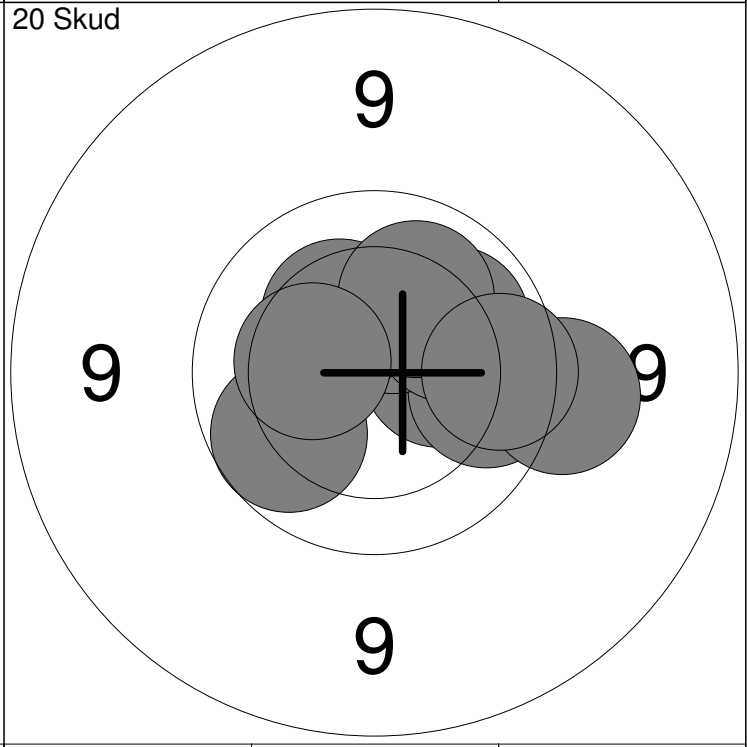
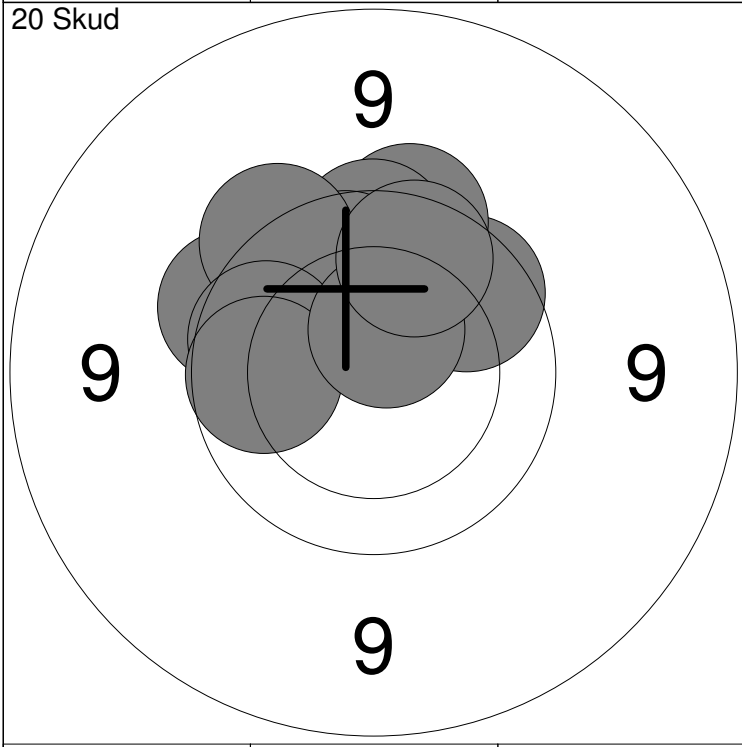
11:	9.3	↑
12:	9.8	↘
13:	10.0	↗
14:	9.7	↑
15:	8.7	↙
16:	9.5	↘
17:	8.9	↗
18:	9.4	↗
19:	8.3	↑
20:	8.6	↙

Serie	87.0
Total	176.0



1: 7.5 →	6: 10.2 ↖	Serie	93.0
2: *10.5 →	7: 9.7 ↗		
3: 9.8 ↘	8: 9.8 ↖	Total	0.0
4: 10.4 ↖	9: 9.7 →		
5: 10.1 →	10: 10.1 ↖		

11: 9.6 ↖	Serie	29.0
12: 10.4 ↖		
13: 10.0 ↖	Total	0.0



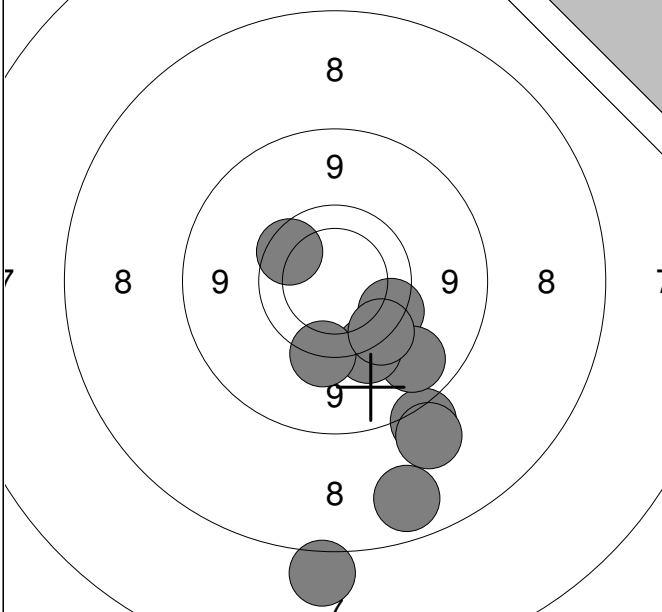
1: 9.7 ↖	6: 9.6 ↖	Serie	91.0
2: 9.8 ↗	7: 9.9 ↖		
3: 9.7 ↖	8: 9.9 ↖	Total	91.0
4: 9.8 ↖	9: *10.5 ↖		
5: 9.9 ↖	10: 9.9 ↖		

11: 9.9 ↖	16: 10.1 ↗	Serie	96.0
12: 10.3 →	17: 10.1 ↖		
13: 9.9 →	18: 9.5 →	Total	187.0
14: 10.4 ↖	19: 9.8 →		
15: 10.3 ↖	20: 10.3 ↖		

Hold
14Skive
5**Allan Pallisgaard**

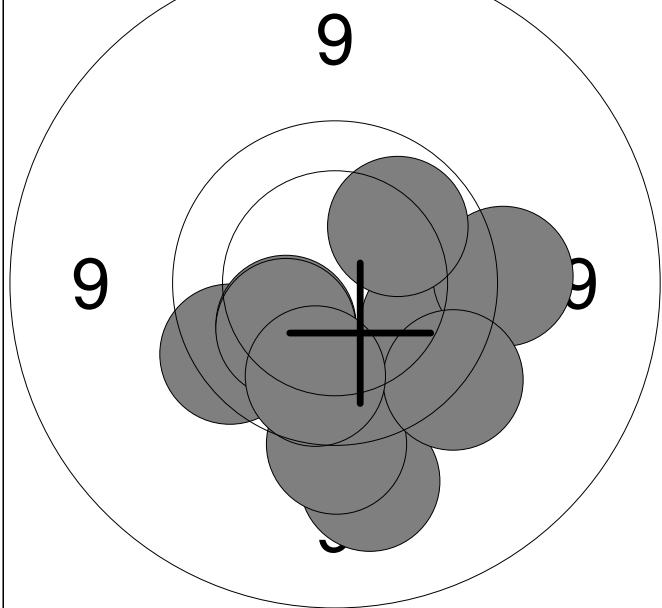
Mou & Omegns Skf.

ÅK2

Prøve

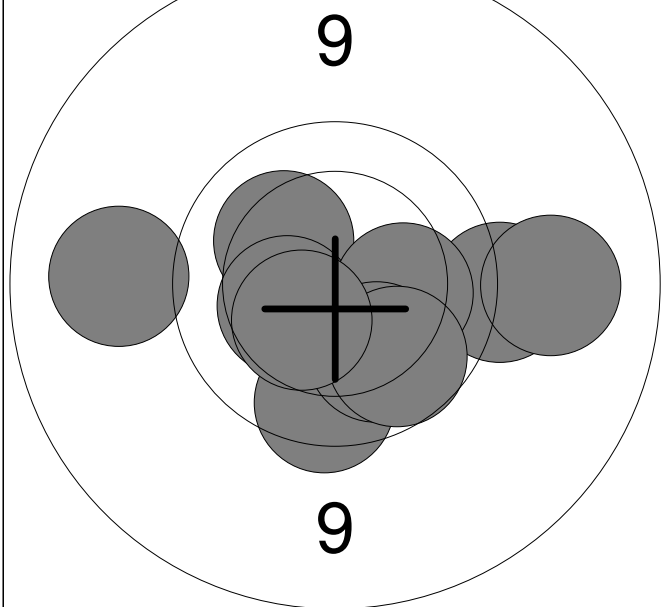
1:	7.5	↓
2:	8.6	↓
3:	8.4	↓
4:	8.0	↓
5:	9.7	↓
6:	9.1	↓
7:	9.8	↗
8:	9.5	↓
9:	9.6	↓
10:	9.6	↓

Serie	85.0
Total	0.0

20 Skud

1:	9.7	↙
2:	10.3	↙
3:	9.9	→
4:	10.2	↙
5:	9.5	→
6:	10.0	↗
7:	9.3	↓
8:	9.5	↓
9:	9.6	↓
10:	9.9	↓

Serie	93.0
Total	93.0

20 Skud

11:	10.2	↗
12:	9.8	↓
13:	9.5	→
14:	10.4	↙
15:	10.2	→
16:	10.1	↙
17:	9.2	→
18:	9.9	↙
19:	9.2	←
20:	10.4	↙

Serie	95.0
Total	188.0

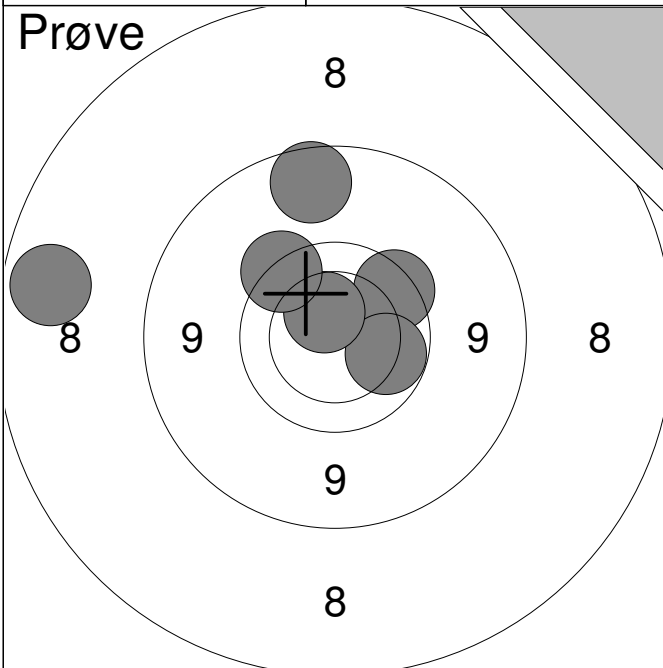
Hold
14

Skive
6

Charlotte Pallisgaard

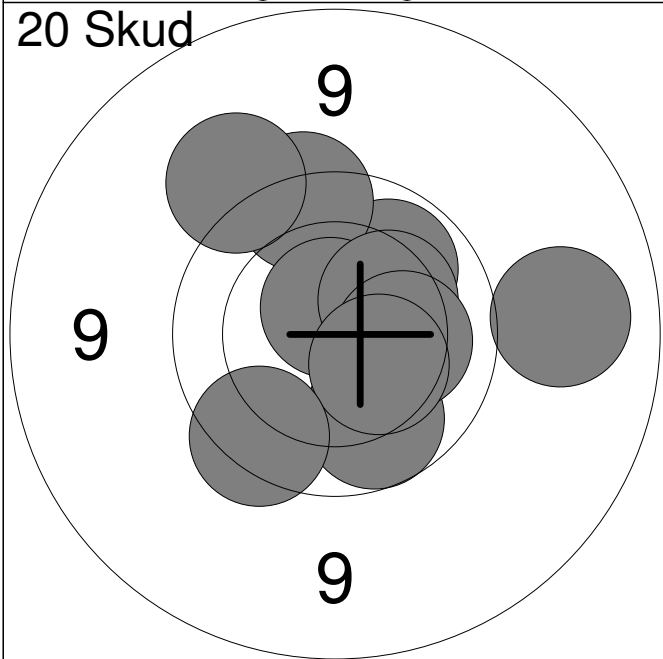
Mou & Omegns Skf.

ÅK3



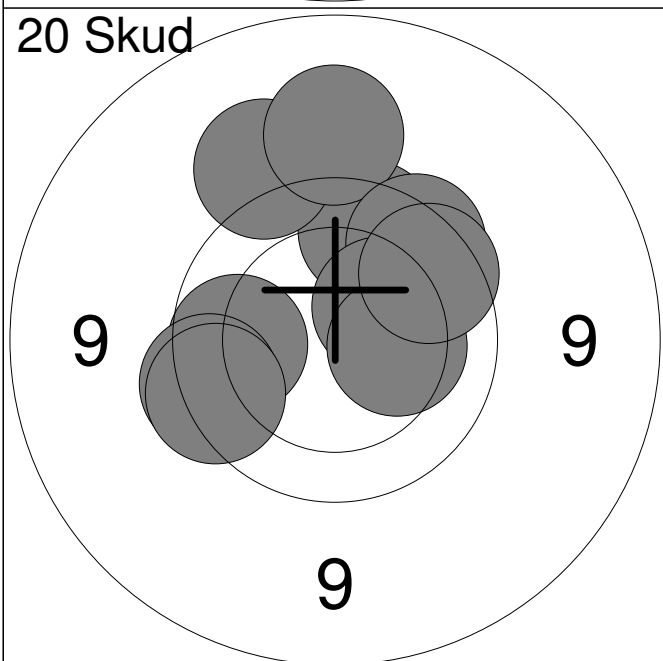
1:	8.9	↑
2:	9.7	↗
3:	10.0	→
4:	8.0	←
5:	10.5	↗
6:	9.6	↗

Serie	54.0
Total	0.0



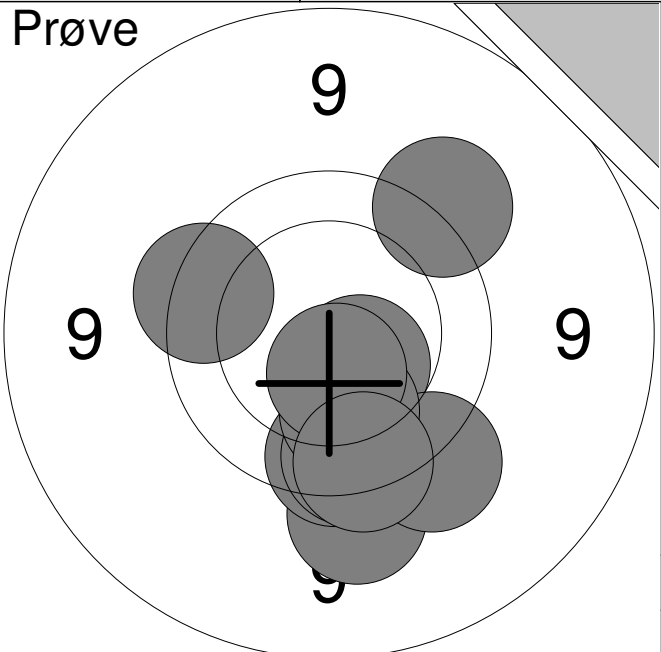
1:	10.0	↗
2:	9.9	↘
3:	9.7	↑
4:	9.1	→
5:	*10.7	↑
6:	9.4	↗
7:	10.3	↗
8:	10.2	→
9:	10.4	↘
10:	9.7	↘

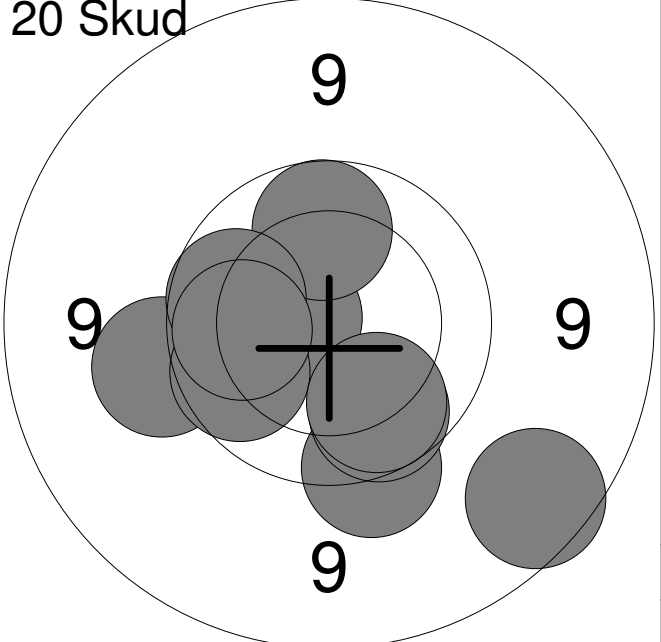
Serie	95.0
Total	95.0

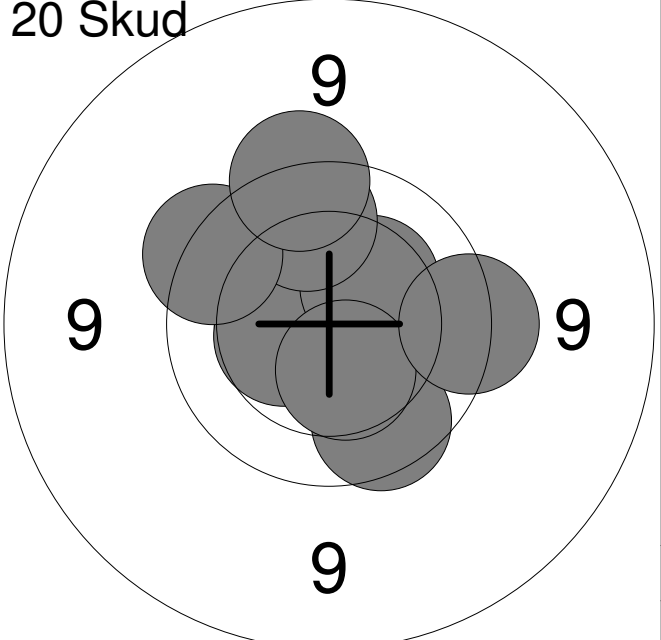


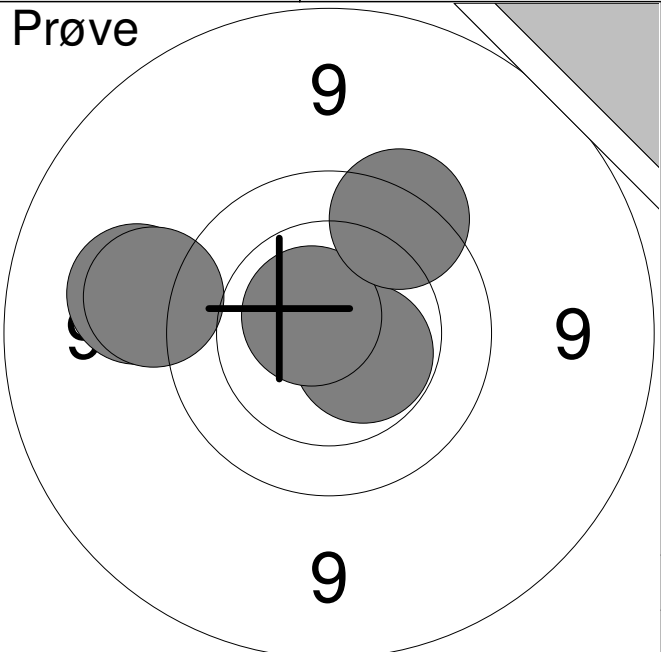
11:	9.9	←
12:	9.7	←
13:	9.8	↑
14:	9.4	↑
15:	9.3	↑
16:	9.7	↗
17:	10.3	↗
18:	9.7	←
19:	10.3	→
20:	9.8	↗

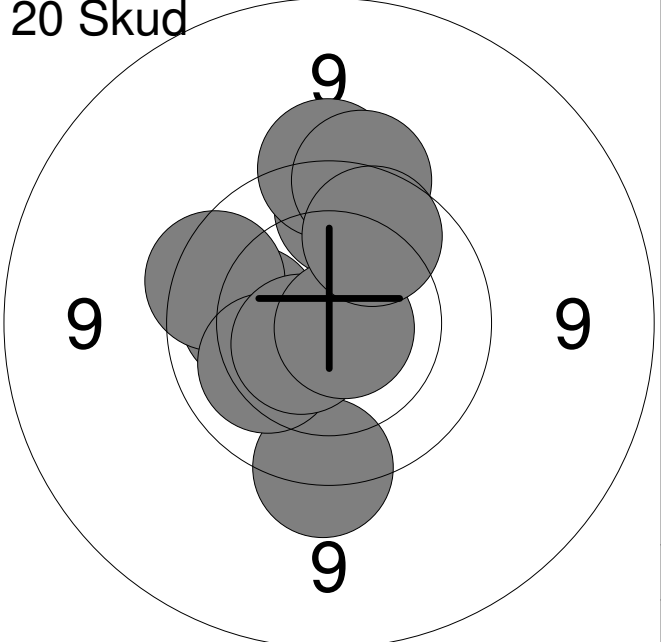
Serie	92.0
Total	187.0

<p>Prøve</p> 	<table style="width:100%; border-collapse: collapse;"> <tr><td>1:</td><td>9.7</td><td>↖</td></tr> <tr><td>2:</td><td>9.4</td><td>↓</td></tr> <tr><td>3:</td><td>10.5</td><td>↓</td></tr> <tr><td>4:</td><td>9.8</td><td>↓</td></tr> <tr><td>5:</td><td>9.8</td><td>↓</td></tr> <tr><td>6:</td><td>9.5</td><td>↓</td></tr> <tr><td>7:</td><td>9.5</td><td>↗</td></tr> <tr><td>8:</td><td>10.1</td><td>↓</td></tr> <tr><td>9:</td><td>*10.5</td><td>↓</td></tr> <tr><td>10:</td><td>9.7</td><td>↓</td></tr> <tr style="border-top: 1px solid black;"><td colspan="2">Serie</td><td>93.0</td></tr> <tr><td colspan="2">Total</td><td>0.0</td></tr> </table>	1:	9.7	↖	2:	9.4	↓	3:	10.5	↓	4:	9.8	↓	5:	9.8	↓	6:	9.5	↓	7:	9.5	↗	8:	10.1	↓	9:	*10.5	↓	10:	9.7	↓	Serie		93.0	Total		0.0
1:	9.7	↖																																			
2:	9.4	↓																																			
3:	10.5	↓																																			
4:	9.8	↓																																			
5:	9.8	↓																																			
6:	9.5	↓																																			
7:	9.5	↗																																			
8:	10.1	↓																																			
9:	*10.5	↓																																			
10:	9.7	↓																																			
Serie		93.0																																			
Total		0.0																																			

<p>20 Skud</p> 	<table style="width:100%; border-collapse: collapse;"> <tr><td>1:</td><td>*10.5</td><td>↖</td></tr> <tr><td>2:</td><td>9.9</td><td>↑</td></tr> <tr><td>3:</td><td>9.5</td><td>↖</td></tr> <tr><td>4:</td><td>8.9</td><td>↓</td></tr> <tr><td>5:</td><td>9.9</td><td>↗</td></tr> <tr><td>6:</td><td>9.6</td><td>↓</td></tr> <tr><td>7:</td><td>9.9</td><td>↓</td></tr> <tr><td>8:</td><td>9.9</td><td>↖</td></tr> <tr><td>9:</td><td>9.9</td><td>↓</td></tr> <tr><td>10:</td><td>10.0</td><td>↖</td></tr> <tr style="border-top: 1px solid black;"><td colspan="2">Serie</td><td>91.0</td></tr> <tr><td colspan="2">Total</td><td>91.0</td></tr> </table>	1:	*10.5	↖	2:	9.9	↑	3:	9.5	↖	4:	8.9	↓	5:	9.9	↗	6:	9.6	↓	7:	9.9	↓	8:	9.9	↖	9:	9.9	↓	10:	10.0	↖	Serie		91.0	Total		91.0
1:	*10.5	↖																																			
2:	9.9	↑																																			
3:	9.5	↖																																			
4:	8.9	↓																																			
5:	9.9	↗																																			
6:	9.6	↓																																			
7:	9.9	↓																																			
8:	9.9	↖																																			
9:	9.9	↓																																			
10:	10.0	↖																																			
Serie		91.0																																			
Total		91.0																																			

<p>20 Skud</p> 	<table style="width:100%; border-collapse: collapse;"> <tr><td>11:</td><td>10.4</td><td>↓</td></tr> <tr><td>12:</td><td>10.5</td><td>↖</td></tr> <tr><td>13:</td><td>10.4</td><td>↖</td></tr> <tr><td>14:</td><td>10.3</td><td>↗</td></tr> <tr><td>15:</td><td>9.8</td><td>↓</td></tr> <tr><td>16:</td><td>10.4</td><td>↓</td></tr> <tr><td>17:</td><td>9.9</td><td>↗</td></tr> <tr><td>18:</td><td>9.7</td><td>↗</td></tr> <tr><td>19:</td><td>9.6</td><td>↗</td></tr> <tr><td>20:</td><td>9.7</td><td>→</td></tr> <tr style="border-top: 1px solid black;"><td colspan="2">Serie</td><td>95.0</td></tr> <tr><td colspan="2">Total</td><td>186.0</td></tr> </table>	11:	10.4	↓	12:	10.5	↖	13:	10.4	↖	14:	10.3	↗	15:	9.8	↓	16:	10.4	↓	17:	9.9	↗	18:	9.7	↗	19:	9.6	↗	20:	9.7	→	Serie		95.0	Total		186.0
11:	10.4	↓																																			
12:	10.5	↖																																			
13:	10.4	↖																																			
14:	10.3	↗																																			
15:	9.8	↓																																			
16:	10.4	↓																																			
17:	9.9	↗																																			
18:	9.7	↗																																			
19:	9.6	↗																																			
20:	9.7	→																																			
Serie		95.0																																			
Total		186.0																																			

<p>Prøve</p> 	<table style="width:100%; border-collapse: collapse;"> <tr><td style="text-align: right;">1:</td><td style="text-align: right;">*10.5</td><td style="text-align: right;">↘</td></tr> <tr><td style="text-align: right;">2:</td><td style="text-align: right;">9.3</td><td style="text-align: right;">↗</td></tr> <tr><td style="text-align: right;">3:</td><td style="text-align: right;">9.4</td><td style="text-align: right;">↗</td></tr> <tr><td style="text-align: right;">4:</td><td style="text-align: right;">*10.7</td><td style="text-align: right;">↗</td></tr> <tr><td style="text-align: right;">5:</td><td style="text-align: right;">9.7</td><td style="text-align: right;">↗</td></tr> <tr><td colspan="3"><hr/></td></tr> <tr><td style="text-align: right;">Serie</td><td></td><td style="text-align: right;">47.0</td></tr> <tr><td style="text-align: right;">Total</td><td></td><td style="text-align: right;">0.0</td></tr> </table>	1:	*10.5	↘	2:	9.3	↗	3:	9.4	↗	4:	*10.7	↗	5:	9.7	↗	<hr/>			Serie		47.0	Total		0.0
1:	*10.5	↘																							
2:	9.3	↗																							
3:	9.4	↗																							
4:	*10.7	↗																							
5:	9.7	↗																							
<hr/>																									
Serie		47.0																							
Total		0.0																							

<p>20 Skud</p> 	<table style="width:100%; border-collapse: collapse;"> <tr><td style="text-align: right;">1:</td><td style="text-align: right;">9.6</td><td style="text-align: right;">↓</td></tr> <tr><td style="text-align: right;">2:</td><td style="text-align: right;">9.8</td><td style="text-align: right;">↑</td></tr> <tr><td style="text-align: right;">3:</td><td style="text-align: right;">10.1</td><td style="text-align: right;">←</td></tr> <tr><td style="text-align: right;">4:</td><td style="text-align: right;">9.8</td><td style="text-align: right;">↖</td></tr> <tr><td style="text-align: right;">5:</td><td style="text-align: right;">9.6</td><td style="text-align: right;">↑</td></tr> <tr><td style="text-align: right;">6:</td><td style="text-align: right;">9.6</td><td style="text-align: right;">↑</td></tr> <tr><td style="text-align: right;">7:</td><td style="text-align: right;">10.2</td><td style="text-align: right;">↖</td></tr> <tr><td style="text-align: right;">8:</td><td style="text-align: right;">*10.6</td><td style="text-align: right;">↖</td></tr> <tr><td style="text-align: right;">9:</td><td style="text-align: right;">*10.8</td><td style="text-align: right;">→</td></tr> <tr><td style="text-align: right;">10:</td><td style="text-align: right;">9.9</td><td style="text-align: right;">↗</td></tr> <tr><td colspan="3"><hr/></td></tr> <tr><td style="text-align: right;">Serie</td><td></td><td style="text-align: right;">94.0</td></tr> <tr><td style="text-align: right;">Total</td><td></td><td style="text-align: right;">94.0</td></tr> </table>	1:	9.6	↓	2:	9.8	↑	3:	10.1	←	4:	9.8	↖	5:	9.6	↑	6:	9.6	↑	7:	10.2	↖	8:	*10.6	↖	9:	*10.8	→	10:	9.9	↗	<hr/>			Serie		94.0	Total		94.0
1:	9.6	↓																																						
2:	9.8	↑																																						
3:	10.1	←																																						
4:	9.8	↖																																						
5:	9.6	↑																																						
6:	9.6	↑																																						
7:	10.2	↖																																						
8:	*10.6	↖																																						
9:	*10.8	→																																						
10:	9.9	↗																																						
<hr/>																																								
Serie		94.0																																						
Total		94.0																																						

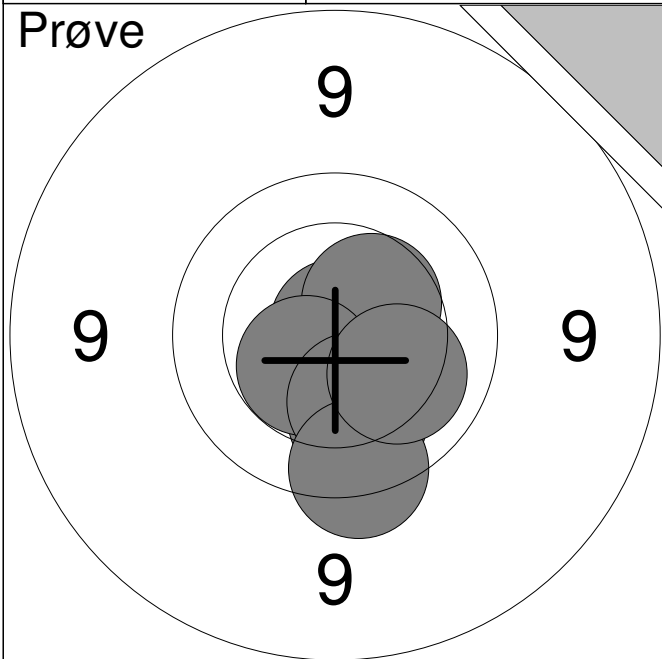
<p>20 Skud</p> 	<table style="width:100%; border-collapse: collapse;"> <tr><td style="text-align: right;">11:</td><td style="text-align: right;">10.0</td><td style="text-align: right;">↘</td></tr> <tr><td style="text-align: right;">12:</td><td style="text-align: right;">9.5</td><td style="text-align: right;">↗</td></tr> <tr><td style="text-align: right;">13:</td><td style="text-align: right;">9.2</td><td style="text-align: right;">←</td></tr> <tr><td style="text-align: right;">14:</td><td style="text-align: right;">10.1</td><td style="text-align: right;">↗</td></tr> <tr><td style="text-align: right;">15:</td><td style="text-align: right;">10.4</td><td style="text-align: right;">↗</td></tr> <tr><td style="text-align: right;">16:</td><td style="text-align: right;">10.5</td><td style="text-align: right;">↗</td></tr> <tr><td style="text-align: right;">17:</td><td style="text-align: right;">9.4</td><td style="text-align: right;">↗</td></tr> <tr><td style="text-align: right;">18:</td><td style="text-align: right;">9.7</td><td style="text-align: right;">↖</td></tr> <tr><td style="text-align: right;">19:</td><td style="text-align: right;">8.8</td><td style="text-align: right;">↗</td></tr> <tr><td style="text-align: right;">20:</td><td style="text-align: right;">10.1</td><td style="text-align: right;">↗</td></tr> <tr><td colspan="3"><hr/></td></tr> <tr><td style="text-align: right;">Serie</td><td></td><td style="text-align: right;">94.0</td></tr> <tr><td style="text-align: right;">Total</td><td></td><td style="text-align: right;">188.0</td></tr> </table>	11:	10.0	↘	12:	9.5	↗	13:	9.2	←	14:	10.1	↗	15:	10.4	↗	16:	10.5	↗	17:	9.4	↗	18:	9.7	↖	19:	8.8	↗	20:	10.1	↗	<hr/>			Serie		94.0	Total		188.0
11:	10.0	↘																																						
12:	9.5	↗																																						
13:	9.2	←																																						
14:	10.1	↗																																						
15:	10.4	↗																																						
16:	10.5	↗																																						
17:	9.4	↗																																						
18:	9.7	↖																																						
19:	8.8	↗																																						
20:	10.1	↗																																						
<hr/>																																								
Serie		94.0																																						
Total		188.0																																						

Hold
14Skive
9**Martin Toft Steen**

Skørping Skytteforening

MB2

Prøve

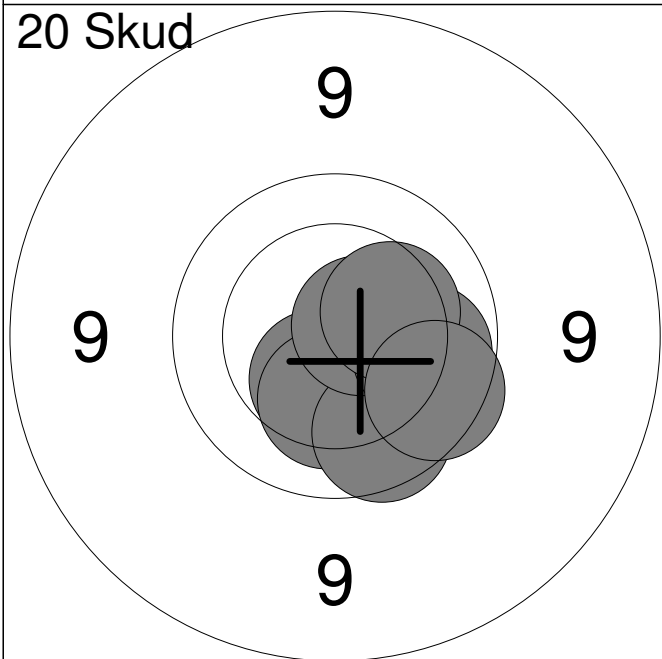


1:	10.0	↓
2:	*10.5	→
3:	*10.9	↗
4:	10.4	↗
5:	*10.5	↖
6:	10.2	↓
7:	9.7	↓
8:	10.2	↓

Serie 79.0

Total 0.0

20 Skud

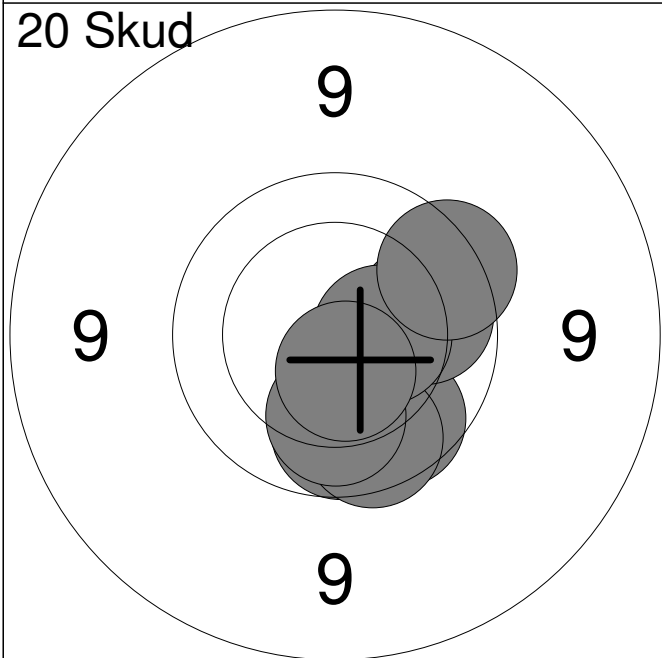


1:	10.1	→
2:	10.3	↓
3:	10.5	↓
4:	10.3	↓
5:	10.2	→
6:	9.9	↓
7:	*10.6	↗
8:	10.0	→
9:	10.3	↗
10:	9.8	↓

Serie 98.0

Total 98.0

20 Skud



11:	10.2	↓
12:	9.9	↓
13:	9.9	↓
14:	9.9	↓
15:	9.8	↓
16:	10.1	↓
17:	10.0	→
18:	10.4	→
19:	*10.5	↓
20:	9.7	↗

Serie 95.0

Total 193.0

<p>Prøve</p>	<table style="width:100%; border-collapse: collapse;"> <tr><td style="text-align: right;">1:</td><td style="text-align: right;">9.9</td><td style="text-align: right;">↗</td></tr> <tr><td style="text-align: right;">2:</td><td style="text-align: right;">10.5</td><td style="text-align: right;">↑</td></tr> <tr><td style="text-align: right;">3:</td><td style="text-align: right;">*10.9</td><td style="text-align: right;">↗</td></tr> <tr><td style="text-align: right;">4:</td><td style="text-align: right;">*10.5</td><td style="text-align: right;">↑</td></tr> <tr><td style="text-align: right;">5:</td><td style="text-align: right;">10.1</td><td style="text-align: right;">↗</td></tr> </table> <table border="1" style="width:100%; border-collapse: collapse; margin-top: 10px;"> <tr> <td style="width:80%;">Serie</td> <td style="text-align: right;">49.0</td> </tr> <tr> <td>Total</td> <td style="text-align: right;">0.0</td> </tr> </table>	1:	9.9	↗	2:	10.5	↑	3:	*10.9	↗	4:	*10.5	↑	5:	10.1	↗	Serie	49.0	Total	0.0
1:	9.9	↗																		
2:	10.5	↑																		
3:	*10.9	↗																		
4:	*10.5	↑																		
5:	10.1	↗																		
Serie	49.0																			
Total	0.0																			

<p>20 Skud</p>	<table style="width:100%; border-collapse: collapse;"> <tr><td style="text-align: right;">1:</td><td style="text-align: right;">10.2</td><td style="text-align: right;">↗</td></tr> <tr><td style="text-align: right;">2:</td><td style="text-align: right;">9.9</td><td style="text-align: right;">→</td></tr> <tr><td style="text-align: right;">3:</td><td style="text-align: right;">10.4</td><td style="text-align: right;">↑</td></tr> <tr><td style="text-align: right;">4:</td><td style="text-align: right;">10.4</td><td style="text-align: right;">↗</td></tr> <tr><td style="text-align: right;">5:</td><td style="text-align: right;">10.4</td><td style="text-align: right;">←</td></tr> <tr><td style="text-align: right;">6:</td><td style="text-align: right;">10.5</td><td style="text-align: right;">↗</td></tr> <tr><td style="text-align: right;">7:</td><td style="text-align: right;">10.4</td><td style="text-align: right;">↗</td></tr> <tr><td style="text-align: right;">8:</td><td style="text-align: right;">*10.5</td><td style="text-align: right;">↓</td></tr> <tr><td style="text-align: right;">9:</td><td style="text-align: right;">*10.6</td><td style="text-align: right;">→</td></tr> <tr><td style="text-align: right;">10:</td><td style="text-align: right;">9.8</td><td style="text-align: right;">←</td></tr> </table> <table border="1" style="width:100%; border-collapse: collapse; margin-top: 10px;"> <tr> <td style="width:80%;">Serie</td> <td style="text-align: right;">98.0</td> </tr> <tr> <td>Total</td> <td style="text-align: right;">98.0</td> </tr> </table>	1:	10.2	↗	2:	9.9	→	3:	10.4	↑	4:	10.4	↗	5:	10.4	←	6:	10.5	↗	7:	10.4	↗	8:	*10.5	↓	9:	*10.6	→	10:	9.8	←	Serie	98.0	Total	98.0
1:	10.2	↗																																	
2:	9.9	→																																	
3:	10.4	↑																																	
4:	10.4	↗																																	
5:	10.4	←																																	
6:	10.5	↗																																	
7:	10.4	↗																																	
8:	*10.5	↓																																	
9:	*10.6	→																																	
10:	9.8	←																																	
Serie	98.0																																		
Total	98.0																																		

<p>20 Skud</p>	<table style="width:100%; border-collapse: collapse;"> <tr><td style="text-align: right;">11:</td><td style="text-align: right;">10.4</td><td style="text-align: right;">↓</td></tr> <tr><td style="text-align: right;">12:</td><td style="text-align: right;">*10.6</td><td style="text-align: right;">←</td></tr> <tr><td style="text-align: right;">13:</td><td style="text-align: right;">10.1</td><td style="text-align: right;">→</td></tr> <tr><td style="text-align: right;">14:</td><td style="text-align: right;">*10.8</td><td style="text-align: right;">↓</td></tr> <tr><td style="text-align: right;">15:</td><td style="text-align: right;">*10.7</td><td style="text-align: right;">←</td></tr> <tr><td style="text-align: right;">16:</td><td style="text-align: right;">10.4</td><td style="text-align: right;">↓</td></tr> <tr><td style="text-align: right;">17:</td><td style="text-align: right;">10.4</td><td style="text-align: right;">↙</td></tr> <tr><td style="text-align: right;">18:</td><td style="text-align: right;">10.4</td><td style="text-align: right;">↓</td></tr> <tr><td style="text-align: right;">19:</td><td style="text-align: right;">10.0</td><td style="text-align: right;">↗</td></tr> <tr><td style="text-align: right;">20:</td><td style="text-align: right;">10.4</td><td style="text-align: right;">↙</td></tr> </table> <table border="1" style="width:100%; border-collapse: collapse; margin-top: 10px;"> <tr> <td style="width:80%;">Serie</td> <td style="text-align: right;">100.0</td> </tr> <tr> <td>Total</td> <td style="text-align: right;">198.0</td> </tr> </table>	11:	10.4	↓	12:	*10.6	←	13:	10.1	→	14:	*10.8	↓	15:	*10.7	←	16:	10.4	↓	17:	10.4	↙	18:	10.4	↓	19:	10.0	↗	20:	10.4	↙	Serie	100.0	Total	198.0
11:	10.4	↓																																	
12:	*10.6	←																																	
13:	10.1	→																																	
14:	*10.8	↓																																	
15:	*10.7	←																																	
16:	10.4	↓																																	
17:	10.4	↙																																	
18:	10.4	↓																																	
19:	10.0	↗																																	
20:	10.4	↙																																	
Serie	100.0																																		
Total	198.0																																		

<p>Prøve</p>	<table style="width:100%; border-collapse: collapse;"> <tr><td style="width:10%;">1:</td><td style="width:15%;">*10.9</td><td style="width:10%; text-align: right;">→</td></tr> <tr><td>2:</td><td>*10.7</td><td style="text-align: right;">→</td></tr> <tr><td>3:</td><td>10.3</td><td style="text-align: right;">↓</td></tr> </table> <table border="1" style="width:100%; border-collapse: collapse; margin-top: 10px;"> <tr> <td style="width:80%;">Serie</td> <td style="text-align: right;">30.0</td> </tr> <tr> <td>Total</td> <td style="text-align: right;">0.0</td> </tr> </table>	1:	*10.9	→	2:	*10.7	→	3:	10.3	↓	Serie	30.0	Total	0.0
1:	*10.9	→												
2:	*10.7	→												
3:	10.3	↓												
Serie	30.0													
Total	0.0													

<p>20 Skud</p>	<table style="width:100%; border-collapse: collapse;"> <tr><td style="width:10%;">1:</td><td style="width:15%;">10.0</td><td style="width:10%; text-align: right;">↙</td></tr> <tr><td>2:</td><td>*10.5</td><td style="text-align: right;">↓</td></tr> <tr><td>3:</td><td>10.2</td><td style="text-align: right;">↓</td></tr> <tr><td>4:</td><td>10.4</td><td style="text-align: right;">↙</td></tr> <tr><td>5:</td><td>10.2</td><td style="text-align: right;">←</td></tr> <tr><td>6:</td><td>*10.5</td><td style="text-align: right;">↓</td></tr> <tr><td>7:</td><td>10.2</td><td style="text-align: right;">→</td></tr> <tr><td>8:</td><td>10.5</td><td style="text-align: right;">↙</td></tr> <tr><td>9:</td><td>9.9</td><td style="text-align: right;">→</td></tr> <tr><td>10:</td><td>10.5</td><td style="text-align: right;">↘</td></tr> </table> <table border="1" style="width:100%; border-collapse: collapse; margin-top: 10px;"> <tr> <td style="width:80%;">Serie</td> <td style="text-align: right;">99.0</td> </tr> <tr> <td>Total</td> <td style="text-align: right;">99.0</td> </tr> </table>	1:	10.0	↙	2:	*10.5	↓	3:	10.2	↓	4:	10.4	↙	5:	10.2	←	6:	*10.5	↓	7:	10.2	→	8:	10.5	↙	9:	9.9	→	10:	10.5	↘	Serie	99.0	Total	99.0
1:	10.0	↙																																	
2:	*10.5	↓																																	
3:	10.2	↓																																	
4:	10.4	↙																																	
5:	10.2	←																																	
6:	*10.5	↓																																	
7:	10.2	→																																	
8:	10.5	↙																																	
9:	9.9	→																																	
10:	10.5	↘																																	
Serie	99.0																																		
Total	99.0																																		

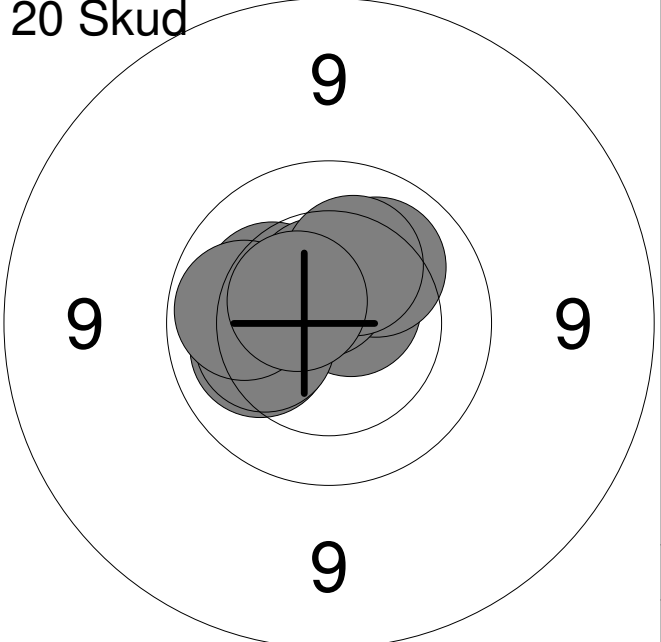
<p>20 Skud</p>	<table style="width:100%; border-collapse: collapse;"> <tr><td style="width:10%;">11:</td><td style="width:15%;">10.4</td><td style="width:10%; text-align: right;">↙</td></tr> <tr><td>12:</td><td>10.4</td><td style="text-align: right;">→</td></tr> <tr><td>13:</td><td>*10.8</td><td style="text-align: right;">↙</td></tr> <tr><td>14:</td><td>10.4</td><td style="text-align: right;">→</td></tr> <tr><td>15:</td><td>9.8</td><td style="text-align: right;">→</td></tr> <tr><td>16:</td><td>9.9</td><td style="text-align: right;">→</td></tr> <tr><td>17:</td><td>*10.9</td><td style="text-align: right;">↑</td></tr> <tr><td>18:</td><td>9.7</td><td style="text-align: right;">↑</td></tr> <tr><td>19:</td><td>*10.5</td><td style="text-align: right;">↗</td></tr> <tr><td>20:</td><td>*10.7</td><td style="text-align: right;">→</td></tr> </table> <table border="1" style="width:100%; border-collapse: collapse; margin-top: 10px;"> <tr> <td style="width:80%;">Serie</td> <td style="text-align: right;">97.0</td> </tr> <tr> <td>Total</td> <td style="text-align: right;">196.0</td> </tr> </table>	11:	10.4	↙	12:	10.4	→	13:	*10.8	↙	14:	10.4	→	15:	9.8	→	16:	9.9	→	17:	*10.9	↑	18:	9.7	↑	19:	*10.5	↗	20:	*10.7	→	Serie	97.0	Total	196.0
11:	10.4	↙																																	
12:	10.4	→																																	
13:	*10.8	↙																																	
14:	10.4	→																																	
15:	9.8	→																																	
16:	9.9	→																																	
17:	*10.9	↑																																	
18:	9.7	↑																																	
19:	*10.5	↗																																	
20:	*10.7	→																																	
Serie	97.0																																		
Total	196.0																																		

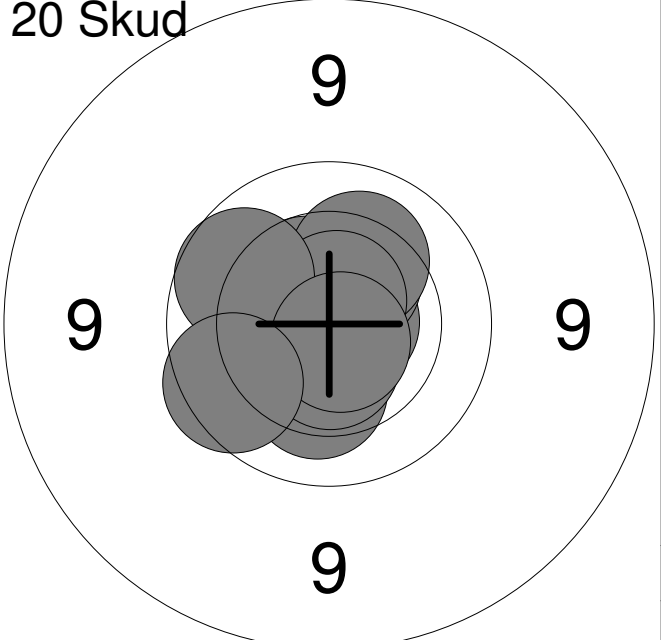
<p>Prøve</p>	<table style="width:100%; border-collapse: collapse;"> <tr><td style="width:10%;">1:</td><td style="width:20%;">9.5</td><td style="width:10%; text-align: center;">↑</td></tr> <tr><td>2:</td><td>10.4</td><td style="text-align: center;">↑</td></tr> <tr><td>3:</td><td>10.3</td><td style="text-align: center;">↘</td></tr> <tr><td>4:</td><td>10.0</td><td style="text-align: center;">↘</td></tr> <tr><td>5:</td><td>10.1</td><td style="text-align: center;">←</td></tr> </table> <table border="1" style="width:100%; border-collapse: collapse; margin-top: 5px;"> <tr> <td style="width:80%;">Serie</td> <td style="width:20%; text-align: right;">49.0</td> </tr> <tr> <td>Total</td> <td style="text-align: right;">0.0</td> </tr> </table>	1:	9.5	↑	2:	10.4	↑	3:	10.3	↘	4:	10.0	↘	5:	10.1	←	Serie	49.0	Total	0.0
1:	9.5	↑																		
2:	10.4	↑																		
3:	10.3	↘																		
4:	10.0	↘																		
5:	10.1	←																		
Serie	49.0																			
Total	0.0																			

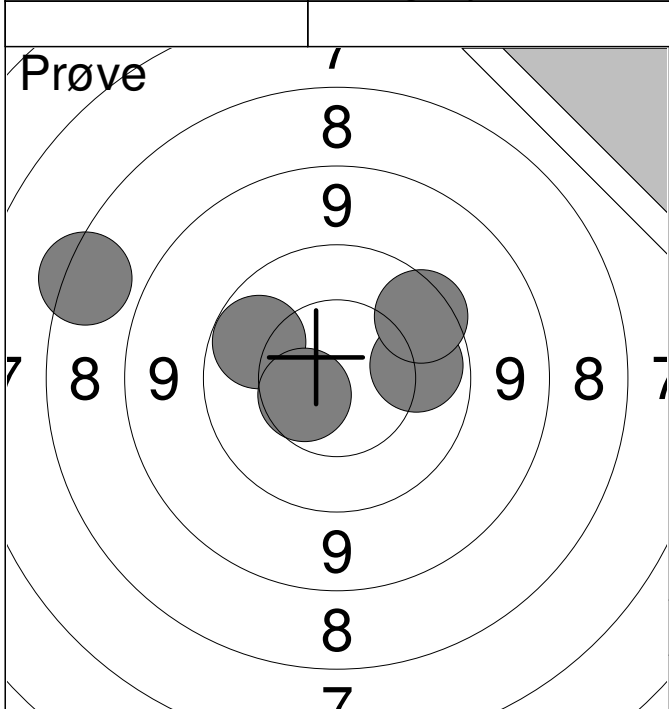
<p>20 Skud</p>	<table style="width:100%; border-collapse: collapse;"> <tr><td style="width:10%;">1:</td><td style="width:20%;">10.4</td><td style="width:10%; text-align: center;">↓</td></tr> <tr><td>2:</td><td>10.3</td><td style="text-align: center;">↗</td></tr> <tr><td>3:</td><td>*10.6</td><td style="text-align: center;">←</td></tr> <tr><td>4:</td><td>10.3</td><td style="text-align: center;">→</td></tr> <tr><td>5:</td><td>9.9</td><td style="text-align: center;">↗</td></tr> <tr><td>6:</td><td>10.3</td><td style="text-align: center;">↗</td></tr> <tr><td>7:</td><td>*10.7</td><td style="text-align: center;">↗</td></tr> <tr><td>8:</td><td>10.5</td><td style="text-align: center;">↖</td></tr> <tr><td>9:</td><td>10.4</td><td style="text-align: center;">↓</td></tr> <tr><td>10:</td><td>*10.5</td><td style="text-align: center;">↓</td></tr> </table> <table border="1" style="width:100%; border-collapse: collapse; margin-top: 5px;"> <tr> <td style="width:80%;">Serie</td> <td style="width:20%; text-align: right;">99.0</td> </tr> <tr> <td>Total</td> <td style="text-align: right;">99.0</td> </tr> </table>	1:	10.4	↓	2:	10.3	↗	3:	*10.6	←	4:	10.3	→	5:	9.9	↗	6:	10.3	↗	7:	*10.7	↗	8:	10.5	↖	9:	10.4	↓	10:	*10.5	↓	Serie	99.0	Total	99.0
1:	10.4	↓																																	
2:	10.3	↗																																	
3:	*10.6	←																																	
4:	10.3	→																																	
5:	9.9	↗																																	
6:	10.3	↗																																	
7:	*10.7	↗																																	
8:	10.5	↖																																	
9:	10.4	↓																																	
10:	*10.5	↓																																	
Serie	99.0																																		
Total	99.0																																		

<p>20 Skud</p>	<table style="width:100%; border-collapse: collapse;"> <tr><td style="width:10%;">11:</td><td style="width:20%;">10.4</td><td style="width:10%; text-align: center;">←</td></tr> <tr><td>12:</td><td>10.5</td><td style="text-align: center;">↗</td></tr> <tr><td>13:</td><td>*10.8</td><td style="text-align: center;">↘</td></tr> <tr><td>14:</td><td>10.5</td><td style="text-align: center;">↗</td></tr> <tr><td>15:</td><td>*10.6</td><td style="text-align: center;">↗</td></tr> <tr><td>16:</td><td>*10.6</td><td style="text-align: center;">↗</td></tr> <tr><td>17:</td><td>10.3</td><td style="text-align: center;">←</td></tr> <tr><td>18:</td><td>10.0</td><td style="text-align: center;">←</td></tr> <tr><td>19:</td><td>10.2</td><td style="text-align: center;">←</td></tr> <tr><td>20:</td><td>10.4</td><td style="text-align: center;">←</td></tr> </table> <table border="1" style="width:100%; border-collapse: collapse; margin-top: 5px;"> <tr> <td style="width:80%;">Serie</td> <td style="width:20%; text-align: right;">100.0</td> </tr> <tr> <td>Total</td> <td style="text-align: right;">199.0</td> </tr> </table>	11:	10.4	←	12:	10.5	↗	13:	*10.8	↘	14:	10.5	↗	15:	*10.6	↗	16:	*10.6	↗	17:	10.3	←	18:	10.0	←	19:	10.2	←	20:	10.4	←	Serie	100.0	Total	199.0
11:	10.4	←																																	
12:	10.5	↗																																	
13:	*10.8	↘																																	
14:	10.5	↗																																	
15:	*10.6	↗																																	
16:	*10.6	↗																																	
17:	10.3	←																																	
18:	10.0	←																																	
19:	10.2	←																																	
20:	10.4	←																																	
Serie	100.0																																		
Total	199.0																																		

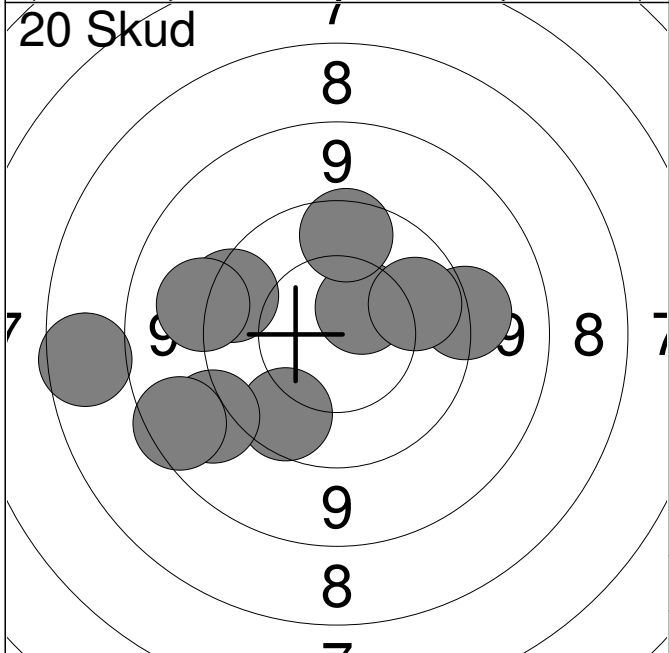
<p>Prøve</p> 	<table style="width:100%; border-collapse: collapse;"> <tr><td style="width:10%;">1:</td><td style="width:15%;">10.0</td><td style="width:10%; text-align: right;">→</td></tr> <tr><td>2:</td><td>10.3</td><td style="text-align: right;">↓</td></tr> <tr><td>3:</td><td>9.9</td><td style="text-align: right;">↓</td></tr> <tr><td>4:</td><td>10.1</td><td style="text-align: right;">↖</td></tr> <tr><td>5:</td><td>*10.9</td><td style="text-align: right;">↙</td></tr> <tr><td colspan="3"><hr/></td></tr> <tr><td>Serie</td><td></td><td style="text-align: right;">49.0</td></tr> <tr><td>Total</td><td></td><td style="text-align: right;">0.0</td></tr> </table>	1:	10.0	→	2:	10.3	↓	3:	9.9	↓	4:	10.1	↖	5:	*10.9	↙	<hr/>			Serie		49.0	Total		0.0
1:	10.0	→																							
2:	10.3	↓																							
3:	9.9	↓																							
4:	10.1	↖																							
5:	*10.9	↙																							
<hr/>																									
Serie		49.0																							
Total		0.0																							

<p>20 Skud</p> 	<table style="width:100%; border-collapse: collapse;"> <tr><td style="width:10%;">1:</td><td style="width:15%;">10.2</td><td style="width:10%; text-align: right;">↖</td></tr> <tr><td>2:</td><td>*10.7</td><td style="text-align: right;">↗</td></tr> <tr><td>3:</td><td>10.2</td><td style="text-align: right;">↖</td></tr> <tr><td>4:</td><td>10.2</td><td style="text-align: right;">↗</td></tr> <tr><td>5:</td><td>*10.6</td><td style="text-align: right;">↑</td></tr> <tr><td>6:</td><td>10.3</td><td style="text-align: right;">↖</td></tr> <tr><td>7:</td><td>10.2</td><td style="text-align: right;">↖</td></tr> <tr><td>8:</td><td>10.0</td><td style="text-align: right;">↖</td></tr> <tr><td>9:</td><td>10.3</td><td style="text-align: right;">↗</td></tr> <tr><td>10:</td><td>*10.5</td><td style="text-align: right;">↖</td></tr> <tr><td colspan="3"><hr/></td></tr> <tr><td>Serie</td><td></td><td style="text-align: right;">100.0</td></tr> <tr><td>Total</td><td></td><td style="text-align: right;">100.0</td></tr> </table>	1:	10.2	↖	2:	*10.7	↗	3:	10.2	↖	4:	10.2	↗	5:	*10.6	↑	6:	10.3	↖	7:	10.2	↖	8:	10.0	↖	9:	10.3	↗	10:	*10.5	↖	<hr/>			Serie		100.0	Total		100.0
1:	10.2	↖																																						
2:	*10.7	↗																																						
3:	10.2	↖																																						
4:	10.2	↗																																						
5:	*10.6	↑																																						
6:	10.3	↖																																						
7:	10.2	↖																																						
8:	10.0	↖																																						
9:	10.3	↗																																						
10:	*10.5	↖																																						
<hr/>																																								
Serie		100.0																																						
Total		100.0																																						

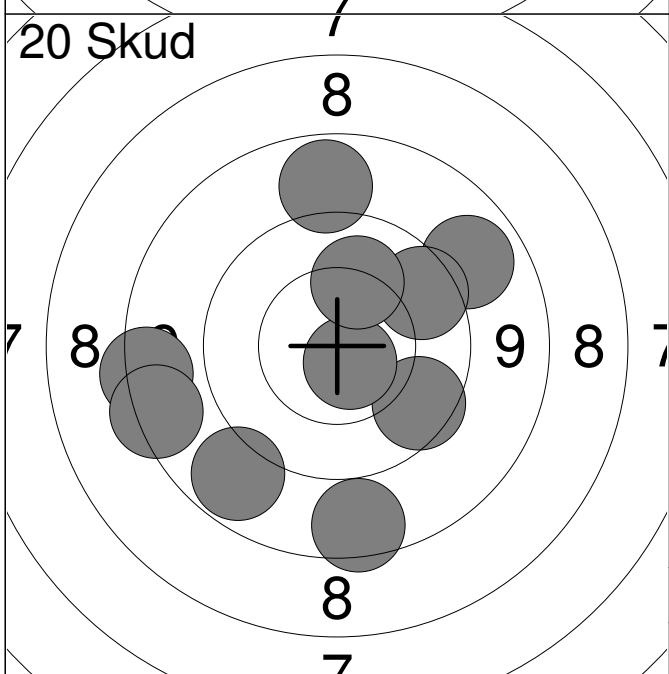
<p>20 Skud</p> 	<table style="width:100%; border-collapse: collapse;"> <tr><td style="width:10%;">11:</td><td style="width:15%;">*10.7</td><td style="width:10%; text-align: right;">→</td></tr> <tr><td>12:</td><td>10.4</td><td style="text-align: right;">↗</td></tr> <tr><td>13:</td><td>10.2</td><td style="text-align: right;">↓</td></tr> <tr><td>14:</td><td>10.5</td><td style="text-align: right;">↗</td></tr> <tr><td>15:</td><td>10.2</td><td style="text-align: right;">↗</td></tr> <tr><td>16:</td><td>*10.6</td><td style="text-align: right;">↓</td></tr> <tr><td>17:</td><td>*10.7</td><td style="text-align: right;">↗</td></tr> <tr><td>18:</td><td>9.9</td><td style="text-align: right;">↖</td></tr> <tr><td>19:</td><td>*10.7</td><td style="text-align: right;">↓</td></tr> <tr><td>20:</td><td>9.8</td><td style="text-align: right;">↙</td></tr> <tr><td colspan="3"><hr/></td></tr> <tr><td>Serie</td><td></td><td style="text-align: right;">98.0</td></tr> <tr><td>Total</td><td></td><td style="text-align: right;">198.0</td></tr> </table>	11:	*10.7	→	12:	10.4	↗	13:	10.2	↓	14:	10.5	↗	15:	10.2	↗	16:	*10.6	↓	17:	*10.7	↗	18:	9.9	↖	19:	*10.7	↓	20:	9.8	↙	<hr/>			Serie		98.0	Total		198.0
11:	*10.7	→																																						
12:	10.4	↗																																						
13:	10.2	↓																																						
14:	10.5	↗																																						
15:	10.2	↗																																						
16:	*10.6	↓																																						
17:	*10.7	↗																																						
18:	9.9	↖																																						
19:	*10.7	↓																																						
20:	9.8	↙																																						
<hr/>																																								
Serie		98.0																																						
Total		198.0																																						



1:	7.6	↖
2:	10.0	↖
3:	10.0	→
4:	9.7	↗
5:	10.5	↖
Serie		46.0
Total		0.0



1:	9.8	↙
2:	9.6	↖
3:	9.3	↖
4:	9.4	→
5:	9.2	↖
6:	8.7	↖
7:	10.5	↗
8:	9.8	↑
9:	10.0	→
10:	7.8	↖
Serie		89.0
Total		89.0



11:	9.8	↘
12:	9.1	↗
13:	8.6	↖
14:	9.8	↗
15:	8.8	↓
16:	*10.7	↘
17:	9.0	↖
18:	9.0	↑
19:	10.2	↗
20:	8.6	↖
Serie		89.0
Total		178.0

Hold
15

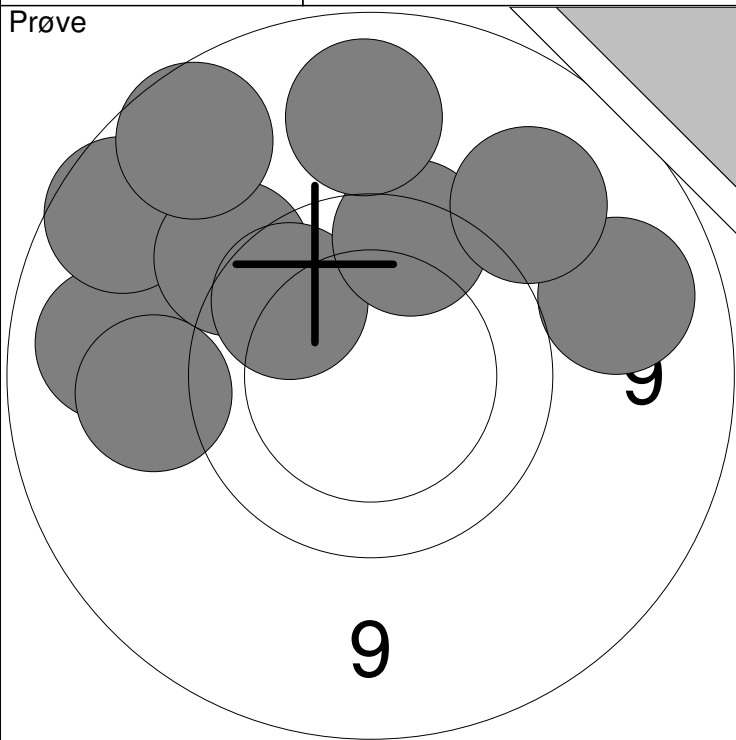
Skive
3

Karsten Holm Andersen

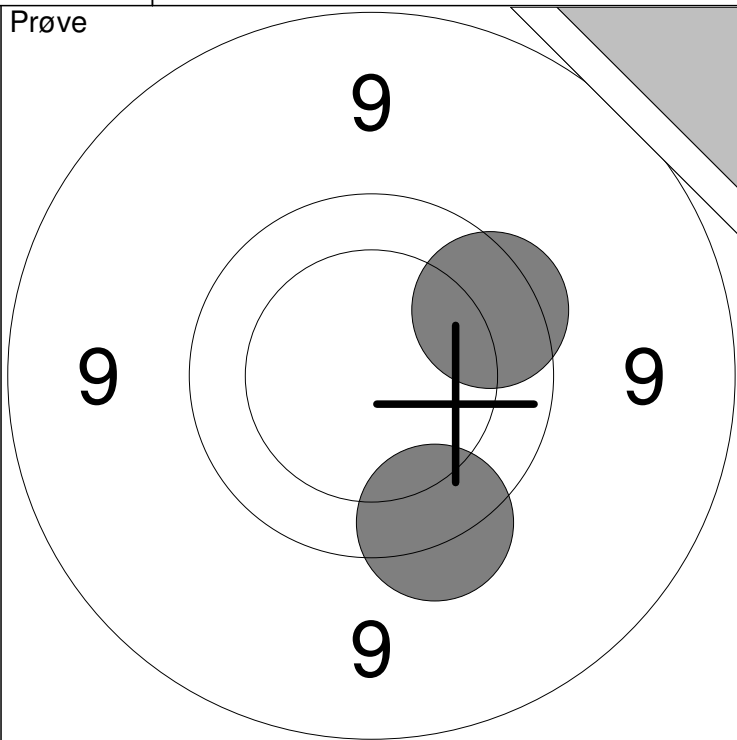
Mou & Omegns Skf.

BK4

Prøve



Prøve



1: 9.1 ←
 2: 8.9 ↗
 3: 9.3 ←
 4: 9.5 ↗
 5: 9.9 ↗

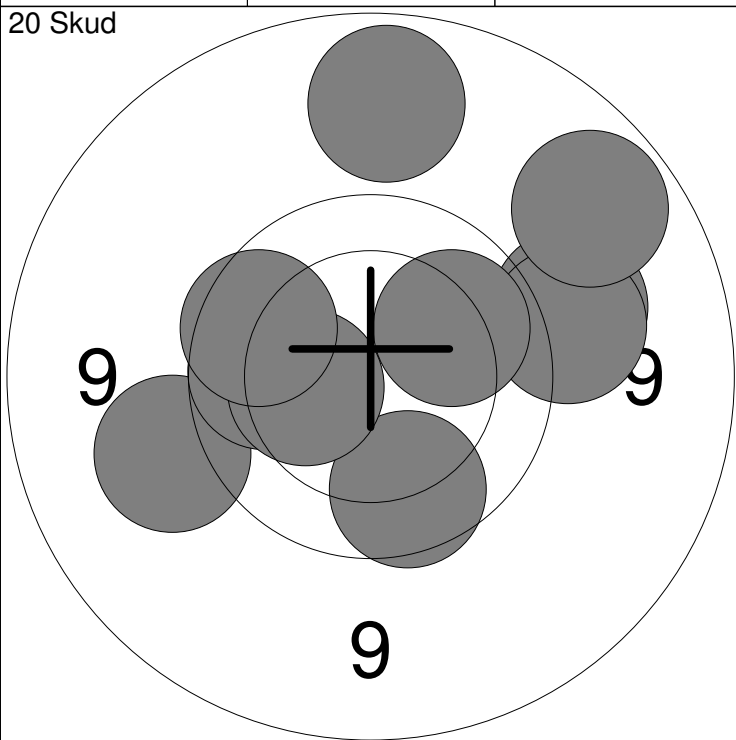
6: 8.9 ↖
 7: 9.7 ↗
 8: 9.1 ↑
 9: 9.1 →
 10: 9.2 ↗

Serie 88.0
 Total 0.0

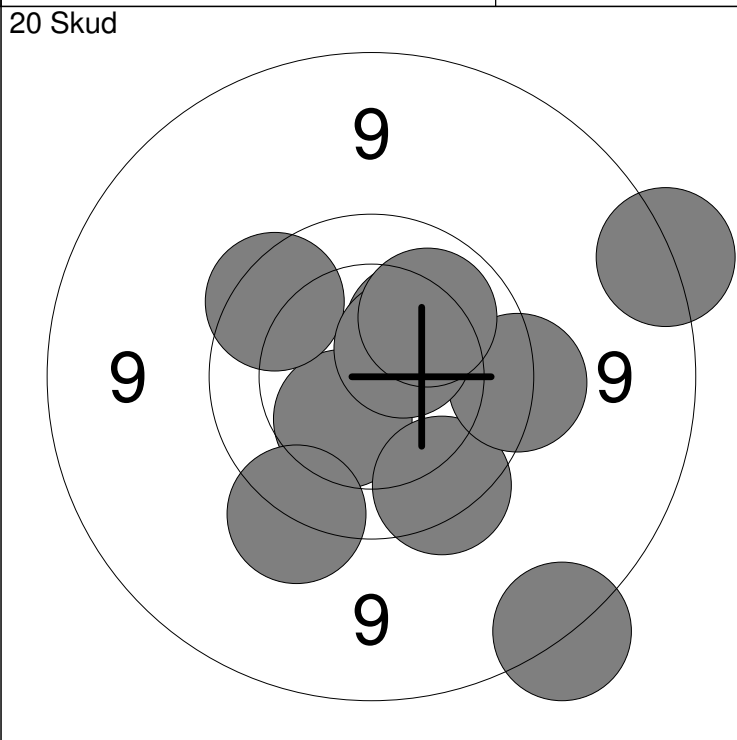
11: 9.6 ↓
 12: 9.8 ↗

Serie 18.0
 Total 0.0

20 Skud



20 Skud



1: 9.0 ↑
 2: 9.4 ←
 3: 9.4 →
 4: 9.4 →
 5: 9.9 ←

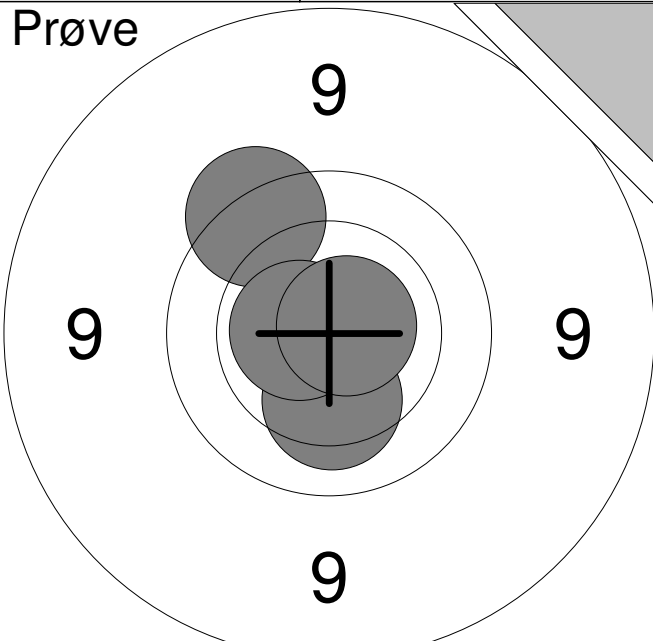
6: 9.9 ↓
 7: 10.3 ←
 8: 9.8 ↖
 9: 9.0 ↗
 10: 10.0 ↗

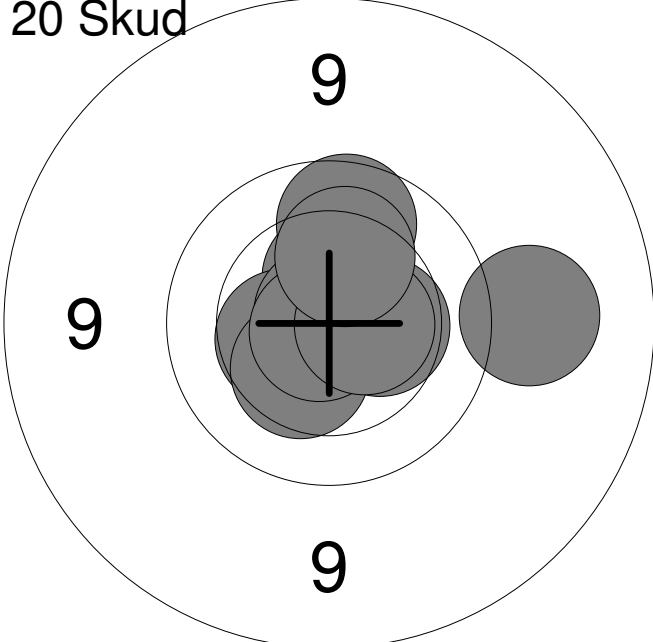
Serie 92.0
 Total 92.0

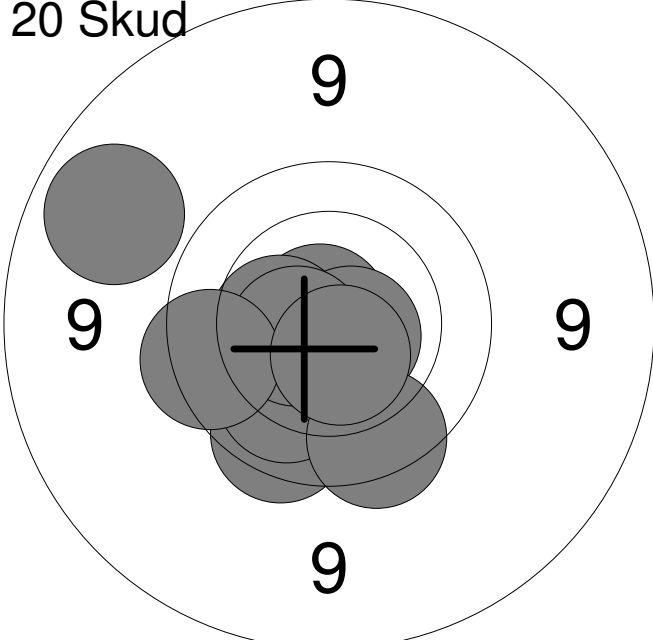
11: 10.3 ↗
 12: 10.4 ↖
 13: 9.6 ↖
 14: 8.7 ↓
 15: 9.7 ↓

16: 9.8 ↖
 17: 8.7 →
 18: 9.6 →
 19: 10.5 ↗
 20: 10.1 ↗

Serie 92.0
 Total 184.0

<p>Prøve</p> 	<table style="width:100%; border-collapse: collapse;"> <tr><td style="width:10%;">1:</td><td style="width:20%;">*10.7</td><td style="width:10%; text-align: right;">←</td></tr> <tr><td>2:</td><td>10.2</td><td style="text-align: right;">↓</td></tr> <tr><td>3:</td><td>9.7</td><td style="text-align: right;">↗</td></tr> <tr><td>4:</td><td>*10.6</td><td style="text-align: right;">←</td></tr> <tr><td>5:</td><td>*10.7</td><td style="text-align: right;">↘</td></tr> </table> <table border="1" style="width:100%; border-collapse: collapse; margin-top: 5px;"> <tr> <td style="width:80%;">Serie</td> <td style="text-align: right;">49.0</td> </tr> <tr> <td>Total</td> <td style="text-align: right;">0.0</td> </tr> </table>	1:	*10.7	←	2:	10.2	↓	3:	9.7	↗	4:	*10.6	←	5:	*10.7	↘	Serie	49.0	Total	0.0
1:	*10.7	←																		
2:	10.2	↓																		
3:	9.7	↗																		
4:	*10.6	←																		
5:	*10.7	↘																		
Serie	49.0																			
Total	0.0																			

<p>20 Skud</p> 	<table style="width:100%; border-collapse: collapse;"> <tr><td style="width:10%;">1:</td><td style="width:20%;">10.4</td><td style="width:10%; text-align: right;">→</td></tr> <tr><td>2:</td><td>9.3</td><td style="text-align: right;">→</td></tr> <tr><td>3:</td><td>10.5</td><td style="text-align: right;">↑</td></tr> <tr><td>4:</td><td>10.4</td><td style="text-align: right;">←</td></tr> <tr><td>5:</td><td>10.4</td><td style="text-align: right;">↙</td></tr> <tr><td>6:</td><td>9.9</td><td style="text-align: right;">↑</td></tr> <tr><td>7:</td><td>*10.8</td><td style="text-align: right;">↗</td></tr> <tr><td>8:</td><td>*10.8</td><td style="text-align: right;">↙</td></tr> <tr><td>9:</td><td>*10.6</td><td style="text-align: right;">→</td></tr> <tr><td>10:</td><td>10.2</td><td style="text-align: right;">↑</td></tr> </table> <table border="1" style="width:100%; border-collapse: collapse; margin-top: 5px;"> <tr> <td style="width:80%;">Serie</td> <td style="text-align: right;">98.0</td> </tr> <tr> <td>Total</td> <td style="text-align: right;">98.0</td> </tr> </table>	1:	10.4	→	2:	9.3	→	3:	10.5	↑	4:	10.4	←	5:	10.4	↙	6:	9.9	↑	7:	*10.8	↗	8:	*10.8	↙	9:	*10.6	→	10:	10.2	↑	Serie	98.0	Total	98.0
1:	10.4	→																																	
2:	9.3	→																																	
3:	10.5	↑																																	
4:	10.4	←																																	
5:	10.4	↙																																	
6:	9.9	↑																																	
7:	*10.8	↗																																	
8:	*10.8	↙																																	
9:	*10.6	→																																	
10:	10.2	↑																																	
Serie	98.0																																		
Total	98.0																																		

<p>20 Skud</p> 	<table style="width:100%; border-collapse: collapse;"> <tr><td style="width:10%;">11:</td><td style="width:20%;">*10.8</td><td style="width:10%; text-align: right;">↗</td></tr> <tr><td>12:</td><td>9.8</td><td style="text-align: right;">↙</td></tr> <tr><td>13:</td><td>10.1</td><td style="text-align: right;">↙</td></tr> <tr><td>14:</td><td>*10.7</td><td style="text-align: right;">↘</td></tr> <tr><td>15:</td><td>9.0</td><td style="text-align: right;">↗</td></tr> <tr><td>16:</td><td>10.4</td><td style="text-align: right;">←</td></tr> <tr><td>17:</td><td>*10.6</td><td style="text-align: right;">←</td></tr> <tr><td>18:</td><td>9.8</td><td style="text-align: right;">↙</td></tr> <tr><td>19:</td><td>9.8</td><td style="text-align: right;">←</td></tr> <tr><td>20:</td><td>*10.6</td><td style="text-align: right;">↓</td></tr> </table> <table border="1" style="width:100%; border-collapse: collapse; margin-top: 5px;"> <tr> <td style="width:80%;">Serie</td> <td style="text-align: right;">96.0</td> </tr> <tr> <td>Total</td> <td style="text-align: right;">194.0</td> </tr> </table>	11:	*10.8	↗	12:	9.8	↙	13:	10.1	↙	14:	*10.7	↘	15:	9.0	↗	16:	10.4	←	17:	*10.6	←	18:	9.8	↙	19:	9.8	←	20:	*10.6	↓	Serie	96.0	Total	194.0
11:	*10.8	↗																																	
12:	9.8	↙																																	
13:	10.1	↙																																	
14:	*10.7	↘																																	
15:	9.0	↗																																	
16:	10.4	←																																	
17:	*10.6	←																																	
18:	9.8	↙																																	
19:	9.8	←																																	
20:	*10.6	↓																																	
Serie	96.0																																		
Total	194.0																																		

<p>Prøve</p>	<table style="width:100%; border-collapse: collapse;"> <tr><td style="text-align: right;">1:</td><td style="text-align: right;">10.2</td><td style="text-align: right;">↗</td></tr> <tr><td style="text-align: right;">2:</td><td style="text-align: right;">8.9</td><td style="text-align: right;">→</td></tr> <tr><td style="text-align: right;">3:</td><td style="text-align: right;">10.0</td><td style="text-align: right;">→</td></tr> <tr><td style="text-align: right;">4:</td><td style="text-align: right;">9.6</td><td style="text-align: right;">↖</td></tr> <tr><td style="text-align: right;">5:</td><td style="text-align: right;">9.7</td><td style="text-align: right;">↗</td></tr> <tr><td style="text-align: right;">6:</td><td style="text-align: right;">9.8</td><td style="text-align: right;">↘</td></tr> <tr><td style="text-align: right;">7:</td><td style="text-align: right;">9.7</td><td style="text-align: right;">↗</td></tr> <tr><td style="text-align: right;">8:</td><td style="text-align: right;">9.7</td><td style="text-align: right;">↖</td></tr> <tr><td style="text-align: right;">9:</td><td style="text-align: right;">9.6</td><td style="text-align: right;">↗</td></tr> <tr><td style="text-align: right;">10:</td><td style="text-align: right;">9.5</td><td style="text-align: right;">↗</td></tr> <tr style="border-top: 1px solid black;"><td colspan="2">Serie</td><td style="text-align: right;">91.0</td></tr> <tr><td colspan="2">Total</td><td style="text-align: right;">0.0</td></tr> </table>	1:	10.2	↗	2:	8.9	→	3:	10.0	→	4:	9.6	↖	5:	9.7	↗	6:	9.8	↘	7:	9.7	↗	8:	9.7	↖	9:	9.6	↗	10:	9.5	↗	Serie		91.0	Total		0.0
1:	10.2	↗																																			
2:	8.9	→																																			
3:	10.0	→																																			
4:	9.6	↖																																			
5:	9.7	↗																																			
6:	9.8	↘																																			
7:	9.7	↗																																			
8:	9.7	↖																																			
9:	9.6	↗																																			
10:	9.5	↗																																			
Serie		91.0																																			
Total		0.0																																			

<p>20 Skud</p>	<table style="width:100%; border-collapse: collapse;"> <tr><td style="text-align: right;">1:</td><td style="text-align: right;">10.0</td><td style="text-align: right;">↖</td></tr> <tr><td style="text-align: right;">2:</td><td style="text-align: right;">10.1</td><td style="text-align: right;">→</td></tr> <tr><td style="text-align: right;">3:</td><td style="text-align: right;">9.9</td><td style="text-align: right;">↖</td></tr> <tr><td style="text-align: right;">4:</td><td style="text-align: right;">9.8</td><td style="text-align: right;">↘</td></tr> <tr><td style="text-align: right;">5:</td><td style="text-align: right;">9.4</td><td style="text-align: right;">↗</td></tr> <tr><td style="text-align: right;">6:</td><td style="text-align: right;">*10.6</td><td style="text-align: right;">↘</td></tr> <tr><td style="text-align: right;">7:</td><td style="text-align: right;">9.8</td><td style="text-align: right;">↗</td></tr> <tr><td style="text-align: right;">8:</td><td style="text-align: right;">9.4</td><td style="text-align: right;">↘</td></tr> <tr><td style="text-align: right;">9:</td><td style="text-align: right;">*10.7</td><td style="text-align: right;">↘</td></tr> <tr><td style="text-align: right;">10:</td><td style="text-align: right;">*10.8</td><td style="text-align: right;">↘</td></tr> <tr style="border-top: 1px solid black;"><td colspan="2">Serie</td><td style="text-align: right;">95.0</td></tr> <tr><td colspan="2">Total</td><td style="text-align: right;">95.0</td></tr> </table>	1:	10.0	↖	2:	10.1	→	3:	9.9	↖	4:	9.8	↘	5:	9.4	↗	6:	*10.6	↘	7:	9.8	↗	8:	9.4	↘	9:	*10.7	↘	10:	*10.8	↘	Serie		95.0	Total		95.0
1:	10.0	↖																																			
2:	10.1	→																																			
3:	9.9	↖																																			
4:	9.8	↘																																			
5:	9.4	↗																																			
6:	*10.6	↘																																			
7:	9.8	↗																																			
8:	9.4	↘																																			
9:	*10.7	↘																																			
10:	*10.8	↘																																			
Serie		95.0																																			
Total		95.0																																			

<p>20 Skud</p>	<table style="width:100%; border-collapse: collapse;"> <tr><td style="text-align: right;">11:</td><td style="text-align: right;">10.1</td><td style="text-align: right;">↗</td></tr> <tr><td style="text-align: right;">12:</td><td style="text-align: right;">10.5</td><td style="text-align: right;">↖</td></tr> <tr><td style="text-align: right;">13:</td><td style="text-align: right;">9.8</td><td style="text-align: right;">↗</td></tr> <tr><td style="text-align: right;">14:</td><td style="text-align: right;">10.1</td><td style="text-align: right;">↘</td></tr> <tr><td style="text-align: right;">15:</td><td style="text-align: right;">*10.5</td><td style="text-align: right;">↗</td></tr> <tr><td style="text-align: right;">16:</td><td style="text-align: right;">10.1</td><td style="text-align: right;">→</td></tr> <tr><td style="text-align: right;">17:</td><td style="text-align: right;">10.2</td><td style="text-align: right;">↘</td></tr> <tr><td style="text-align: right;">18:</td><td style="text-align: right;">*10.7</td><td style="text-align: right;">↗</td></tr> <tr><td style="text-align: right;">19:</td><td style="text-align: right;">*10.7</td><td style="text-align: right;">↗</td></tr> <tr><td style="text-align: right;">20:</td><td style="text-align: right;">10.1</td><td style="text-align: right;">↖</td></tr> <tr style="border-top: 1px solid black;"><td colspan="2">Serie</td><td style="text-align: right;">99.0</td></tr> <tr><td colspan="2">Total</td><td style="text-align: right;">194.0</td></tr> </table>	11:	10.1	↗	12:	10.5	↖	13:	9.8	↗	14:	10.1	↘	15:	*10.5	↗	16:	10.1	→	17:	10.2	↘	18:	*10.7	↗	19:	*10.7	↗	20:	10.1	↖	Serie		99.0	Total		194.0
11:	10.1	↗																																			
12:	10.5	↖																																			
13:	9.8	↗																																			
14:	10.1	↘																																			
15:	*10.5	↗																																			
16:	10.1	→																																			
17:	10.2	↘																																			
18:	*10.7	↗																																			
19:	*10.7	↗																																			
20:	10.1	↖																																			
Serie		99.0																																			
Total		194.0																																			

<p>Prøve</p>	<table style="width:100%; border-collapse: collapse;"> <tr><td style="text-align: right;">1:</td><td style="text-align: right;">9.8</td><td style="text-align: right;">↙</td></tr> <tr><td style="text-align: right;">2:</td><td style="text-align: right;">9.5</td><td style="text-align: right;">←</td></tr> <tr><td style="text-align: right;">3:</td><td style="text-align: right;">10.1</td><td style="text-align: right;">↙</td></tr> <tr><td style="text-align: right;">4:</td><td style="text-align: right;">9.2</td><td style="text-align: right;">↘</td></tr> <tr><td style="text-align: right;">5:</td><td style="text-align: right;">10.1</td><td style="text-align: right;">↘</td></tr> <tr><td style="text-align: right;">6:</td><td style="text-align: right;">10.1</td><td style="text-align: right;">↘</td></tr> </table> <table border="1" style="width:100%; border-collapse: collapse; margin-top: 5px;"> <tr> <td style="width: 80%;">Serie</td> <td style="text-align: right;">57.0</td> </tr> <tr> <td>Total</td> <td style="text-align: right;">0.0</td> </tr> </table>	1:	9.8	↙	2:	9.5	←	3:	10.1	↙	4:	9.2	↘	5:	10.1	↘	6:	10.1	↘	Serie	57.0	Total	0.0
1:	9.8	↙																					
2:	9.5	←																					
3:	10.1	↙																					
4:	9.2	↘																					
5:	10.1	↘																					
6:	10.1	↘																					
Serie	57.0																						
Total	0.0																						

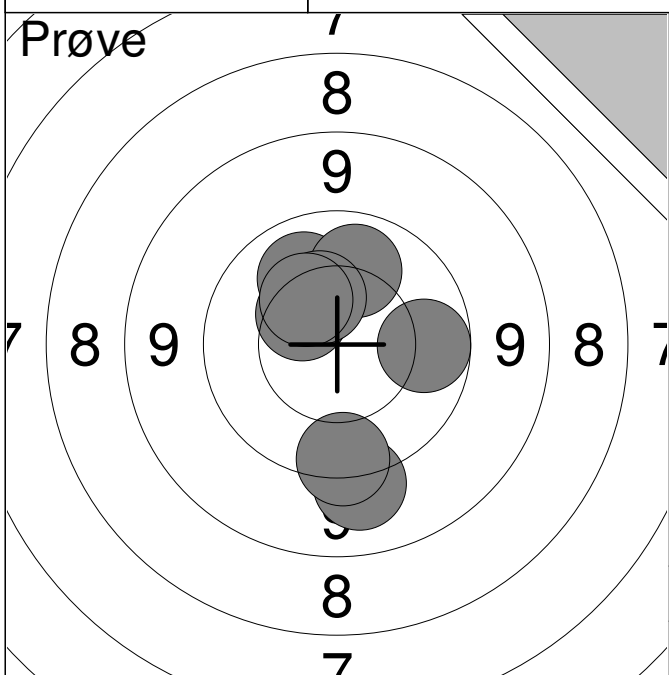
<p>20 Skud</p>	<table style="width:100%; border-collapse: collapse;"> <tr><td style="text-align: right;">1:</td><td style="text-align: right;">*10.7</td><td style="text-align: right;">↘</td></tr> <tr><td style="text-align: right;">2:</td><td style="text-align: right;">9.5</td><td style="text-align: right;">↘</td></tr> <tr><td style="text-align: right;">3:</td><td style="text-align: right;">10.4</td><td style="text-align: right;">↗</td></tr> <tr><td style="text-align: right;">4:</td><td style="text-align: right;">10.0</td><td style="text-align: right;">→</td></tr> <tr><td style="text-align: right;">5:</td><td style="text-align: right;">*10.6</td><td style="text-align: right;">↘</td></tr> <tr><td style="text-align: right;">6:</td><td style="text-align: right;">10.3</td><td style="text-align: right;">↘</td></tr> <tr><td style="text-align: right;">7:</td><td style="text-align: right;">10.2</td><td style="text-align: right;">↘</td></tr> <tr><td style="text-align: right;">8:</td><td style="text-align: right;">*10.7</td><td style="text-align: right;">→</td></tr> <tr><td style="text-align: right;">9:</td><td style="text-align: right;">9.9</td><td style="text-align: right;">↙</td></tr> <tr><td style="text-align: right;">10:</td><td style="text-align: right;">10.3</td><td style="text-align: right;">↗</td></tr> </table> <table border="1" style="width:100%; border-collapse: collapse; margin-top: 5px;"> <tr> <td style="width: 80%;">Serie</td> <td style="text-align: right;">98.0</td> </tr> <tr> <td>Total</td> <td style="text-align: right;">98.0</td> </tr> </table>	1:	*10.7	↘	2:	9.5	↘	3:	10.4	↗	4:	10.0	→	5:	*10.6	↘	6:	10.3	↘	7:	10.2	↘	8:	*10.7	→	9:	9.9	↙	10:	10.3	↗	Serie	98.0	Total	98.0
1:	*10.7	↘																																	
2:	9.5	↘																																	
3:	10.4	↗																																	
4:	10.0	→																																	
5:	*10.6	↘																																	
6:	10.3	↘																																	
7:	10.2	↘																																	
8:	*10.7	→																																	
9:	9.9	↙																																	
10:	10.3	↗																																	
Serie	98.0																																		
Total	98.0																																		

<p>20 Skud</p>	<table style="width:100%; border-collapse: collapse;"> <tr><td style="text-align: right;">11:</td><td style="text-align: right;">*10.8</td><td style="text-align: right;">↑</td></tr> <tr><td style="text-align: right;">12:</td><td style="text-align: right;">10.3</td><td style="text-align: right;">↗</td></tr> <tr><td style="text-align: right;">13:</td><td style="text-align: right;">*10.6</td><td style="text-align: right;">←</td></tr> <tr><td style="text-align: right;">14:</td><td style="text-align: right;">10.1</td><td style="text-align: right;">↘</td></tr> <tr><td style="text-align: right;">15:</td><td style="text-align: right;">*10.7</td><td style="text-align: right;">↘</td></tr> <tr><td style="text-align: right;">16:</td><td style="text-align: right;">*10.5</td><td style="text-align: right;">↗</td></tr> <tr><td style="text-align: right;">17:</td><td style="text-align: right;">*10.7</td><td style="text-align: right;">↘</td></tr> <tr><td style="text-align: right;">18:</td><td style="text-align: right;">10.1</td><td style="text-align: right;">←</td></tr> <tr><td style="text-align: right;">19:</td><td style="text-align: right;">9.8</td><td style="text-align: right;">↙</td></tr> <tr><td style="text-align: right;">20:</td><td style="text-align: right;">10.1</td><td style="text-align: right;">↗</td></tr> </table> <table border="1" style="width:100%; border-collapse: collapse; margin-top: 5px;"> <tr> <td style="width: 80%;">Serie</td> <td style="text-align: right;">99.0</td> </tr> <tr> <td>Total</td> <td style="text-align: right;">197.0</td> </tr> </table>	11:	*10.8	↑	12:	10.3	↗	13:	*10.6	←	14:	10.1	↘	15:	*10.7	↘	16:	*10.5	↗	17:	*10.7	↘	18:	10.1	←	19:	9.8	↙	20:	10.1	↗	Serie	99.0	Total	197.0
11:	*10.8	↑																																	
12:	10.3	↗																																	
13:	*10.6	←																																	
14:	10.1	↘																																	
15:	*10.7	↘																																	
16:	*10.5	↗																																	
17:	*10.7	↘																																	
18:	10.1	←																																	
19:	9.8	↙																																	
20:	10.1	↗																																	
Serie	99.0																																		
Total	197.0																																		

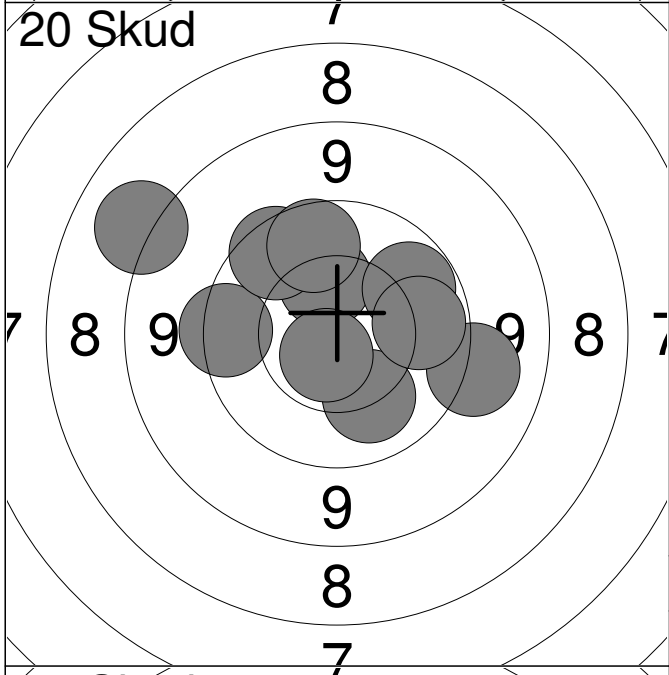
<p>Prøve</p>	<table style="width:100%; border-collapse: collapse;"> <tr><td style="width:10%;">1:</td><td style="width:10%;">*10.8</td><td style="width:10%; text-align: right;">↗</td></tr> <tr><td>2:</td><td>9.6</td><td style="text-align: right;">↘</td></tr> <tr><td>3:</td><td>8.4</td><td style="text-align: right;">↘</td></tr> <tr><td>4:</td><td>*10.6</td><td style="text-align: right;">↗</td></tr> <tr><td>5:</td><td>9.5</td><td style="text-align: right;">↙</td></tr> </table>	1:	*10.8	↗	2:	9.6	↘	3:	8.4	↘	4:	*10.6	↗	5:	9.5	↙
1:	*10.8	↗														
2:	9.6	↘														
3:	8.4	↘														
4:	*10.6	↗														
5:	9.5	↙														
<table style="width:100%; border-collapse: collapse;"> <tr> <td style="width:10%;">Serie</td> <td style="width:80%;"></td> <td style="width:10%; text-align: right;">46.0</td> </tr> <tr> <td>Total</td> <td></td> <td style="text-align: right;">0.0</td> </tr> </table>		Serie		46.0	Total		0.0									
Serie		46.0														
Total		0.0														

<p>20 Skud</p>	<table style="width:100%; border-collapse: collapse;"> <tr><td style="width:10%;">1:</td><td style="width:10%;">8.2</td><td style="width:10%; text-align: right;">↘</td></tr> <tr><td>2:</td><td>8.4</td><td style="text-align: right;">↘</td></tr> <tr><td>3:</td><td>9.3</td><td style="text-align: right;">→</td></tr> <tr><td>4:</td><td>9.6</td><td style="text-align: right;">↘</td></tr> <tr><td>5:</td><td>7.5</td><td style="text-align: right;">↘</td></tr> <tr><td>6:</td><td>9.5</td><td style="text-align: right;">↗</td></tr> <tr><td>7:</td><td>10.2</td><td style="text-align: right;">↘</td></tr> <tr><td>8:</td><td>8.8</td><td style="text-align: right;">↘</td></tr> <tr><td>9:</td><td>9.2</td><td style="text-align: right;">↘</td></tr> <tr><td>10:</td><td>8.3</td><td style="text-align: right;">↘</td></tr> </table>	1:	8.2	↘	2:	8.4	↘	3:	9.3	→	4:	9.6	↘	5:	7.5	↘	6:	9.5	↗	7:	10.2	↘	8:	8.8	↘	9:	9.2	↘	10:	8.3	↘
1:	8.2	↘																													
2:	8.4	↘																													
3:	9.3	→																													
4:	9.6	↘																													
5:	7.5	↘																													
6:	9.5	↗																													
7:	10.2	↘																													
8:	8.8	↘																													
9:	9.2	↘																													
10:	8.3	↘																													
<table style="width:100%; border-collapse: collapse;"> <tr> <td style="width:10%;">Serie</td> <td style="width:80%;"></td> <td style="width:10%; text-align: right;">85.0</td> </tr> <tr> <td>Total</td> <td></td> <td style="text-align: right;">85.0</td> </tr> </table>		Serie		85.0	Total		85.0																								
Serie		85.0																													
Total		85.0																													

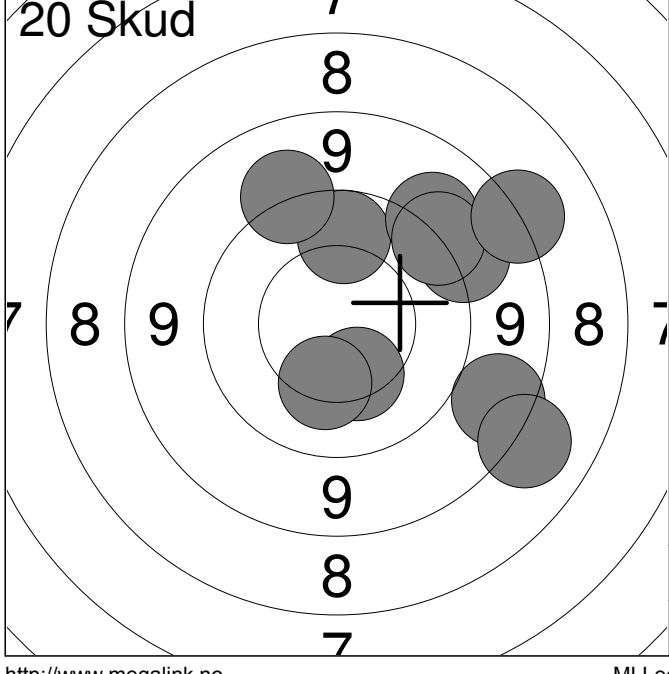
<p>20 Skud</p>	<table style="width:100%; border-collapse: collapse;"> <tr><td style="width:10%;">11:</td><td style="width:10%;">8.4</td><td style="width:10%; text-align: right;">↘</td></tr> <tr><td>12:</td><td>8.5</td><td style="text-align: right;">↘</td></tr> <tr><td>13:</td><td>9.4</td><td style="text-align: right;">↗</td></tr> <tr><td>14:</td><td>7.6</td><td style="text-align: right;">↘</td></tr> <tr><td>15:</td><td>9.7</td><td style="text-align: right;">↘</td></tr> <tr><td>16:</td><td>9.1</td><td style="text-align: right;">↘</td></tr> <tr><td>17:</td><td>9.6</td><td style="text-align: right;">↘</td></tr> <tr><td>18:</td><td>10.3</td><td style="text-align: right;">↘</td></tr> <tr><td>19:</td><td>9.8</td><td style="text-align: right;">↗</td></tr> <tr><td>20:</td><td>8.9</td><td style="text-align: right;">↘</td></tr> </table>	11:	8.4	↘	12:	8.5	↘	13:	9.4	↗	14:	7.6	↘	15:	9.7	↘	16:	9.1	↘	17:	9.6	↘	18:	10.3	↘	19:	9.8	↗	20:	8.9	↘
11:	8.4	↘																													
12:	8.5	↘																													
13:	9.4	↗																													
14:	7.6	↘																													
15:	9.7	↘																													
16:	9.1	↘																													
17:	9.6	↘																													
18:	10.3	↘																													
19:	9.8	↗																													
20:	8.9	↘																													
<table style="width:100%; border-collapse: collapse;"> <tr> <td style="width:10%;">Serie</td> <td style="width:80%;"></td> <td style="width:10%; text-align: right;">86.0</td> </tr> <tr> <td>Total</td> <td></td> <td style="text-align: right;">171.0</td> </tr> </table>		Serie		86.0	Total		171.0																								
Serie		86.0																													
Total		171.0																													



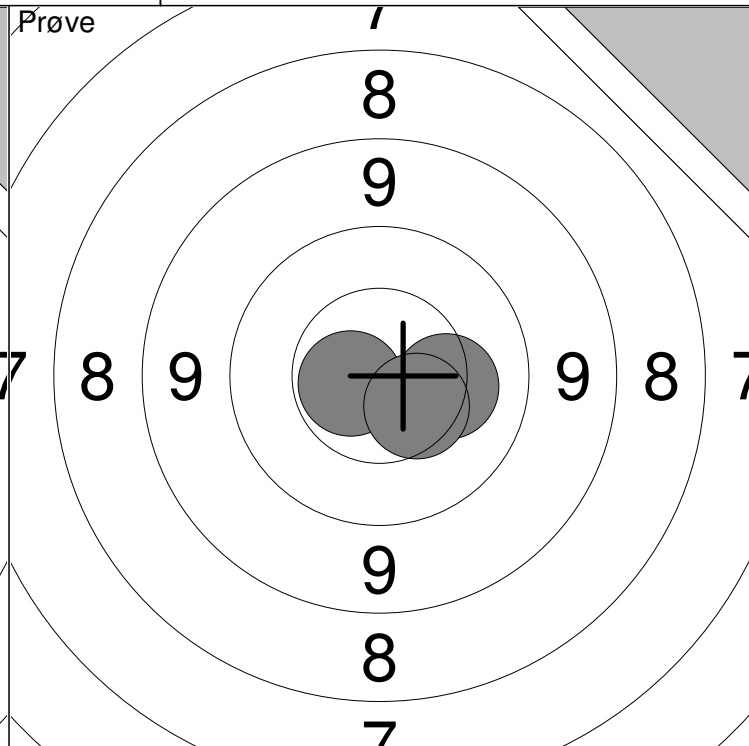
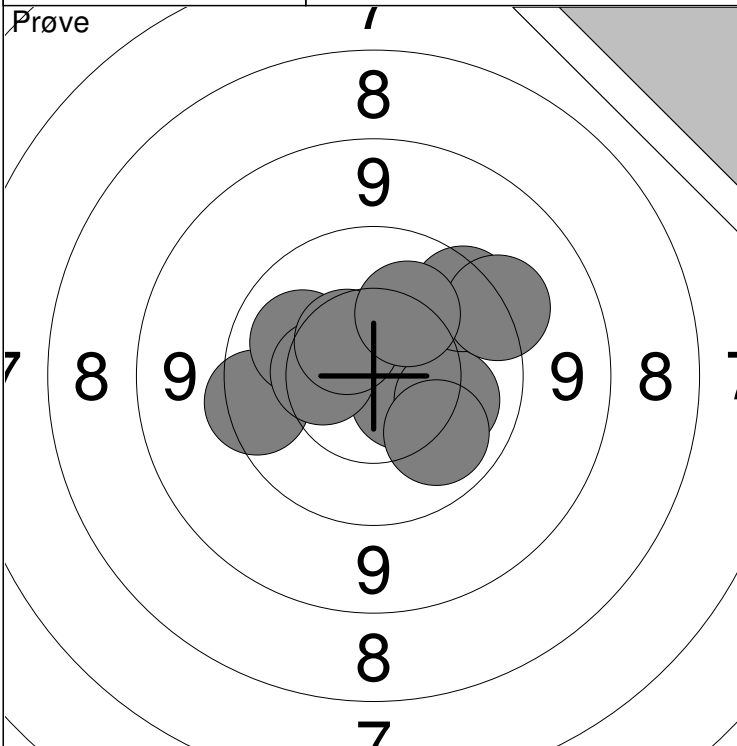
1:	10.1	↗
2:	9.3	↘
3:	9.6	↘
4:	10.4	↗
5:	10.1	↗
6:	9.9	→
7:	10.4	↗
8:	10.3	↗
Serie		77.0
Total		0.0



1:	9.3	→
2:	10.3	↗
3:	9.6	←
4:	10.1	↘
5:	*10.7	↘
6:	10.0	↗
7:	10.0	→
8:	9.8	↗
9:	8.2	↗
10:	9.9	↗
Serie		94.0
Total		94.0

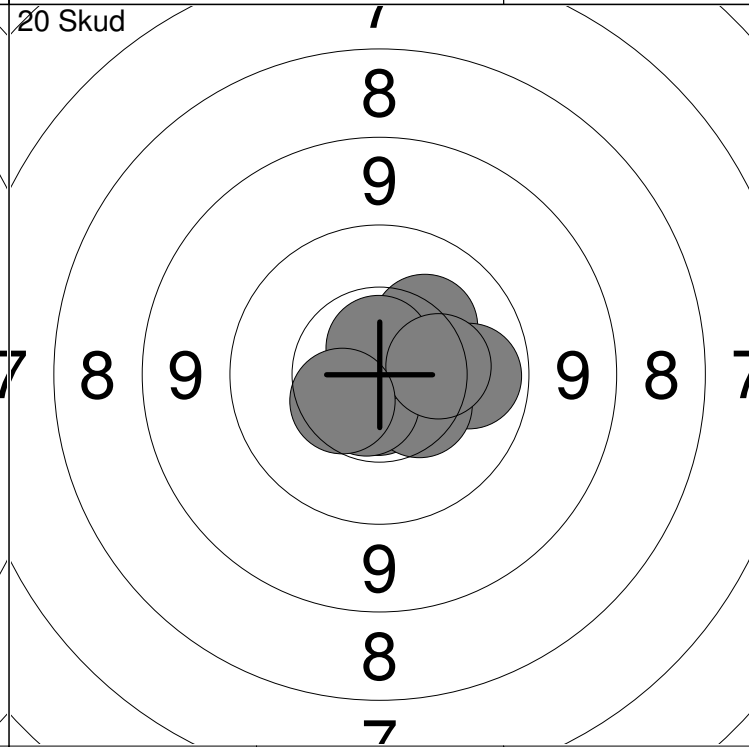
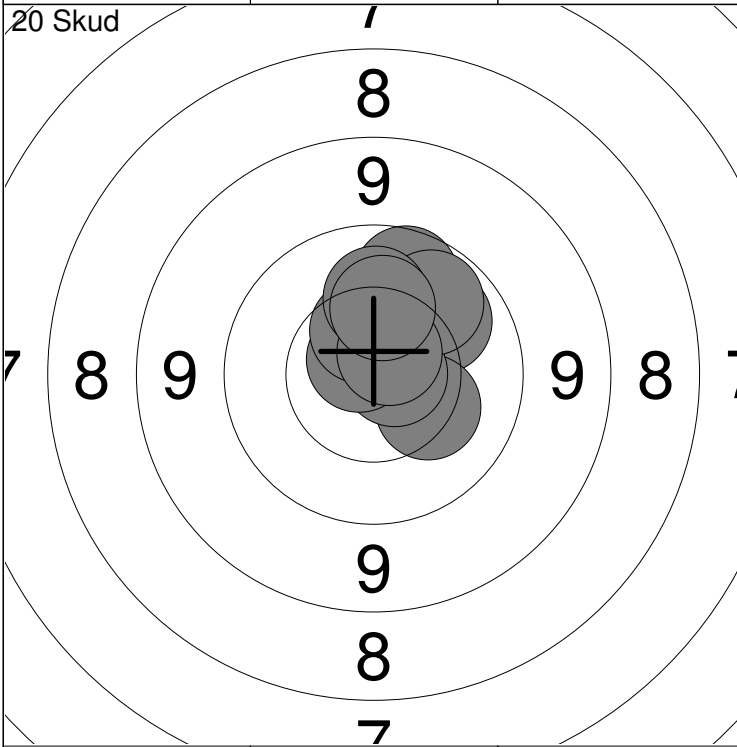


11:	10.3	↘
12:	9.2	↗
13:	8.8	↘
14:	8.2	↘
15:	9.9	↗
16:	9.2	↗
17:	9.3	↗
18:	9.4	↗
19:	8.4	↗
20:	10.3	↘
Serie		89.0
Total		183.0



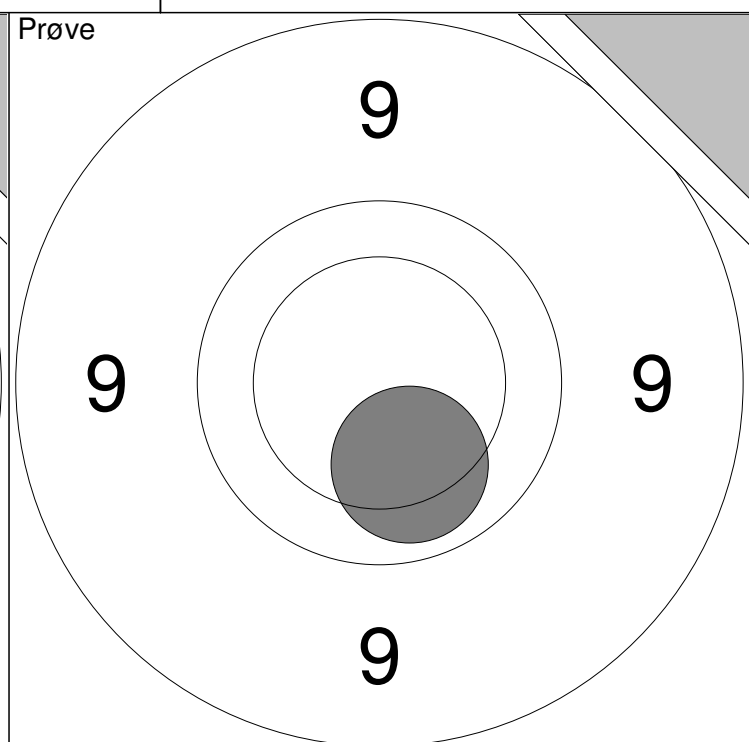
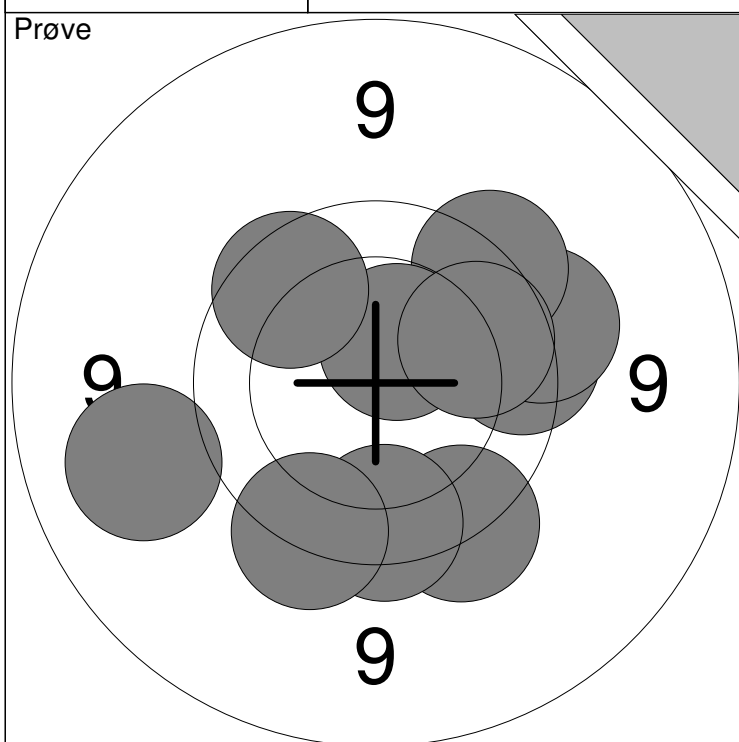
1: 9.7 ←	6: 10.4 ←	Serie	97.0
2: 10.1 ↖	7: 9.4 ↗		Total
3: 10.6 ↘	8: 10.5 ↗		
4: 10.2 →	9: 10.2 ↗		
5: 9.7 ↗	10: 10.1 ↘		

11: *10.6 ←	Serie	30.0
12: 10.3 →		Total
13: 10.5 ↘		



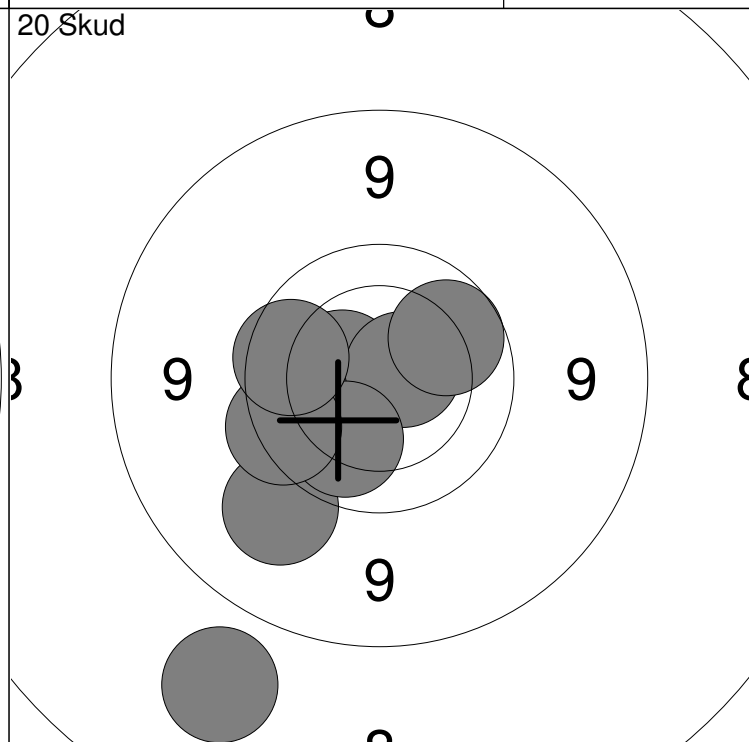
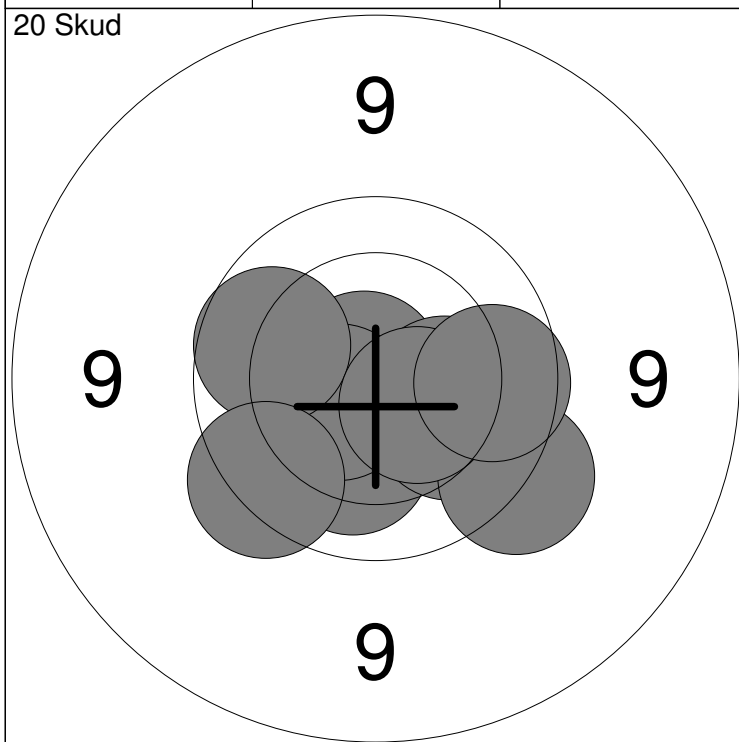
1: 10.1 ↗	6: 10.0 ↗	Serie	99.0
2: 10.3 ↘	7: 10.5 ↑		Total
3: *10.7 →	8: *10.7 ↗		
4: 9.9 ↑	9: 10.2 ↑		
5: *10.7 ↖	10: 10.3 ↑		

11: *10.7 ↓	16: 10.4 ↘	Serie	100.0
12: 10.3 ↗	17: *10.6 ↓		Total
13: 10.6 →	18: *10.7 ↑		
14: 10.0 →	19: 10.3 →		
15: *10.9 ↓	20: 10.5 ↖		



1: 9.7 →	6: 9.2 ←	Serie	91.0
2: 9.6 →	7: 9.8 ↓		
3: 9.6 ↗	8: 9.9 →	Total	0.0
4: 9.6 ↓	9: 9.8 ↖		
5: *10.5 ↗	10: 9.6 ↓		

11: 10.1 ↓	Serie	10.0
	Total	0.0



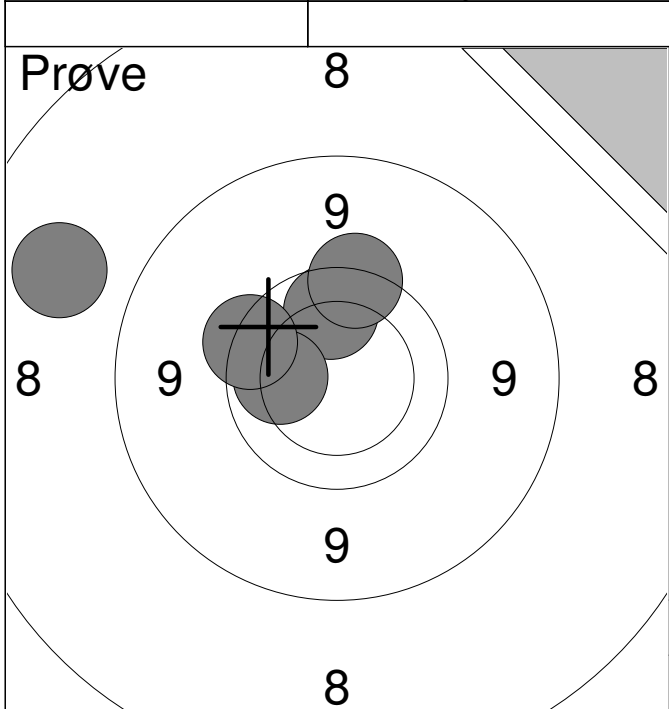
1: 10.2 ↓	6: 9.7 ←	Serie	96.0
2: *10.8 ↗	7: 10.1 ↓		
3: *10.5 ←	8: 9.6 ↓	Total	96.0
4: 9.9 ←	9: 10.5 ↓		
5: 10.3 →	10: 9.9 →		

11: 9.9 ←	16: 10.0 ↓	Serie	92.0
12: 9.3 ↓	17: 8.3 ↓		
13: 10.4 ←	18: 9.9 ↗	Total	188.0
14: 9.9 ←	19: 9.7 ←		
15: *10.6 →	20: 9.8 ←		

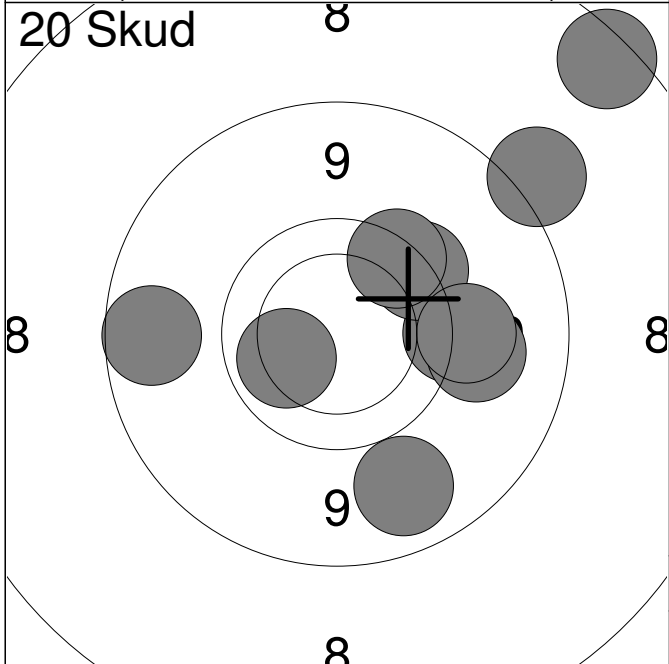
<p>Prøve</p>	<table style="width:100%; border-collapse: collapse;"> <tr><td style="text-align: right;">1:</td><td style="text-align: right;">9.9</td><td style="text-align: right;">↗</td></tr> <tr><td style="text-align: right;">2:</td><td style="text-align: right;">9.6</td><td style="text-align: right;">↑</td></tr> <tr><td style="text-align: right;">3:</td><td style="text-align: right;">9.8</td><td style="text-align: right;">↑</td></tr> <tr><td style="text-align: right;">4:</td><td style="text-align: right;">9.0</td><td style="text-align: right;">↖</td></tr> <tr><td style="text-align: right;">5:</td><td style="text-align: right;">9.9</td><td style="text-align: right;">→</td></tr> </table> <table border="1" style="width:100%; border-collapse: collapse; margin-top: 5px;"> <tr> <td style="width:80%;">Serie</td> <td style="text-align: right;">45.0</td> </tr> <tr> <td>Total</td> <td style="text-align: right;">0.0</td> </tr> </table>	1:	9.9	↗	2:	9.6	↑	3:	9.8	↑	4:	9.0	↖	5:	9.9	→	Serie	45.0	Total	0.0
1:	9.9	↗																		
2:	9.6	↑																		
3:	9.8	↑																		
4:	9.0	↖																		
5:	9.9	→																		
Serie	45.0																			
Total	0.0																			

<p>20 Skud</p>	<table style="width:100%; border-collapse: collapse;"> <tr><td style="text-align: right;">1:</td><td style="text-align: right;">10.2</td><td style="text-align: right;">↗</td></tr> <tr><td style="text-align: right;">2:</td><td style="text-align: right;">9.8</td><td style="text-align: right;">↑</td></tr> <tr><td style="text-align: right;">3:</td><td style="text-align: right;">8.4</td><td style="text-align: right;">←</td></tr> <tr><td style="text-align: right;">4:</td><td style="text-align: right;">9.1</td><td style="text-align: right;">←</td></tr> <tr><td style="text-align: right;">5:</td><td style="text-align: right;">10.4</td><td style="text-align: right;">↓</td></tr> <tr><td style="text-align: right;">6:</td><td style="text-align: right;">9.1</td><td style="text-align: right;">→</td></tr> <tr><td style="text-align: right;">7:</td><td style="text-align: right;">10.0</td><td style="text-align: right;">↓</td></tr> <tr><td style="text-align: right;">8:</td><td style="text-align: right;">10.3</td><td style="text-align: right;">↑</td></tr> <tr><td style="text-align: right;">9:</td><td style="text-align: right;">9.4</td><td style="text-align: right;">↗</td></tr> <tr><td style="text-align: right;">10:</td><td style="text-align: right;">9.3</td><td style="text-align: right;">↗</td></tr> </table> <table border="1" style="width:100%; border-collapse: collapse; margin-top: 5px;"> <tr> <td style="width:80%;">Serie</td> <td style="text-align: right;">93.0</td> </tr> <tr> <td>Total</td> <td style="text-align: right;">93.0</td> </tr> </table>	1:	10.2	↗	2:	9.8	↑	3:	8.4	←	4:	9.1	←	5:	10.4	↓	6:	9.1	→	7:	10.0	↓	8:	10.3	↑	9:	9.4	↗	10:	9.3	↗	Serie	93.0	Total	93.0
1:	10.2	↗																																	
2:	9.8	↑																																	
3:	8.4	←																																	
4:	9.1	←																																	
5:	10.4	↓																																	
6:	9.1	→																																	
7:	10.0	↓																																	
8:	10.3	↑																																	
9:	9.4	↗																																	
10:	9.3	↗																																	
Serie	93.0																																		
Total	93.0																																		

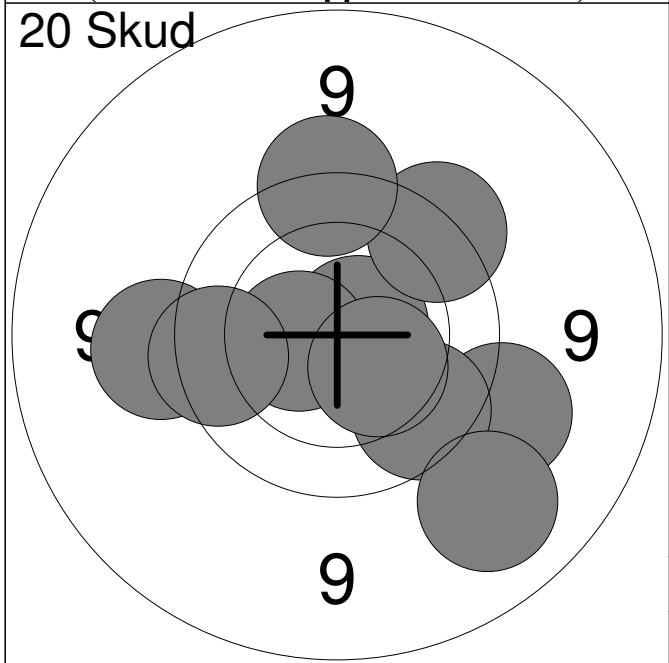
<p>20 Skud</p>	<table style="width:100%; border-collapse: collapse;"> <tr><td style="text-align: right;">11:</td><td style="text-align: right;">8.3</td><td style="text-align: right;">↘</td></tr> <tr><td style="text-align: right;">12:</td><td style="text-align: right;">9.9</td><td style="text-align: right;">→</td></tr> <tr><td style="text-align: right;">13:</td><td style="text-align: right;">9.9</td><td style="text-align: right;">←</td></tr> <tr><td style="text-align: right;">14:</td><td style="text-align: right;">9.3</td><td style="text-align: right;">←</td></tr> <tr><td style="text-align: right;">15:</td><td style="text-align: right;">8.8</td><td style="text-align: right;">↗</td></tr> <tr><td style="text-align: right;">16:</td><td style="text-align: right;">9.1</td><td style="text-align: right;">↖</td></tr> <tr><td style="text-align: right;">17:</td><td style="text-align: right;">10.1</td><td style="text-align: right;">←</td></tr> <tr><td style="text-align: right;">18:</td><td style="text-align: right;">9.3</td><td style="text-align: right;">↓</td></tr> <tr><td style="text-align: right;">19:</td><td style="text-align: right;">9.3</td><td style="text-align: right;">↗</td></tr> <tr><td style="text-align: right;">20:</td><td style="text-align: right;">9.6</td><td style="text-align: right;">←</td></tr> </table> <table border="1" style="width:100%; border-collapse: collapse; margin-top: 5px;"> <tr> <td style="width:80%;">Serie</td> <td style="text-align: right;">89.0</td> </tr> <tr> <td>Total</td> <td style="text-align: right;">182.0</td> </tr> </table>	11:	8.3	↘	12:	9.9	→	13:	9.9	←	14:	9.3	←	15:	8.8	↗	16:	9.1	↖	17:	10.1	←	18:	9.3	↓	19:	9.3	↗	20:	9.6	←	Serie	89.0	Total	182.0
11:	8.3	↘																																	
12:	9.9	→																																	
13:	9.9	←																																	
14:	9.3	←																																	
15:	8.8	↗																																	
16:	9.1	↖																																	
17:	10.1	←																																	
18:	9.3	↓																																	
19:	9.3	↗																																	
20:	9.6	←																																	
Serie	89.0																																		
Total	182.0																																		



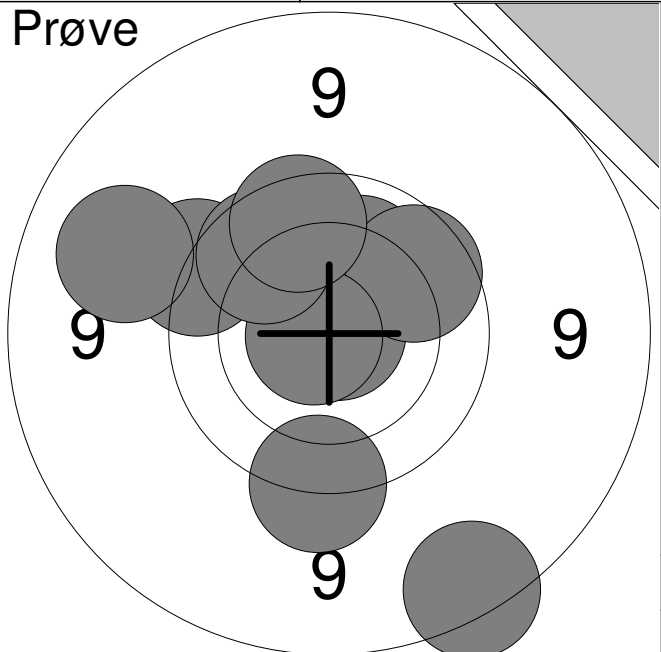
	1:	9.9	↑
	2:	8.2	↖
	3:	9.6	↑
	4:	10.0	↖
	5:	9.7	↖
Serie			45.0
Total			0.0

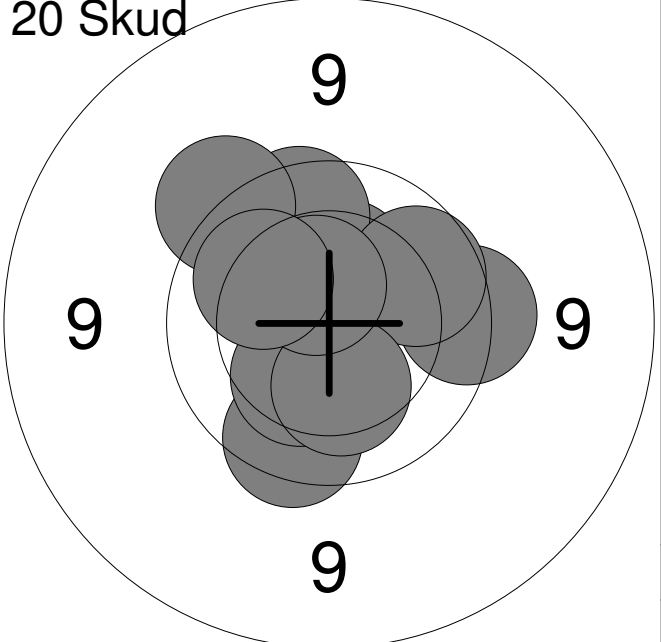


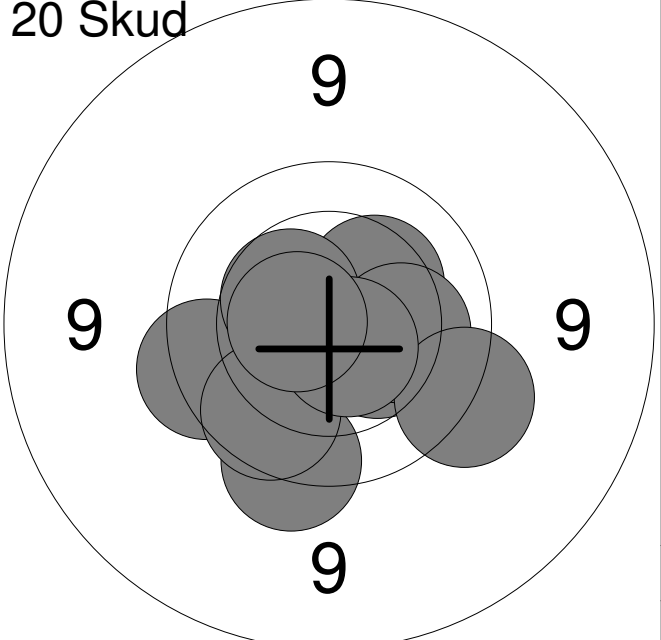
	1:	10.1	↖
	2:	9.5	→
	3:	9.1	↓
	4:	9.6	↗
	5:	9.3	→
	6:	8.9	↖
	7:	8.5	↗
	8:	7.8	↗
	9:	9.7	↗
	10:	9.4	→
Serie			87.0
Total			87.0



	11:	9.4	↖
	12:	*10.7	↗
	13:	9.6	↗
	14:	9.4	→
	15:	9.8	↓
	16:	9.6	↑
	17:	*10.5	↖
	18:	9.8	↖
	19:	9.1	↓
	20:	10.4	↓
Serie			93.0
Total			180.0

<p>Prøve</p> 	<table style="width:100%; border-collapse: collapse;"> <tr><td>1:</td><td>10.1</td><td>↗</td></tr> <tr><td>2:</td><td>9.6</td><td>↓</td></tr> <tr><td>3:</td><td>8.8</td><td>↘</td></tr> <tr><td>4:</td><td>*10.9</td><td>→</td></tr> <tr><td>5:</td><td>9.9</td><td>↗</td></tr> <tr><td>6:</td><td>*10.8</td><td>←</td></tr> <tr><td>7:</td><td>9.6</td><td>↗</td></tr> <tr><td>8:</td><td>9.2</td><td>↗</td></tr> <tr><td>9:</td><td>9.9</td><td>↗</td></tr> <tr><td>10:</td><td>9.8</td><td>↗</td></tr> <tr style="border-top: 1px solid black;"><td colspan="2">Serie</td><td>92.0</td></tr> <tr><td colspan="2">Total</td><td>0.0</td></tr> </table>	1:	10.1	↗	2:	9.6	↓	3:	8.8	↘	4:	*10.9	→	5:	9.9	↗	6:	*10.8	←	7:	9.6	↗	8:	9.2	↗	9:	9.9	↗	10:	9.8	↗	Serie		92.0	Total		0.0
1:	10.1	↗																																			
2:	9.6	↓																																			
3:	8.8	↘																																			
4:	*10.9	→																																			
5:	9.9	↗																																			
6:	*10.8	←																																			
7:	9.6	↗																																			
8:	9.2	↗																																			
9:	9.9	↗																																			
10:	9.8	↗																																			
Serie		92.0																																			
Total		0.0																																			

<p>20 Skud</p> 	<table style="width:100%; border-collapse: collapse;"> <tr><td>1:</td><td>10.3</td><td>↗</td></tr> <tr><td>2:</td><td>9.8</td><td>↗</td></tr> <tr><td>3:</td><td>9.8</td><td>↘</td></tr> <tr><td>4:</td><td>9.7</td><td>→</td></tr> <tr><td>5:</td><td>9.9</td><td>↗</td></tr> <tr><td>6:</td><td>10.3</td><td>↘</td></tr> <tr><td>7:</td><td>9.6</td><td>↗</td></tr> <tr><td>8:</td><td>10.3</td><td>↘</td></tr> <tr><td>9:</td><td>*10.5</td><td>↗</td></tr> <tr><td>10:</td><td>10.1</td><td>↗</td></tr> <tr style="border-top: 1px solid black;"><td colspan="2">Serie</td><td>95.0</td></tr> <tr><td colspan="2">Total</td><td>95.0</td></tr> </table>	1:	10.3	↗	2:	9.8	↗	3:	9.8	↘	4:	9.7	→	5:	9.9	↗	6:	10.3	↘	7:	9.6	↗	8:	10.3	↘	9:	*10.5	↗	10:	10.1	↗	Serie		95.0	Total		95.0
1:	10.3	↗																																			
2:	9.8	↗																																			
3:	9.8	↘																																			
4:	9.7	→																																			
5:	9.9	↗																																			
6:	10.3	↘																																			
7:	9.6	↗																																			
8:	10.3	↘																																			
9:	*10.5	↗																																			
10:	10.1	↗																																			
Serie		95.0																																			
Total		95.0																																			

<p>20 Skud</p> 	<table style="width:100%; border-collapse: collapse;"> <tr><td>11:</td><td>10.4</td><td>↘</td></tr> <tr><td>12:</td><td>9.7</td><td>←</td></tr> <tr><td>13:</td><td>10.3</td><td>↗</td></tr> <tr><td>14:</td><td>9.6</td><td>↘</td></tr> <tr><td>15:</td><td>10.2</td><td>→</td></tr> <tr><td>16:</td><td>9.6</td><td>↘</td></tr> <tr><td>17:</td><td>10.4</td><td>↗</td></tr> <tr><td>18:</td><td>9.9</td><td>↘</td></tr> <tr><td>19:</td><td>*10.6</td><td>↘</td></tr> <tr><td>20:</td><td>*10.6</td><td>←</td></tr> <tr style="border-top: 1px solid black;"><td colspan="2">Serie</td><td>96.0</td></tr> <tr><td colspan="2">Total</td><td>191.0</td></tr> </table>	11:	10.4	↘	12:	9.7	←	13:	10.3	↗	14:	9.6	↘	15:	10.2	→	16:	9.6	↘	17:	10.4	↗	18:	9.9	↘	19:	*10.6	↘	20:	*10.6	←	Serie		96.0	Total		191.0
11:	10.4	↘																																			
12:	9.7	←																																			
13:	10.3	↗																																			
14:	9.6	↘																																			
15:	10.2	→																																			
16:	9.6	↘																																			
17:	10.4	↗																																			
18:	9.9	↘																																			
19:	*10.6	↘																																			
20:	*10.6	←																																			
Serie		96.0																																			
Total		191.0																																			

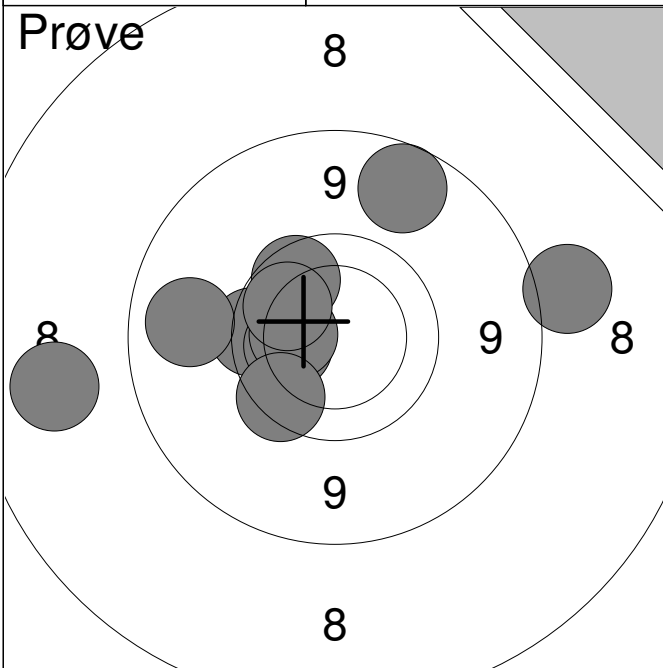
Hold
16

Skive
2

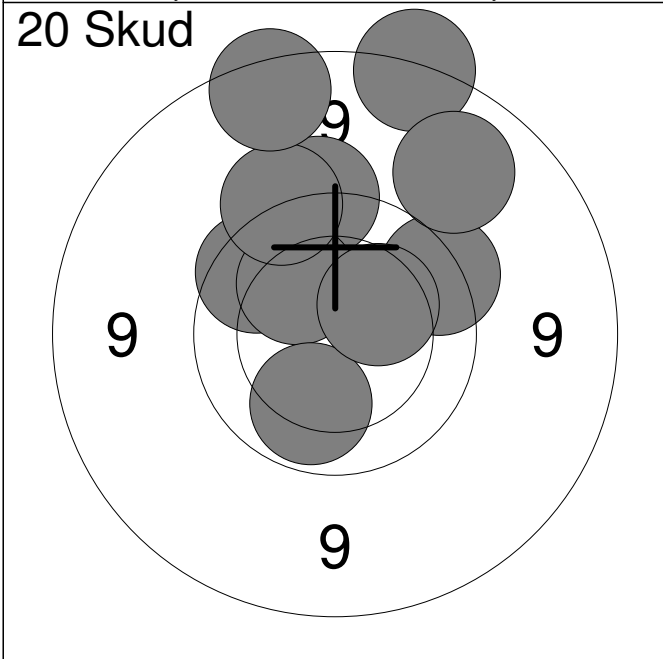
Flemming Rosengren Ochsendorf

Mou & Omegns Skf.

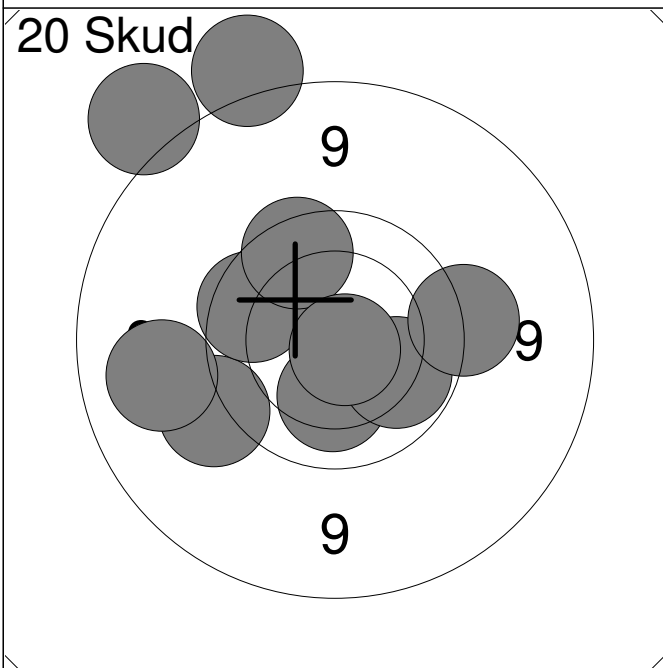
MÅ3



1:	9.7	←
2:	10.1	←
3:	8.5	→
4:	10.2	←
5:	8.9	↗
6:	8.2	←
7:	9.8	↗
8:	9.7	↘
9:	10.0	↗
10:	9.1	←
Serie		90.0
Total		0.0



1:	9.8	↗
2:	8.7	↗
3:	9.5	↗
4:	9.7	↗
5:	10.2	↗
6:	10.0	↘
7:	10.3	↗
8:	9.5	↗
9:	8.8	↗
10:	9.1	↗
Serie		91.0
Total		91.0



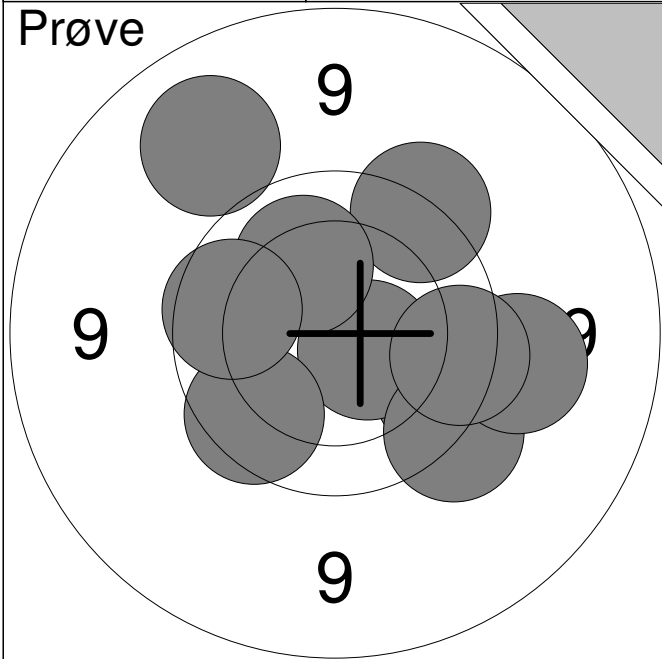
11:	9.4	←
12:	10.2	↓
13:	10.0	↘
14:	9.8	↗
15:	9.8	↗
16:	9.5	→
17:	9.1	←
18:	8.5	↗
19:	8.5	↗
20:	*10.8	↘
Serie		91.0
Total		182.0

Hold
16Skive
3**Allan Pallisgaard**

Mou & Omegns Skf.

MÅ2

Prøve

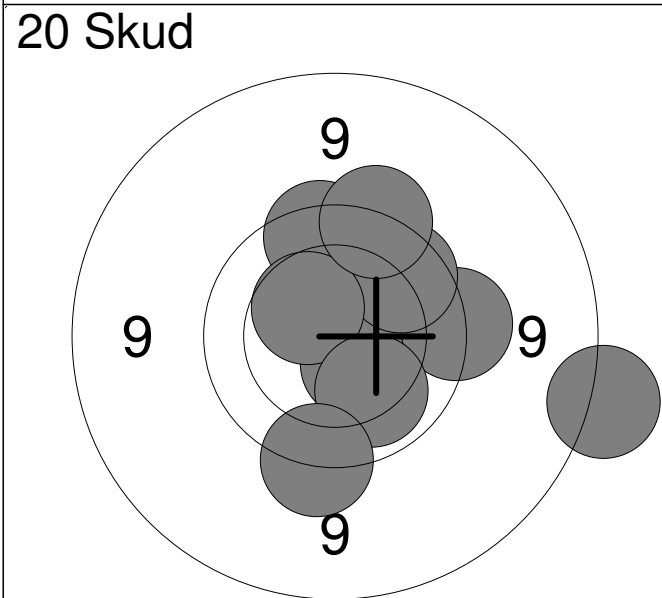


1:	9.1	↗
2:	9.6	↗
3:	9.8	↘
4:	*10.6	↘
5:	9.6	↘
6:	10.1	↗
7:	9.8	↖
8:	9.4	→
9:	9.7	→
10:	9.9	↖

Serie 92.0

Total 0.0

20 Skud

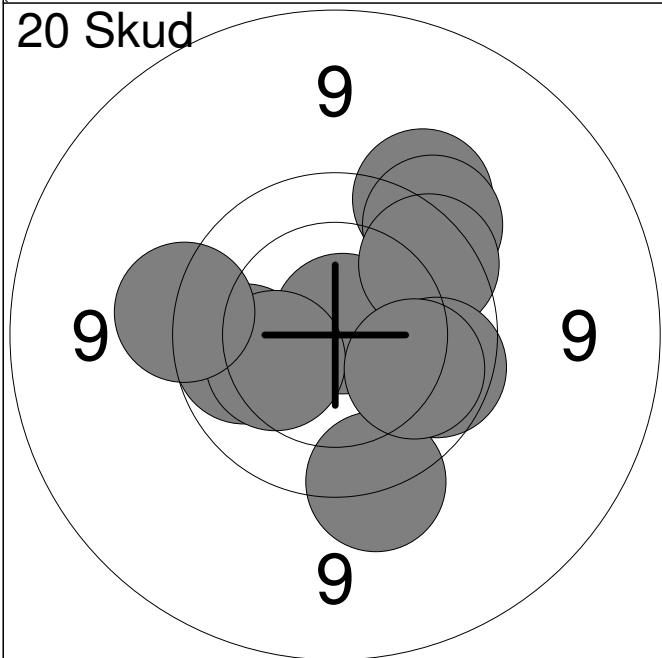


1:	8.6	→
2:	*10.7	→
3:	10.5	↘
4:	9.8	↗
5:	9.6	→
6:	9.8	↗
7:	10.4	↗
8:	10.1	↘
9:	9.6	↘
10:	9.6	↗

Serie 93.0

Total 93.0

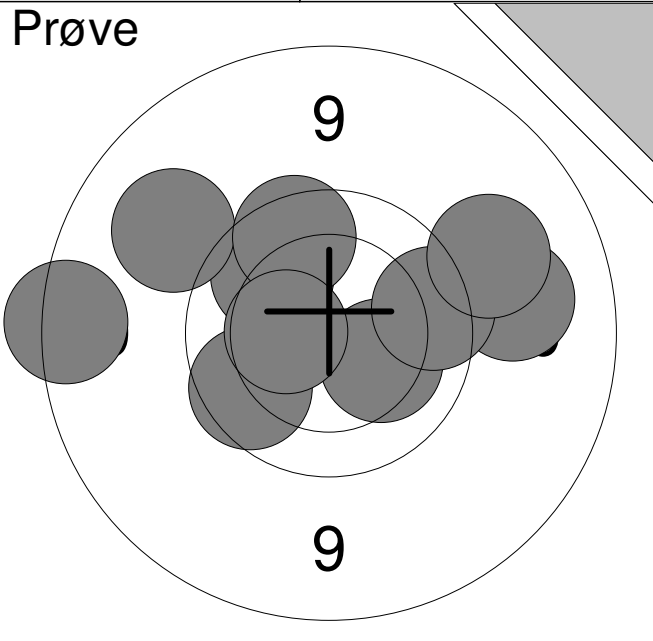
20 Skud

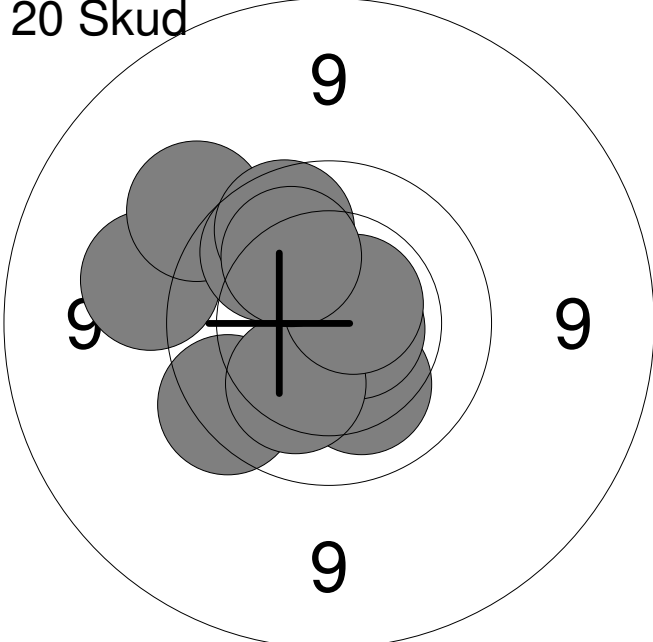


11:	*10.8	↗
12:	9.9	↖
13:	10.2	↖
14:	9.5	↗
15:	9.6	↗
16:	9.8	↗
17:	9.6	↖
18:	9.9	→
19:	9.6	↘
20:	10.0	↘

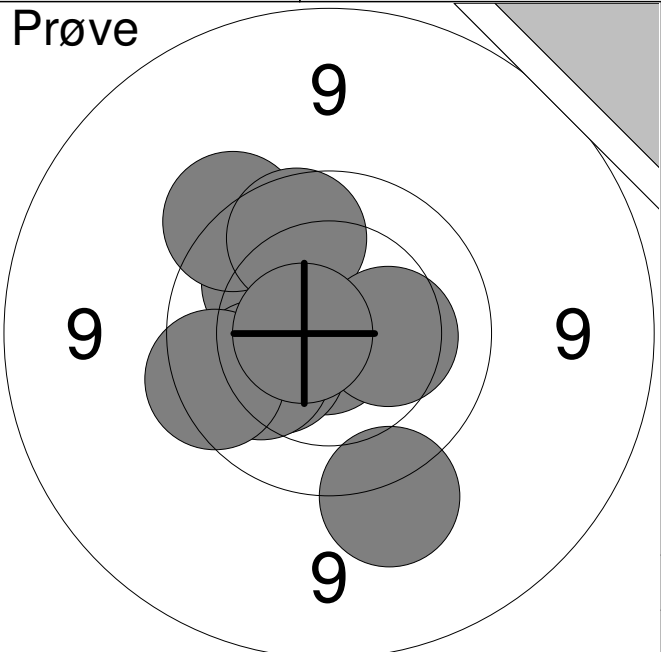
Serie 93.0

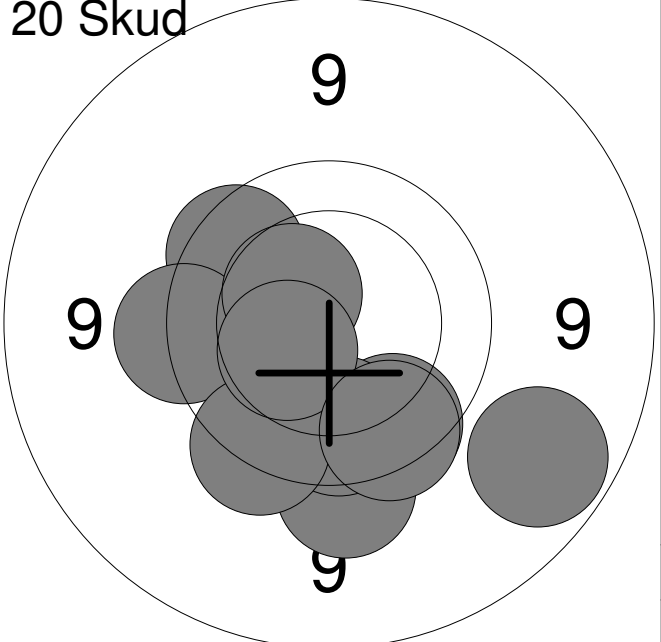
Total 186.0

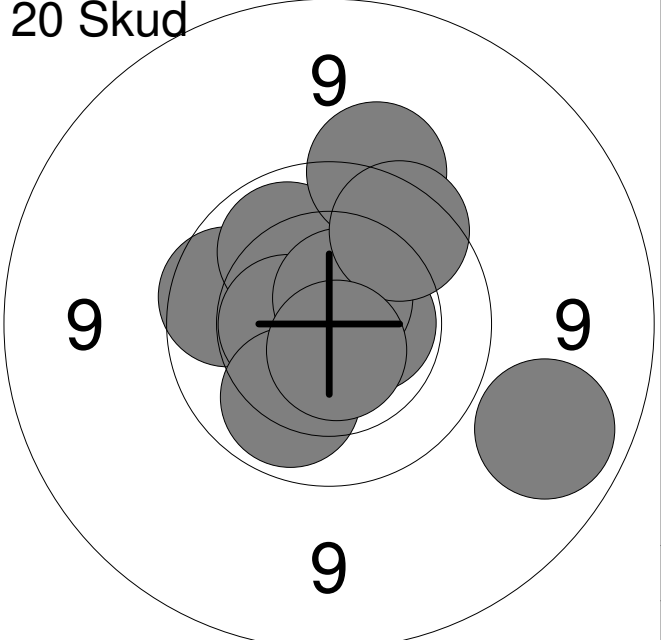
<p>Prøve</p> 	<table style="width:100%; border-collapse: collapse;"> <tr><td>1:</td><td>9.9</td><td style="text-align: center;">↗</td></tr> <tr><td>2:</td><td>9.2</td><td style="text-align: center;">↗</td></tr> <tr><td>3:</td><td>9.8</td><td style="text-align: center;">↗</td></tr> <tr><td>4:</td><td>10.2</td><td style="text-align: center;">↘</td></tr> <tr><td>5:</td><td>9.2</td><td style="text-align: center;">→</td></tr> <tr><td>6:</td><td>9.8</td><td style="text-align: center;">→</td></tr> <tr><td>7:</td><td>9.3</td><td style="text-align: center;">↗</td></tr> <tr><td>8:</td><td>9.9</td><td style="text-align: center;">↖</td></tr> <tr><td>9:</td><td>10.4</td><td style="text-align: center;">←</td></tr> <tr><td>10:</td><td>8.8</td><td style="text-align: center;">←</td></tr> <tr><td colspan="2">Serie</td><td style="text-align: right;">91.0</td></tr> <tr><td colspan="2">Total</td><td style="text-align: right;">0.0</td></tr> </table>	1:	9.9	↗	2:	9.2	↗	3:	9.8	↗	4:	10.2	↘	5:	9.2	→	6:	9.8	→	7:	9.3	↗	8:	9.9	↖	9:	10.4	←	10:	8.8	←	Serie		91.0	Total		0.0
1:	9.9	↗																																			
2:	9.2	↗																																			
3:	9.8	↗																																			
4:	10.2	↘																																			
5:	9.2	→																																			
6:	9.8	→																																			
7:	9.3	↗																																			
8:	9.9	↖																																			
9:	10.4	←																																			
10:	8.8	←																																			
Serie		91.0																																			
Total		0.0																																			

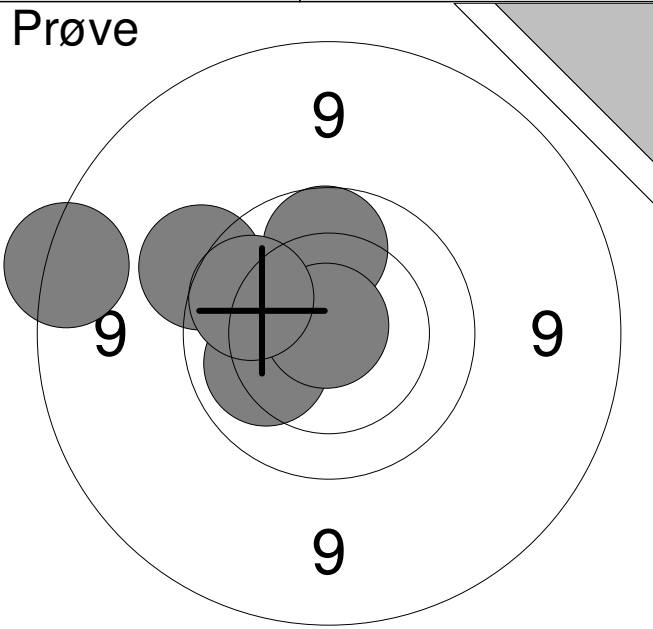
<p>20 Skud</p> 	<table style="width:100%; border-collapse: collapse;"> <tr><td>1:</td><td>9.4</td><td style="text-align: center;">←</td></tr> <tr><td>2:</td><td>9.7</td><td style="text-align: center;">↖</td></tr> <tr><td>3:</td><td>9.5</td><td style="text-align: center;">↗</td></tr> <tr><td>4:</td><td>10.2</td><td style="text-align: center;">↘</td></tr> <tr><td>5:</td><td>10.0</td><td style="text-align: center;">↗</td></tr> <tr><td>6:</td><td>*10.7</td><td style="text-align: center;">↘</td></tr> <tr><td>7:</td><td>10.2</td><td style="text-align: center;">↖</td></tr> <tr><td>8:</td><td>*10.6</td><td style="text-align: center;">↗</td></tr> <tr><td>9:</td><td>9.9</td><td style="text-align: center;">↗</td></tr> <tr><td>10:</td><td>10.1</td><td style="text-align: center;">↗</td></tr> <tr><td colspan="2">Serie</td><td style="text-align: right;">96.0</td></tr> <tr><td colspan="2">Total</td><td style="text-align: right;">96.0</td></tr> </table>	1:	9.4	←	2:	9.7	↖	3:	9.5	↗	4:	10.2	↘	5:	10.0	↗	6:	*10.7	↘	7:	10.2	↖	8:	*10.6	↗	9:	9.9	↗	10:	10.1	↗	Serie		96.0	Total		96.0
1:	9.4	←																																			
2:	9.7	↖																																			
3:	9.5	↗																																			
4:	10.2	↘																																			
5:	10.0	↗																																			
6:	*10.7	↘																																			
7:	10.2	↖																																			
8:	*10.6	↗																																			
9:	9.9	↗																																			
10:	10.1	↗																																			
Serie		96.0																																			
Total		96.0																																			

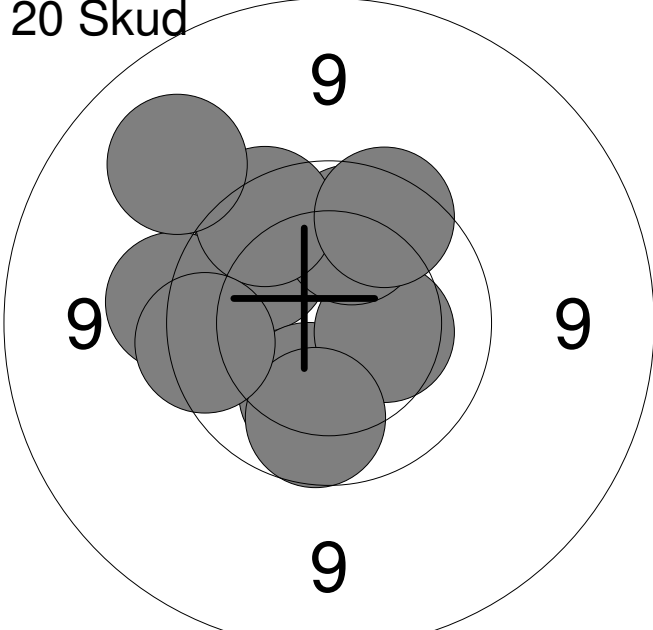
<p>20 Skud</p> 	<table style="width:100%; border-collapse: collapse;"> <tr><td>11:</td><td>9.4</td><td style="text-align: center;">←</td></tr> <tr><td>12:</td><td>10.1</td><td style="text-align: center;">↓</td></tr> <tr><td>13:</td><td>*10.7</td><td style="text-align: center;">↑</td></tr> <tr><td>14:</td><td>10.3</td><td style="text-align: center;">↖</td></tr> <tr><td>15:</td><td>8.9</td><td style="text-align: center;">↘</td></tr> <tr><td>16:</td><td>10.3</td><td style="text-align: center;">↘</td></tr> <tr><td>17:</td><td>9.7</td><td style="text-align: center;">→</td></tr> <tr><td>18:</td><td>9.4</td><td style="text-align: center;">↘</td></tr> <tr><td>19:</td><td>9.3</td><td style="text-align: center;">↘</td></tr> <tr><td>20:</td><td>10.2</td><td style="text-align: center;">↖</td></tr> <tr><td colspan="2">Serie</td><td style="text-align: right;">94.0</td></tr> <tr><td colspan="2">Total</td><td style="text-align: right;">190.0</td></tr> </table>	11:	9.4	←	12:	10.1	↓	13:	*10.7	↑	14:	10.3	↖	15:	8.9	↘	16:	10.3	↘	17:	9.7	→	18:	9.4	↘	19:	9.3	↘	20:	10.2	↖	Serie		94.0	Total		190.0
11:	9.4	←																																			
12:	10.1	↓																																			
13:	*10.7	↑																																			
14:	10.3	↖																																			
15:	8.9	↘																																			
16:	10.3	↘																																			
17:	9.7	→																																			
18:	9.4	↘																																			
19:	9.3	↘																																			
20:	10.2	↖																																			
Serie		94.0																																			
Total		190.0																																			

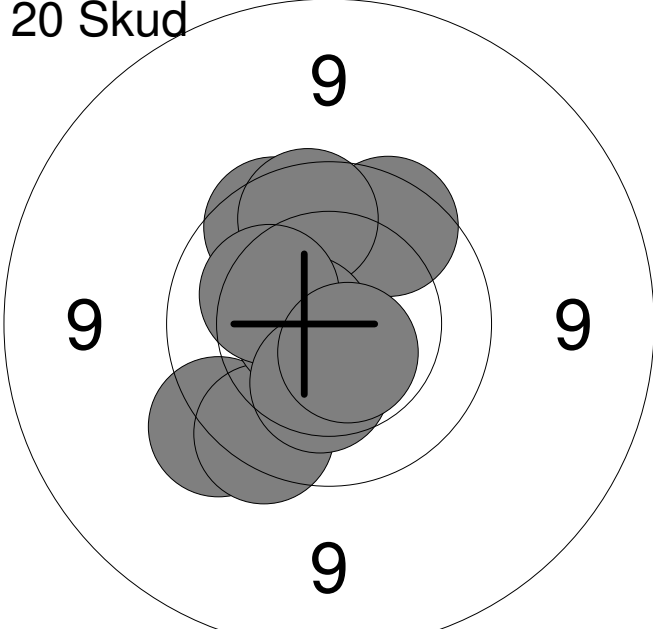
<p>Prøve</p> 	<table style="width:100%; border-collapse: collapse;"> <tr><td style="width:10%;">1:</td><td style="width:15%;">10.1</td><td style="width:10%; text-align: center;">↗</td></tr> <tr><td>2:</td><td>*10.8</td><td style="text-align: center;">↘</td></tr> <tr><td>3:</td><td>10.3</td><td style="text-align: center;">↙</td></tr> <tr><td>4:</td><td>9.6</td><td style="text-align: center;">↗</td></tr> <tr><td>5:</td><td>9.9</td><td style="text-align: center;">↗</td></tr> <tr><td>6:</td><td>9.4</td><td style="text-align: center;">↘</td></tr> <tr><td>7:</td><td>10.1</td><td style="text-align: center;">↙</td></tr> <tr><td>8:</td><td>9.8</td><td style="text-align: center;">↙</td></tr> <tr><td>9:</td><td>10.3</td><td style="text-align: center;">→</td></tr> <tr><td>10:</td><td>*10.7</td><td style="text-align: center;">←</td></tr> <tr><td colspan="2">Serie</td><td style="text-align: right;">96.0</td></tr> <tr><td colspan="2">Total</td><td style="text-align: right;">0.0</td></tr> </table>	1:	10.1	↗	2:	*10.8	↘	3:	10.3	↙	4:	9.6	↗	5:	9.9	↗	6:	9.4	↘	7:	10.1	↙	8:	9.8	↙	9:	10.3	→	10:	*10.7	←	Serie		96.0	Total		0.0
1:	10.1	↗																																			
2:	*10.8	↘																																			
3:	10.3	↙																																			
4:	9.6	↗																																			
5:	9.9	↗																																			
6:	9.4	↘																																			
7:	10.1	↙																																			
8:	9.8	↙																																			
9:	10.3	→																																			
10:	*10.7	←																																			
Serie		96.0																																			
Total		0.0																																			

<p>20 Skud</p> 	<table style="width:100%; border-collapse: collapse;"> <tr><td style="width:10%;">1:</td><td style="width:15%;">9.8</td><td style="width:10%; text-align: center;">↗</td></tr> <tr><td>2:</td><td>9.6</td><td style="text-align: center;">←</td></tr> <tr><td>3:</td><td>9.5</td><td style="text-align: center;">↘</td></tr> <tr><td>4:</td><td>9.8</td><td style="text-align: center;">↘</td></tr> <tr><td>5:</td><td>9.9</td><td style="text-align: center;">↘</td></tr> <tr><td>6:</td><td>9.7</td><td style="text-align: center;">↘</td></tr> <tr><td>7:</td><td>10.4</td><td style="text-align: center;">↗</td></tr> <tr><td>8:</td><td>10.4</td><td style="text-align: center;">↙</td></tr> <tr><td>9:</td><td>9.0</td><td style="text-align: center;">↘</td></tr> <tr><td>10:</td><td>9.8</td><td style="text-align: center;">↘</td></tr> <tr><td colspan="2">Serie</td><td style="text-align: right;">92.0</td></tr> <tr><td colspan="2">Total</td><td style="text-align: right;">92.0</td></tr> </table>	1:	9.8	↗	2:	9.6	←	3:	9.5	↘	4:	9.8	↘	5:	9.9	↘	6:	9.7	↘	7:	10.4	↗	8:	10.4	↙	9:	9.0	↘	10:	9.8	↘	Serie		92.0	Total		92.0
1:	9.8	↗																																			
2:	9.6	←																																			
3:	9.5	↘																																			
4:	9.8	↘																																			
5:	9.9	↘																																			
6:	9.7	↘																																			
7:	10.4	↗																																			
8:	10.4	↙																																			
9:	9.0	↘																																			
10:	9.8	↘																																			
Serie		92.0																																			
Total		92.0																																			

<p>20 Skud</p> 	<table style="width:100%; border-collapse: collapse;"> <tr><td style="width:10%;">11:</td><td style="width:15%;">9.9</td><td style="width:10%; text-align: center;">←</td></tr> <tr><td>12:</td><td>10.1</td><td style="text-align: center;">↗</td></tr> <tr><td>13:</td><td>9.5</td><td style="text-align: center;">↗</td></tr> <tr><td>14:</td><td>*10.5</td><td style="text-align: center;">←</td></tr> <tr><td>15:</td><td>*10.5</td><td style="text-align: center;">→</td></tr> <tr><td>16:</td><td>*10.6</td><td style="text-align: center;">↗</td></tr> <tr><td>17:</td><td>9.8</td><td style="text-align: center;">↗</td></tr> <tr><td>18:</td><td>9.0</td><td style="text-align: center;">↘</td></tr> <tr><td>19:</td><td>10.1</td><td style="text-align: center;">↘</td></tr> <tr><td>20:</td><td>*10.7</td><td style="text-align: center;">↘</td></tr> <tr><td colspan="2">Serie</td><td style="text-align: right;">96.0</td></tr> <tr><td colspan="2">Total</td><td style="text-align: right;">188.0</td></tr> </table>	11:	9.9	←	12:	10.1	↗	13:	9.5	↗	14:	*10.5	←	15:	*10.5	→	16:	*10.6	↗	17:	9.8	↗	18:	9.0	↘	19:	10.1	↘	20:	*10.7	↘	Serie		96.0	Total		188.0
11:	9.9	←																																			
12:	10.1	↗																																			
13:	9.5	↗																																			
14:	*10.5	←																																			
15:	*10.5	→																																			
16:	*10.6	↗																																			
17:	9.8	↗																																			
18:	9.0	↘																																			
19:	10.1	↘																																			
20:	*10.7	↘																																			
Serie		96.0																																			
Total		188.0																																			

<p>Prøve</p> 	<table style="width:100%; border-collapse: collapse;"> <tr><td style="width:10%;">1:</td><td style="width:15%;">8.8</td><td style="width:10%; text-align: center;">↖</td></tr> <tr><td>2:</td><td>9.5</td><td style="text-align: center;">↗</td></tr> <tr><td>3:</td><td>9.9</td><td style="text-align: center;">↑</td></tr> <tr><td>4:</td><td>10.1</td><td style="text-align: center;">↖</td></tr> <tr><td>5:</td><td>*10.9</td><td style="text-align: center;">↗</td></tr> <tr><td>6:</td><td>9.9</td><td style="text-align: center;">↗</td></tr> </table>	1:	8.8	↖	2:	9.5	↗	3:	9.9	↑	4:	10.1	↖	5:	*10.9	↗	6:	9.9	↗
1:	8.8	↖																	
2:	9.5	↗																	
3:	9.9	↑																	
4:	10.1	↖																	
5:	*10.9	↗																	
6:	9.9	↗																	
<table style="width:100%; border-collapse: collapse;"> <tr> <td style="width:10%; text-align: right;">Serie</td> <td style="width:80%;"></td> <td style="width:10%; text-align: right;">55.0</td> </tr> <tr> <td style="text-align: right;">Total</td> <td></td> <td style="text-align: right;">0.0</td> </tr> </table>		Serie		55.0	Total		0.0												
Serie		55.0																	
Total		0.0																	

<p>20 Skud</p> 	<table style="width:100%; border-collapse: collapse;"> <tr><td style="width:10%;">1:</td><td style="width:15%;">9.9</td><td style="width:10%; text-align: center;">↗</td></tr> <tr><td>2:</td><td>9.6</td><td style="text-align: center;">↖</td></tr> <tr><td>3:</td><td>10.2</td><td style="text-align: center;">↘</td></tr> <tr><td>4:</td><td>10.3</td><td style="text-align: center;">→</td></tr> <tr><td>5:</td><td>10.0</td><td style="text-align: center;">↗</td></tr> <tr><td>6:</td><td>9.8</td><td style="text-align: center;">↗</td></tr> <tr><td>7:</td><td>9.9</td><td style="text-align: center;">↘</td></tr> <tr><td>8:</td><td>9.7</td><td style="text-align: center;">↖</td></tr> <tr><td>9:</td><td>9.8</td><td style="text-align: center;">↗</td></tr> <tr><td>10:</td><td>9.2</td><td style="text-align: center;">↗</td></tr> </table>	1:	9.9	↗	2:	9.6	↖	3:	10.2	↘	4:	10.3	→	5:	10.0	↗	6:	9.8	↗	7:	9.9	↘	8:	9.7	↖	9:	9.8	↗	10:	9.2	↗
1:	9.9	↗																													
2:	9.6	↖																													
3:	10.2	↘																													
4:	10.3	→																													
5:	10.0	↗																													
6:	9.8	↗																													
7:	9.9	↘																													
8:	9.7	↖																													
9:	9.8	↗																													
10:	9.2	↗																													
<table style="width:100%; border-collapse: collapse;"> <tr> <td style="width:10%; text-align: right;">Serie</td> <td style="width:80%;"></td> <td style="width:10%; text-align: right;">93.0</td> </tr> <tr> <td style="text-align: right;">Total</td> <td></td> <td style="text-align: right;">93.0</td> </tr> </table>		Serie		93.0	Total		93.0																								
Serie		93.0																													
Total		93.0																													

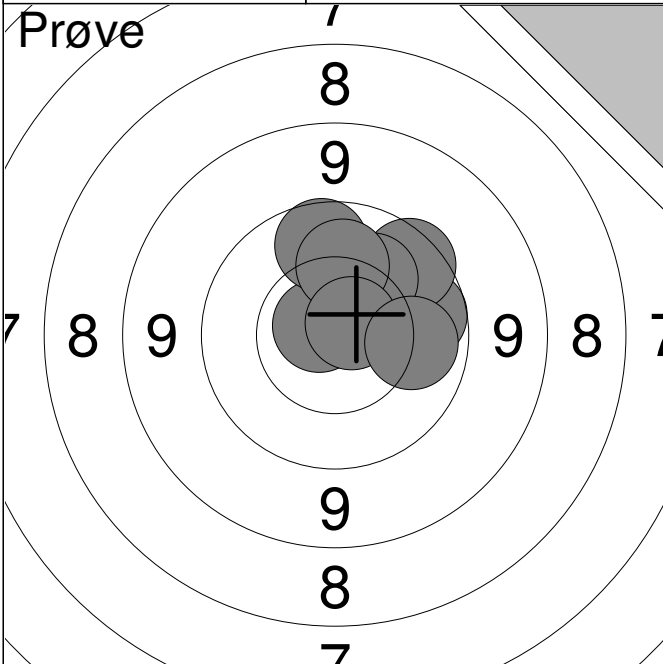
<p>20 Skud</p> 	<table style="width:100%; border-collapse: collapse;"> <tr><td style="width:10%;">11:</td><td style="width:15%;">9.6</td><td style="width:10%; text-align: center;">↖</td></tr> <tr><td>12:</td><td>9.9</td><td style="text-align: center;">↑</td></tr> <tr><td>13:</td><td>9.8</td><td style="text-align: center;">↗</td></tr> <tr><td>14:</td><td>9.8</td><td style="text-align: center;">↗</td></tr> <tr><td>15:</td><td>9.7</td><td style="text-align: center;">↖</td></tr> <tr><td>16:</td><td>9.9</td><td style="text-align: center;">↗</td></tr> <tr><td>17:</td><td>*10.7</td><td style="text-align: center;">↖</td></tr> <tr><td>18:</td><td>10.2</td><td style="text-align: center;">↗</td></tr> <tr><td>19:</td><td>10.3</td><td style="text-align: center;">↘</td></tr> <tr><td>20:</td><td>*10.6</td><td style="text-align: center;">↘</td></tr> </table>	11:	9.6	↖	12:	9.9	↑	13:	9.8	↗	14:	9.8	↗	15:	9.7	↖	16:	9.9	↗	17:	*10.7	↖	18:	10.2	↗	19:	10.3	↘	20:	*10.6	↘
11:	9.6	↖																													
12:	9.9	↑																													
13:	9.8	↗																													
14:	9.8	↗																													
15:	9.7	↖																													
16:	9.9	↗																													
17:	*10.7	↖																													
18:	10.2	↗																													
19:	10.3	↘																													
20:	*10.6	↘																													
<table style="width:100%; border-collapse: collapse;"> <tr> <td style="width:10%; text-align: right;">Serie</td> <td style="width:80%;"></td> <td style="width:10%; text-align: right;">94.0</td> </tr> <tr> <td style="text-align: right;">Total</td> <td></td> <td style="text-align: right;">187.0</td> </tr> </table>		Serie		94.0	Total		187.0																								
Serie		94.0																													
Total		187.0																													

Hold
16Skive
7**Mads Bakke Nielsen**

Thisted Skyttekreds

J2

Prøve

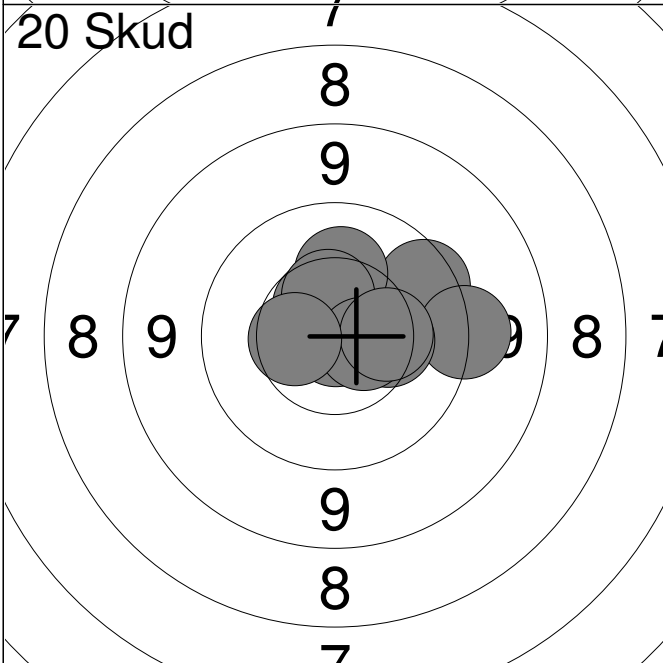


1:	*10.7	↖
2:	9.9	→
3:	9.9	↑
4:	10.3	→
5:	9.7	↗
6:	10.3	↗
7:	10.2	↗
8:	10.1	↑
9:	*10.7	↗
10:	10.1	→

Serie 97.0

Total 0.0

20 Skud

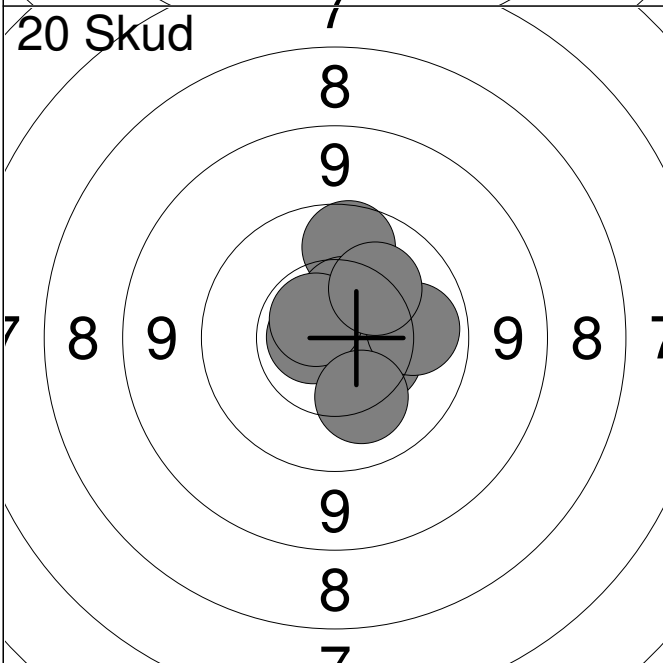


1:	9.8	↗
2:	9.4	→
3:	*10.9	↓
4:	10.3	→
5:	10.6	↗
6:	10.2	↑
7:	10.5	↑
8:	*10.6	→
9:	10.4	→
10:	10.5	←

Serie 98.0

Total 98.0

20 Skud



11:	10.3	↗
12:	10.4	↗
13:	9.9	↑
14:	10.5	↑
15:	*10.7	←
16:	10.4	↘
17:	10.0	→
18:	*10.6	↗
19:	10.2	↗
20:	10.2	↓

Serie 99.0

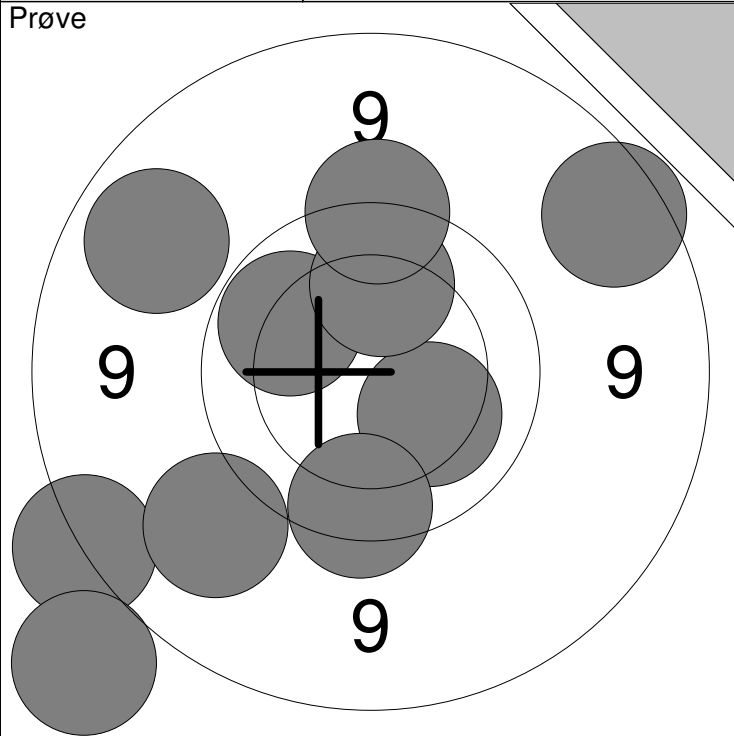
Total 197.0

Hold
16Skive
8**Morten S. Pedersen**

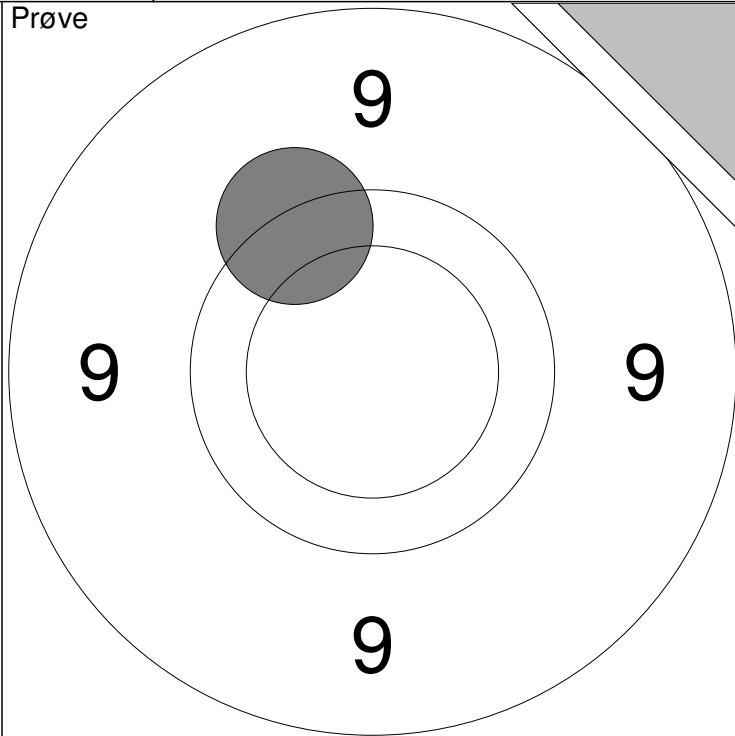
Ullerup Skytteforening

MUN

Prøve



Prøve



1: 10.2 ↘
2: 8.7 ↙
3: 9.0 ↗
4: 8.9 ↗
5: 10.0 ↖

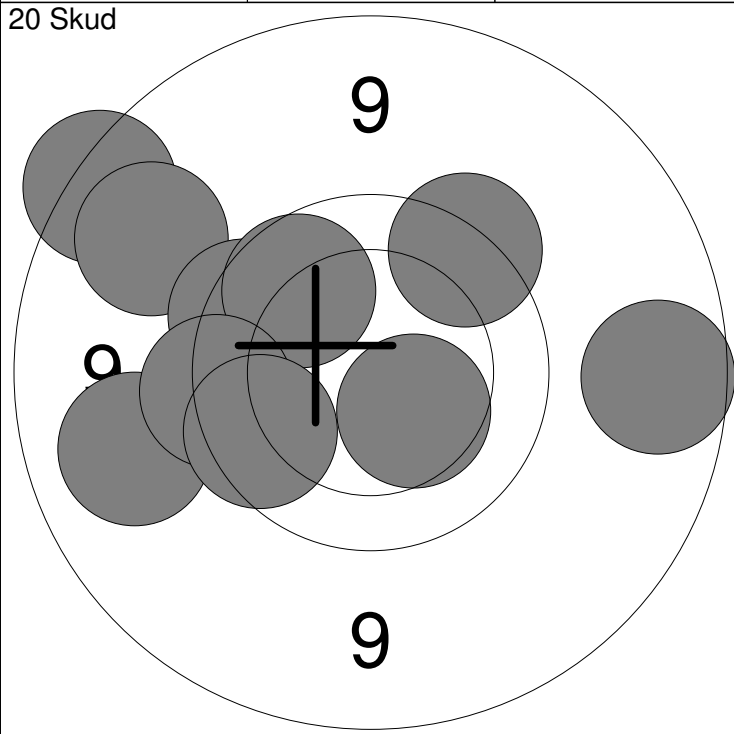
6: 10.0 ↑
7: 9.2 ↙
8: 9.7 ↓
9: 9.6 ↑
10: 8.4 ↙

Serie 90.0
Total 0.0

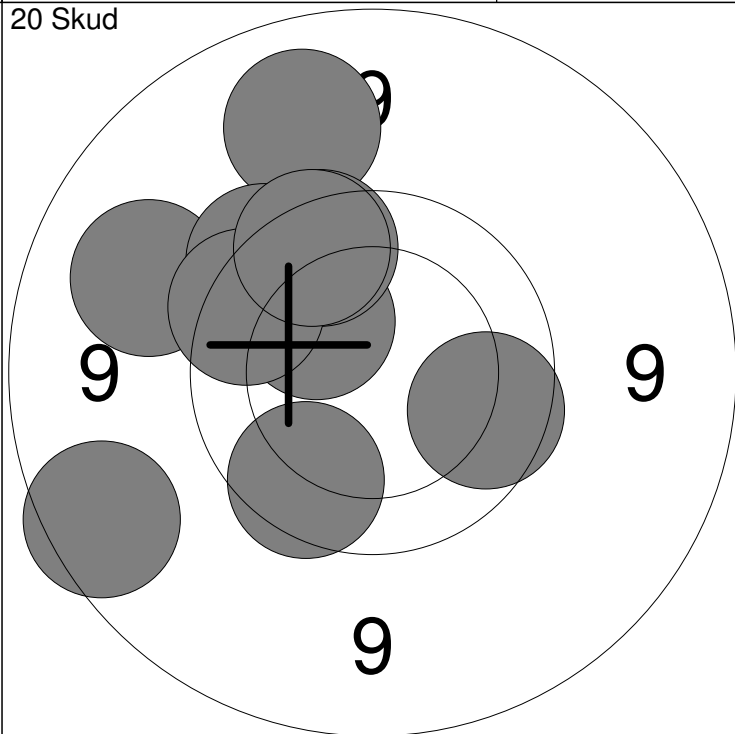
11: 9.6 ↖

Serie 9.0
Total 0.0

20 Skud



20 Skud



1: 8.8 ↗
2: 10.4 ↘
3: 9.1 ↗
4: 9.7 ↗
5: 9.7 ↖

6: 8.9 →
7: 9.9 ↗
8: 9.1 ↖
9: 9.6 ↖
10: 9.8 ↖

Serie 89.0
Total 89.0

11: 9.1 ↑
12: 9.2 ↗
13: 10.2 ↗
14: 9.8 ↗
15: 9.7 ↗

16: 9.7 ↖
17: 9.8 ↗
18: 9.9 →
19: 8.9 ↖
20: 9.8 ↘

Serie 90.0
Total 179.0

<p>Prøve</p>	<table style="width:100%; border-collapse: collapse;"> <tr><td style="width:10%;">1:</td><td style="width:15%;">9.0</td><td style="width:10%; text-align: center;">←</td></tr> <tr><td>2:</td><td>9.5</td><td style="text-align: center;">↙</td></tr> <tr><td>3:</td><td>10.2</td><td style="text-align: center;">↙</td></tr> <tr><td>4:</td><td>9.8</td><td style="text-align: center;">↙</td></tr> <tr><td>5:</td><td>9.1</td><td style="text-align: center;">↙</td></tr> <tr><td>6:</td><td>9.0</td><td style="text-align: center;">↑</td></tr> <tr><td>7:</td><td>10.4</td><td style="text-align: center;">↙</td></tr> <tr><td>8:</td><td>10.4</td><td style="text-align: center;">↑</td></tr> </table>	1:	9.0	←	2:	9.5	↙	3:	10.2	↙	4:	9.8	↙	5:	9.1	↙	6:	9.0	↑	7:	10.4	↙	8:	10.4	↑
1:	9.0	←																							
2:	9.5	↙																							
3:	10.2	↙																							
4:	9.8	↙																							
5:	9.1	↙																							
6:	9.0	↑																							
7:	10.4	↙																							
8:	10.4	↑																							
	<table border="1" style="width:100%; border-collapse: collapse;"> <tr> <td style="width:10%;">Serie</td> <td style="width:15%;"></td> <td style="width:10%; text-align: right;">75.0</td> </tr> <tr> <td>Total</td> <td></td> <td style="text-align: right;">0.0</td> </tr> </table>	Serie		75.0	Total		0.0																		
Serie		75.0																							
Total		0.0																							

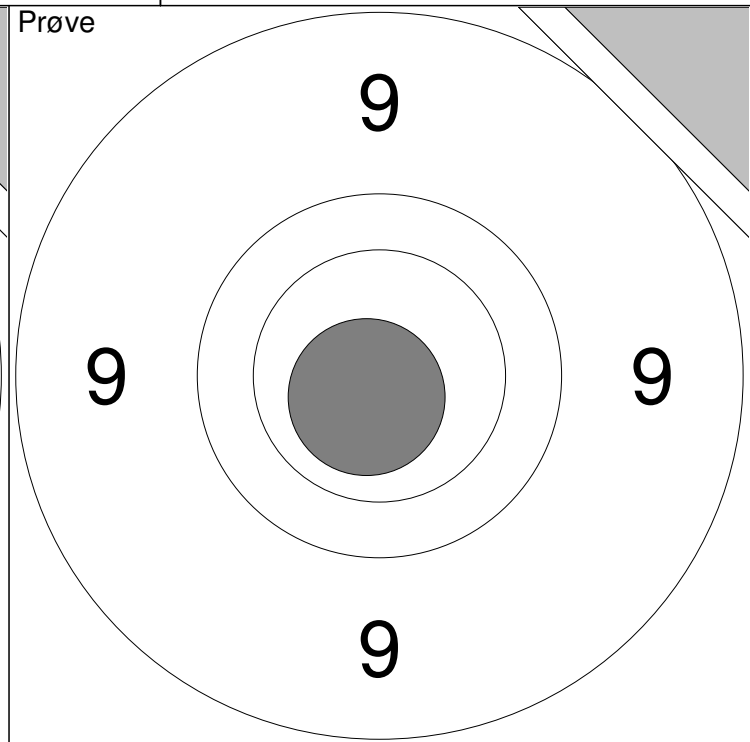
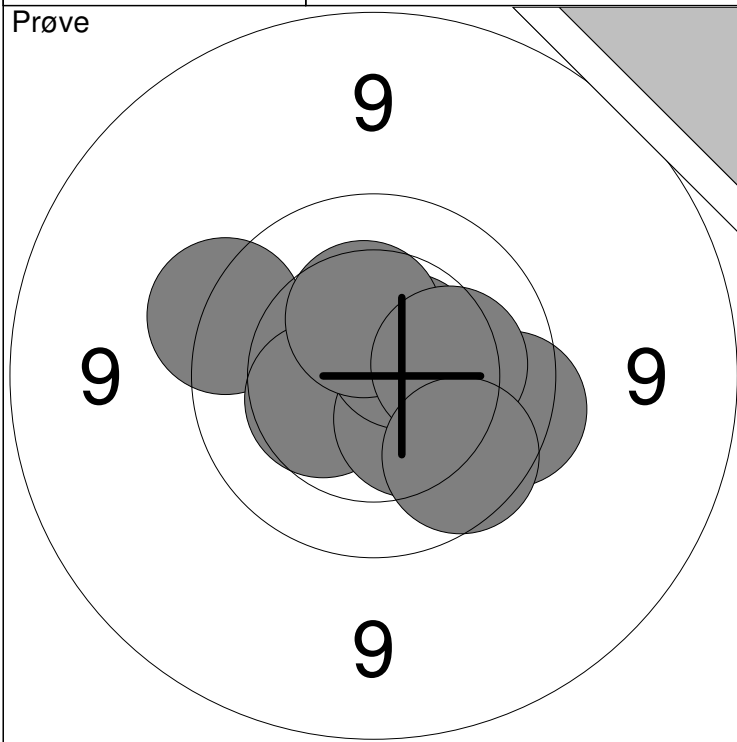
<p>20 Skud</p>	<table style="width:100%; border-collapse: collapse;"> <tr><td style="width:10%;">1:</td><td style="width:15%;">9.8</td><td style="width:10%; text-align: center;">↙</td></tr> <tr><td>2:</td><td>9.3</td><td style="text-align: center;">→</td></tr> <tr><td>3:</td><td>9.0</td><td style="text-align: center;">↙</td></tr> <tr><td>4:</td><td>10.2</td><td style="text-align: center;">↙</td></tr> <tr><td>5:</td><td>10.0</td><td style="text-align: center;">→</td></tr> <tr><td>6:</td><td>9.7</td><td style="text-align: center;">↙</td></tr> <tr><td>7:</td><td>10.1</td><td style="text-align: center;">↑</td></tr> <tr><td>8:</td><td>9.8</td><td style="text-align: center;">↙</td></tr> <tr><td>9:</td><td>9.7</td><td style="text-align: center;">↙</td></tr> <tr><td>10:</td><td>10.3</td><td style="text-align: center;">↗</td></tr> </table>	1:	9.8	↙	2:	9.3	→	3:	9.0	↙	4:	10.2	↙	5:	10.0	→	6:	9.7	↙	7:	10.1	↑	8:	9.8	↙	9:	9.7	↙	10:	10.3	↗
1:	9.8	↙																													
2:	9.3	→																													
3:	9.0	↙																													
4:	10.2	↙																													
5:	10.0	→																													
6:	9.7	↙																													
7:	10.1	↑																													
8:	9.8	↙																													
9:	9.7	↙																													
10:	10.3	↗																													
	<table border="1" style="width:100%; border-collapse: collapse;"> <tr> <td style="width:10%;">Serie</td> <td style="width:15%;"></td> <td style="width:10%; text-align: right;">94.0</td> </tr> <tr> <td>Total</td> <td></td> <td style="text-align: right;">94.0</td> </tr> </table>	Serie		94.0	Total		94.0																								
Serie		94.0																													
Total		94.0																													

<p>20 Skud</p>	<table style="width:100%; border-collapse: collapse;"> <tr><td style="width:10%;">11:</td><td style="width:15%;">9.6</td><td style="width:10%; text-align: center;">→</td></tr> <tr><td>12:</td><td>9.6</td><td style="text-align: center;">↑</td></tr> <tr><td>13:</td><td>9.5</td><td style="text-align: center;">↗</td></tr> <tr><td>14:</td><td>9.8</td><td style="text-align: center;">↙</td></tr> <tr><td>15:</td><td>9.1</td><td style="text-align: center;">↑</td></tr> <tr><td>16:</td><td>*10.7</td><td style="text-align: center;">↙</td></tr> <tr><td>17:</td><td>9.8</td><td style="text-align: center;">↙</td></tr> <tr><td>18:</td><td>9.2</td><td style="text-align: center;">↙</td></tr> <tr><td>19:</td><td>10.0</td><td style="text-align: center;">←</td></tr> <tr><td>20:</td><td>9.1</td><td style="text-align: center;">↙</td></tr> </table>	11:	9.6	→	12:	9.6	↑	13:	9.5	↗	14:	9.8	↙	15:	9.1	↑	16:	*10.7	↙	17:	9.8	↙	18:	9.2	↙	19:	10.0	←	20:	9.1	↙
11:	9.6	→																													
12:	9.6	↑																													
13:	9.5	↗																													
14:	9.8	↙																													
15:	9.1	↑																													
16:	*10.7	↙																													
17:	9.8	↙																													
18:	9.2	↙																													
19:	10.0	←																													
20:	9.1	↙																													
	<table border="1" style="width:100%; border-collapse: collapse;"> <tr> <td style="width:10%;">Serie</td> <td style="width:15%;"></td> <td style="width:10%; text-align: right;">92.0</td> </tr> <tr> <td>Total</td> <td></td> <td style="text-align: right;">186.0</td> </tr> </table>	Serie		92.0	Total		186.0																								
Serie		92.0																													
Total		186.0																													

<p>Prøve</p>	<table style="width:100%; border-collapse: collapse;"> <tr><td style="text-align: right;">1:</td><td style="text-align: right;">10.3</td><td style="text-align: right;">↘</td></tr> <tr><td style="text-align: right;">2:</td><td style="text-align: right;">9.7</td><td style="text-align: right;">↑</td></tr> <tr><td style="text-align: right;">3:</td><td style="text-align: right;">10.5</td><td style="text-align: right;">↑</td></tr> <tr><td style="text-align: right;">4:</td><td style="text-align: right;">10.1</td><td style="text-align: right;">↘</td></tr> <tr><td style="text-align: right;">5:</td><td style="text-align: right;">*10.5</td><td style="text-align: right;">←</td></tr> <tr><td style="text-align: right;">6:</td><td style="text-align: right;">10.2</td><td style="text-align: right;">↑</td></tr> <tr><td style="text-align: right;">7:</td><td style="text-align: right;">10.1</td><td style="text-align: right;">↗</td></tr> <tr><td style="text-align: right;">8:</td><td style="text-align: right;">10.4</td><td style="text-align: right;">↗</td></tr> <tr><td style="text-align: right;">9:</td><td style="text-align: right;">*10.7</td><td style="text-align: right;">←</td></tr> <tr><td style="text-align: right;">10:</td><td style="text-align: right;">10.3</td><td style="text-align: right;">←</td></tr> <tr><td colspan="2">Serie</td><td style="text-align: right;">99.0</td></tr> <tr><td colspan="2">Total</td><td style="text-align: right;">0.0</td></tr> </table>	1:	10.3	↘	2:	9.7	↑	3:	10.5	↑	4:	10.1	↘	5:	*10.5	←	6:	10.2	↑	7:	10.1	↗	8:	10.4	↗	9:	*10.7	←	10:	10.3	←	Serie		99.0	Total		0.0
1:	10.3	↘																																			
2:	9.7	↑																																			
3:	10.5	↑																																			
4:	10.1	↘																																			
5:	*10.5	←																																			
6:	10.2	↑																																			
7:	10.1	↗																																			
8:	10.4	↗																																			
9:	*10.7	←																																			
10:	10.3	←																																			
Serie		99.0																																			
Total		0.0																																			

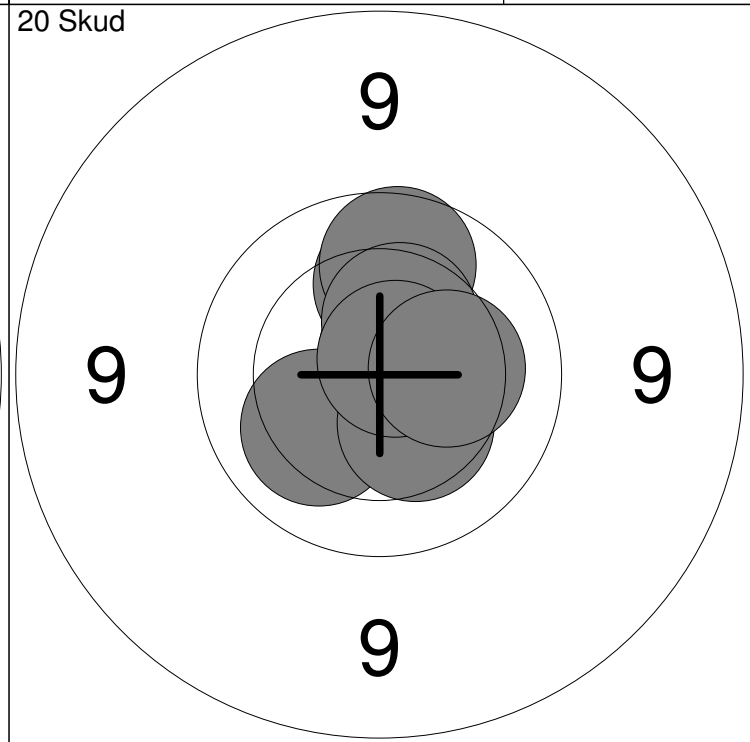
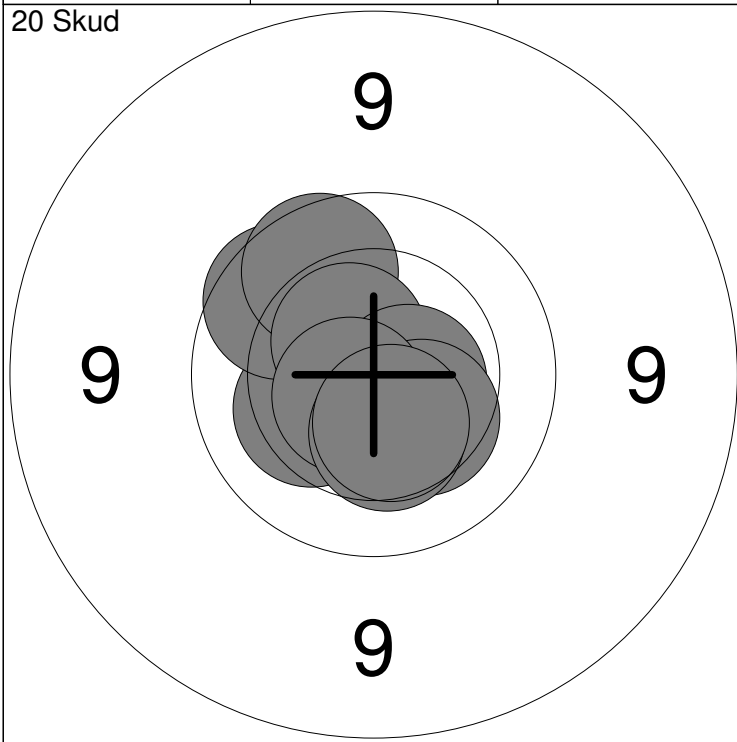
<p>20 Skud</p>	<table style="width:100%; border-collapse: collapse;"> <tr><td style="text-align: right;">1:</td><td style="text-align: right;">*10.7</td><td style="text-align: right;">↘</td></tr> <tr><td style="text-align: right;">2:</td><td style="text-align: right;">10.1</td><td style="text-align: right;">←</td></tr> <tr><td style="text-align: right;">3:</td><td style="text-align: right;">10.3</td><td style="text-align: right;">←</td></tr> <tr><td style="text-align: right;">4:</td><td style="text-align: right;">*10.8</td><td style="text-align: right;">↗</td></tr> <tr><td style="text-align: right;">5:</td><td style="text-align: right;">*10.7</td><td style="text-align: right;">←</td></tr> <tr><td style="text-align: right;">6:</td><td style="text-align: right;">*10.7</td><td style="text-align: right;">↘</td></tr> <tr><td style="text-align: right;">7:</td><td style="text-align: right;">10.2</td><td style="text-align: right;">↘</td></tr> <tr><td style="text-align: right;">8:</td><td style="text-align: right;">10.5</td><td style="text-align: right;">↘</td></tr> <tr><td style="text-align: right;">9:</td><td style="text-align: right;">10.4</td><td style="text-align: right;">→</td></tr> <tr><td style="text-align: right;">10:</td><td style="text-align: right;">*10.6</td><td style="text-align: right;">↘</td></tr> <tr><td colspan="2">Serie</td><td style="text-align: right;">100.0</td></tr> <tr><td colspan="2">Total</td><td style="text-align: right;">100.0</td></tr> </table>	1:	*10.7	↘	2:	10.1	←	3:	10.3	←	4:	*10.8	↗	5:	*10.7	←	6:	*10.7	↘	7:	10.2	↘	8:	10.5	↘	9:	10.4	→	10:	*10.6	↘	Serie		100.0	Total		100.0
1:	*10.7	↘																																			
2:	10.1	←																																			
3:	10.3	←																																			
4:	*10.8	↗																																			
5:	*10.7	←																																			
6:	*10.7	↘																																			
7:	10.2	↘																																			
8:	10.5	↘																																			
9:	10.4	→																																			
10:	*10.6	↘																																			
Serie		100.0																																			
Total		100.0																																			

<p>20 Skud</p>	<table style="width:100%; border-collapse: collapse;"> <tr><td style="text-align: right;">11:</td><td style="text-align: right;">10.3</td><td style="text-align: right;">↘</td></tr> <tr><td style="text-align: right;">12:</td><td style="text-align: right;">*10.5</td><td style="text-align: right;">↑</td></tr> <tr><td style="text-align: right;">13:</td><td style="text-align: right;">10.0</td><td style="text-align: right;">←</td></tr> <tr><td style="text-align: right;">14:</td><td style="text-align: right;">10.3</td><td style="text-align: right;">↘</td></tr> <tr><td style="text-align: right;">15:</td><td style="text-align: right;">10.2</td><td style="text-align: right;">←</td></tr> <tr><td style="text-align: right;">16:</td><td style="text-align: right;">10.0</td><td style="text-align: right;">→</td></tr> <tr><td style="text-align: right;">17:</td><td style="text-align: right;">10.4</td><td style="text-align: right;">↗</td></tr> <tr><td style="text-align: right;">18:</td><td style="text-align: right;">10.1</td><td style="text-align: right;">↗</td></tr> <tr><td style="text-align: right;">19:</td><td style="text-align: right;">10.3</td><td style="text-align: right;">←</td></tr> <tr><td style="text-align: right;">20:</td><td style="text-align: right;">10.2</td><td style="text-align: right;">←</td></tr> <tr><td colspan="2">Serie</td><td style="text-align: right;">100.0</td></tr> <tr><td colspan="2">Total</td><td style="text-align: right;">200.0</td></tr> </table>	11:	10.3	↘	12:	*10.5	↑	13:	10.0	←	14:	10.3	↘	15:	10.2	←	16:	10.0	→	17:	10.4	↗	18:	10.1	↗	19:	10.3	←	20:	10.2	←	Serie		100.0	Total		200.0
11:	10.3	↘																																			
12:	*10.5	↑																																			
13:	10.0	←																																			
14:	10.3	↘																																			
15:	10.2	←																																			
16:	10.0	→																																			
17:	10.4	↗																																			
18:	10.1	↗																																			
19:	10.3	←																																			
20:	10.2	←																																			
Serie		100.0																																			
Total		200.0																																			



1: 9.6 ↖	6: *10.6 ↗	Serie	97.0
2: 10.4 ↙	7: 9.8 →		
3: 10.4 →	8: 10.4 ↑	Total	0.0
4: 10.4 ↘	9: 10.2 →		
5: 10.0 ↘	10: 9.9 ↘		

11: *10.7 ↙	Serie	10.0
	Total	0.0



1: 10.3 ↙	6: *10.6 →	Serie	98.0
2: 9.9 ↗	7: 10.3 ↘		
3: 9.9 ↗	8: *10.6 ↙	Total	98.0
4: *10.6 ↘	9: 10.4 ↘		
5: *10.6 ↗	10: 10.5 ↘		

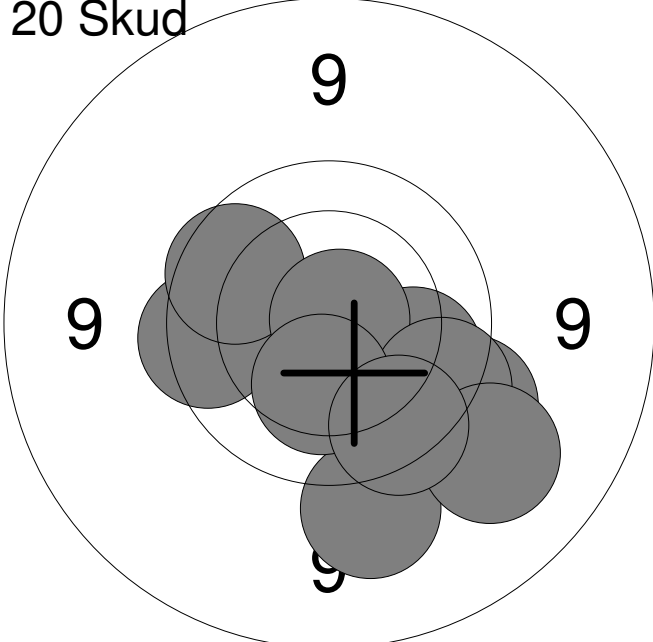
11: *10.7 ↗	16: 10.2 ↙	Serie	99.0
12: 10.1 ↑	17: 10.4 ↑		
13: *10.7 →	18: 10.4 ↘	Total	197.0
14: *10.5 ↘	19: *10.7 ↗		
15: 9.9 ↑	20: 10.3 →		

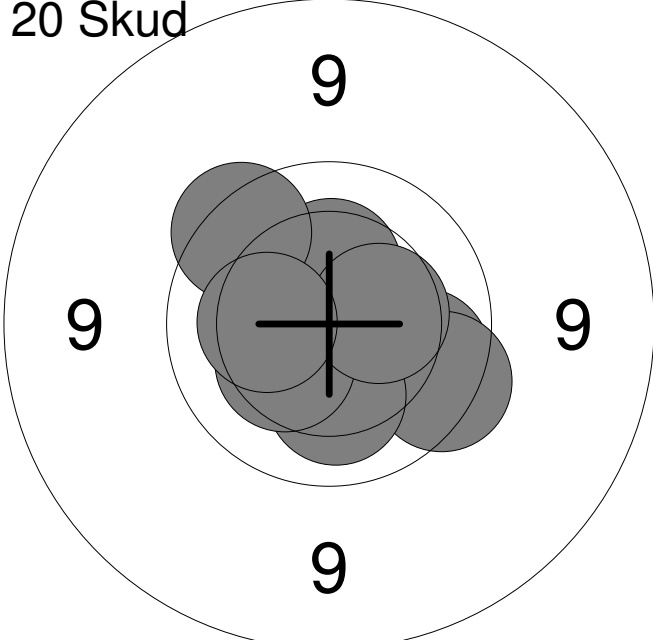
<p>Prøve</p>	<table style="width:100%; border-collapse: collapse;"> <tr><td style="width:10%;">1:</td><td style="width:15%;">9.9</td><td style="width:10%; text-align: right;">↙</td></tr> <tr><td>2:</td><td>9.1</td><td style="text-align: right;">↗</td></tr> <tr><td>3:</td><td>9.6</td><td style="text-align: right;">↗</td></tr> <tr><td>4:</td><td>9.6</td><td style="text-align: right;">↘</td></tr> <tr><td>5:</td><td>9.9</td><td style="text-align: right;">↘</td></tr> <tr><td>6:</td><td>*10.7</td><td style="text-align: right;">→</td></tr> <tr><td>7:</td><td>10.1</td><td style="text-align: right;">↗</td></tr> </table> <table border="1" style="width:100%; border-collapse: collapse; margin-top: 5px;"> <tr> <td style="width:80%;">Serie</td> <td style="text-align: right;">65.0</td> </tr> <tr> <td>Total</td> <td style="text-align: right;">0.0</td> </tr> </table>	1:	9.9	↙	2:	9.1	↗	3:	9.6	↗	4:	9.6	↘	5:	9.9	↘	6:	*10.7	→	7:	10.1	↗	Serie	65.0	Total	0.0
1:	9.9	↙																								
2:	9.1	↗																								
3:	9.6	↗																								
4:	9.6	↘																								
5:	9.9	↘																								
6:	*10.7	→																								
7:	10.1	↗																								
Serie	65.0																									
Total	0.0																									

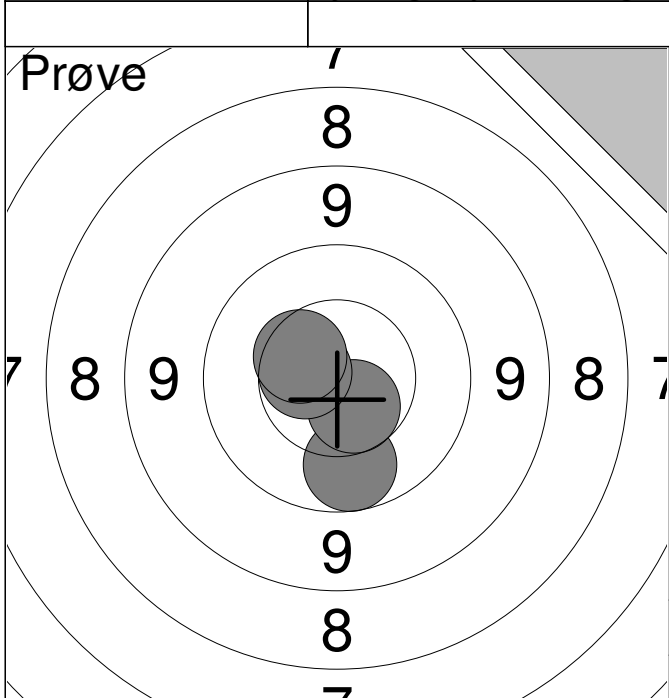
<p>20 Skud</p>	<table style="width:100%; border-collapse: collapse;"> <tr><td style="width:10%;">1:</td><td style="width:15%;">10.1</td><td style="width:10%; text-align: right;">↘</td></tr> <tr><td>2:</td><td>*10.8</td><td style="text-align: right;">↗</td></tr> <tr><td>3:</td><td>9.9</td><td style="text-align: right;">↗</td></tr> <tr><td>4:</td><td>10.5</td><td style="text-align: right;">↑</td></tr> <tr><td>5:</td><td>9.4</td><td style="text-align: right;">→</td></tr> <tr><td>6:</td><td>10.1</td><td style="text-align: right;">↘</td></tr> <tr><td>7:</td><td>10.1</td><td style="text-align: right;">←</td></tr> <tr><td>8:</td><td>*10.6</td><td style="text-align: right;">↘</td></tr> <tr><td>9:</td><td>9.5</td><td style="text-align: right;">→</td></tr> <tr><td>10:</td><td>10.2</td><td style="text-align: right;">←</td></tr> </table> <table border="1" style="width:100%; border-collapse: collapse; margin-top: 5px;"> <tr> <td style="width:80%;">Serie</td> <td style="text-align: right;">97.0</td> </tr> <tr> <td>Total</td> <td style="text-align: right;">97.0</td> </tr> </table>	1:	10.1	↘	2:	*10.8	↗	3:	9.9	↗	4:	10.5	↑	5:	9.4	→	6:	10.1	↘	7:	10.1	←	8:	*10.6	↘	9:	9.5	→	10:	10.2	←	Serie	97.0	Total	97.0
1:	10.1	↘																																	
2:	*10.8	↗																																	
3:	9.9	↗																																	
4:	10.5	↑																																	
5:	9.4	→																																	
6:	10.1	↘																																	
7:	10.1	←																																	
8:	*10.6	↘																																	
9:	9.5	→																																	
10:	10.2	←																																	
Serie	97.0																																		
Total	97.0																																		

<p>20 Skud</p>	<table style="width:100%; border-collapse: collapse;"> <tr><td style="width:10%;">11:</td><td style="width:15%;">10.2</td><td style="width:10%; text-align: right;">↗</td></tr> <tr><td>12:</td><td>10.3</td><td style="text-align: right;">←</td></tr> <tr><td>13:</td><td>9.0</td><td style="text-align: right;">↗</td></tr> <tr><td>14:</td><td>9.6</td><td style="text-align: right;">→</td></tr> <tr><td>15:</td><td>9.8</td><td style="text-align: right;">←</td></tr> <tr><td>16:</td><td>10.2</td><td style="text-align: right;">↘</td></tr> <tr><td>17:</td><td>9.7</td><td style="text-align: right;">↘</td></tr> <tr><td>18:</td><td>9.8</td><td style="text-align: right;">↘</td></tr> <tr><td>19:</td><td>9.8</td><td style="text-align: right;">←</td></tr> <tr><td>20:</td><td>9.7</td><td style="text-align: right;">↗</td></tr> </table> <table border="1" style="width:100%; border-collapse: collapse; margin-top: 5px;"> <tr> <td style="width:80%;">Serie</td> <td style="text-align: right;">93.0</td> </tr> <tr> <td>Total</td> <td style="text-align: right;">190.0</td> </tr> </table>	11:	10.2	↗	12:	10.3	←	13:	9.0	↗	14:	9.6	→	15:	9.8	←	16:	10.2	↘	17:	9.7	↘	18:	9.8	↘	19:	9.8	←	20:	9.7	↗	Serie	93.0	Total	190.0
11:	10.2	↗																																	
12:	10.3	←																																	
13:	9.0	↗																																	
14:	9.6	→																																	
15:	9.8	←																																	
16:	10.2	↘																																	
17:	9.7	↘																																	
18:	9.8	↘																																	
19:	9.8	←																																	
20:	9.7	↗																																	
Serie	93.0																																		
Total	190.0																																		

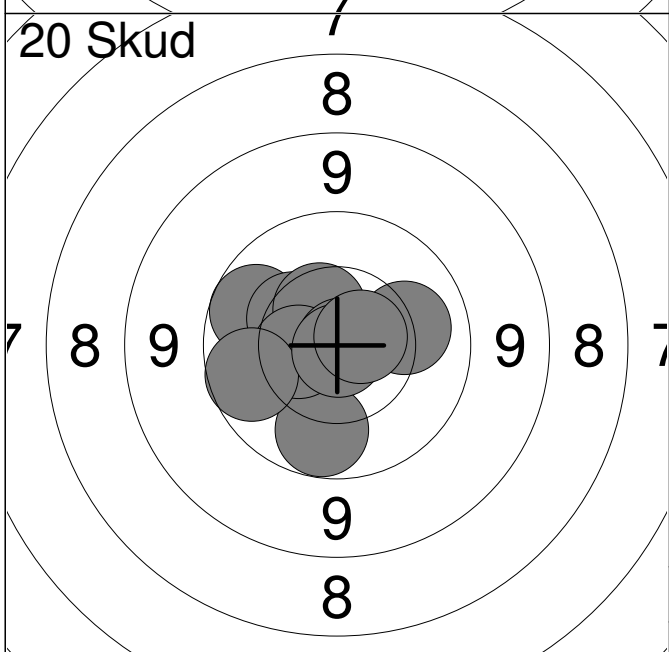
<p>Prøve</p> 	<table style="width:100%; border-collapse: collapse;"> <tr><td>1:</td><td>9.7</td><td>↗</td></tr> <tr><td>2:</td><td>*10.6</td><td>↘</td></tr> <tr><td>3:</td><td>*10.9</td><td>↘</td></tr> <tr><td>4:</td><td>9.7</td><td>↗</td></tr> <tr><td>5:</td><td>9.5</td><td>↗</td></tr> <tr><td>6:</td><td>9.0</td><td>↘</td></tr> <tr><td>7:</td><td>10.2</td><td>→</td></tr> <tr><td>8:</td><td>10.3</td><td>↘</td></tr> <tr><td>9:</td><td>*10.8</td><td>↘</td></tr> <tr><td>10:</td><td>10.1</td><td>→</td></tr> <tr><td colspan="2">Serie</td><td>96.0</td></tr> <tr><td colspan="2">Total</td><td>0.0</td></tr> </table>	1:	9.7	↗	2:	*10.6	↘	3:	*10.9	↘	4:	9.7	↗	5:	9.5	↗	6:	9.0	↘	7:	10.2	→	8:	10.3	↘	9:	*10.8	↘	10:	10.1	→	Serie		96.0	Total		0.0
1:	9.7	↗																																			
2:	*10.6	↘																																			
3:	*10.9	↘																																			
4:	9.7	↗																																			
5:	9.5	↗																																			
6:	9.0	↘																																			
7:	10.2	→																																			
8:	10.3	↘																																			
9:	*10.8	↘																																			
10:	10.1	→																																			
Serie		96.0																																			
Total		0.0																																			

<p>20 Skud</p> 	<table style="width:100%; border-collapse: collapse;"> <tr><td>1:</td><td>9.8</td><td>←</td></tr> <tr><td>2:</td><td>9.9</td><td>↗</td></tr> <tr><td>3:</td><td>9.4</td><td>↘</td></tr> <tr><td>4:</td><td>10.0</td><td>↘</td></tr> <tr><td>5:</td><td>*10.8</td><td>→</td></tr> <tr><td>6:</td><td>9.5</td><td>↘</td></tr> <tr><td>7:</td><td>9.7</td><td>↘</td></tr> <tr><td>8:</td><td>10.3</td><td>↘</td></tr> <tr><td>9:</td><td>9.2</td><td>↘</td></tr> <tr><td>10:</td><td>9.8</td><td>↘</td></tr> <tr><td colspan="2">Serie</td><td>93.0</td></tr> <tr><td colspan="2">Total</td><td>93.0</td></tr> </table>	1:	9.8	←	2:	9.9	↗	3:	9.4	↘	4:	10.0	↘	5:	*10.8	→	6:	9.5	↘	7:	9.7	↘	8:	10.3	↘	9:	9.2	↘	10:	9.8	↘	Serie		93.0	Total		93.0
1:	9.8	←																																			
2:	9.9	↗																																			
3:	9.4	↘																																			
4:	10.0	↘																																			
5:	*10.8	→																																			
6:	9.5	↘																																			
7:	9.7	↘																																			
8:	10.3	↘																																			
9:	9.2	↘																																			
10:	9.8	↘																																			
Serie		93.0																																			
Total		93.0																																			

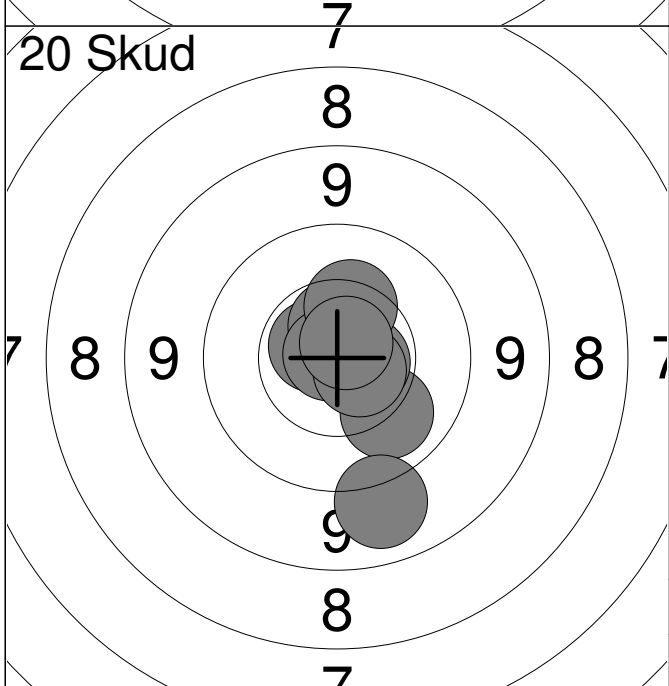
<p>20 Skud</p> 	<table style="width:100%; border-collapse: collapse;"> <tr><td>11:</td><td>10.5</td><td>↗</td></tr> <tr><td>12:</td><td>10.4</td><td>↑</td></tr> <tr><td>13:</td><td>10.3</td><td>↖</td></tr> <tr><td>14:</td><td>9.7</td><td>↗</td></tr> <tr><td>15:</td><td>9.9</td><td>↘</td></tr> <tr><td>16:</td><td>9.7</td><td>↘</td></tr> <tr><td>17:</td><td>10.2</td><td>↘</td></tr> <tr><td>18:</td><td>10.3</td><td>↖</td></tr> <tr><td>19:</td><td>10.4</td><td>→</td></tr> <tr><td>20:</td><td>10.3</td><td>←</td></tr> <tr><td colspan="2">Serie</td><td>97.0</td></tr> <tr><td colspan="2">Total</td><td>190.0</td></tr> </table>	11:	10.5	↗	12:	10.4	↑	13:	10.3	↖	14:	9.7	↗	15:	9.9	↘	16:	9.7	↘	17:	10.2	↘	18:	10.3	↖	19:	10.4	→	20:	10.3	←	Serie		97.0	Total		190.0
11:	10.5	↗																																			
12:	10.4	↑																																			
13:	10.3	↖																																			
14:	9.7	↗																																			
15:	9.9	↘																																			
16:	9.7	↘																																			
17:	10.2	↘																																			
18:	10.3	↖																																			
19:	10.4	→																																			
20:	10.3	←																																			
Serie		97.0																																			
Total		190.0																																			



1:	9.9	↓
2:	10.6	↓
3:	10.6	↑
4:	10.5	↗
Serie		39.0
Total		0.0

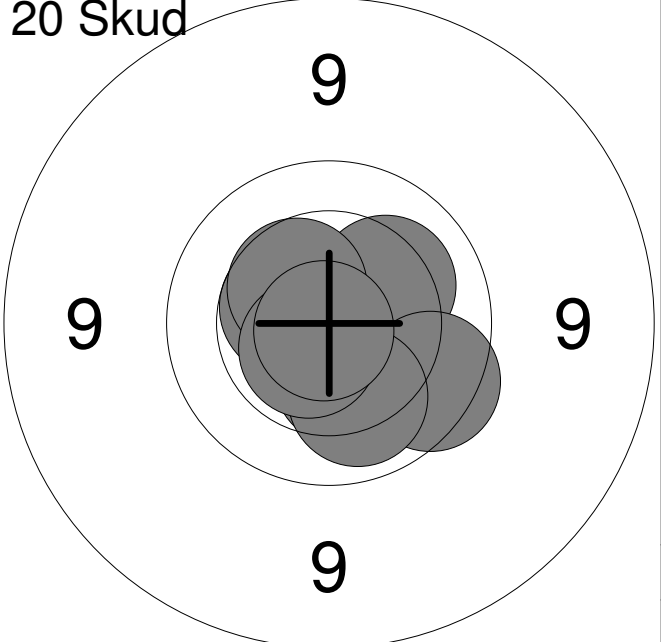


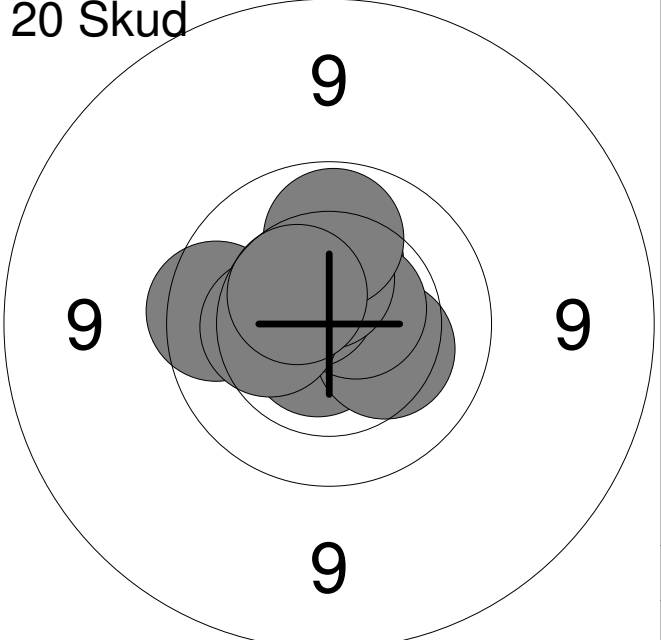
1:	9.9	↗
2:	10.4	↗
3:	10.5	↗
4:	10.0	↓
5:	10.5	←
6:	10.1	→
7:	9.9	←
8:	*10.9	→
9:	*10.9	↓
10:	*10.7	→
Serie		98.0
Total		98.0

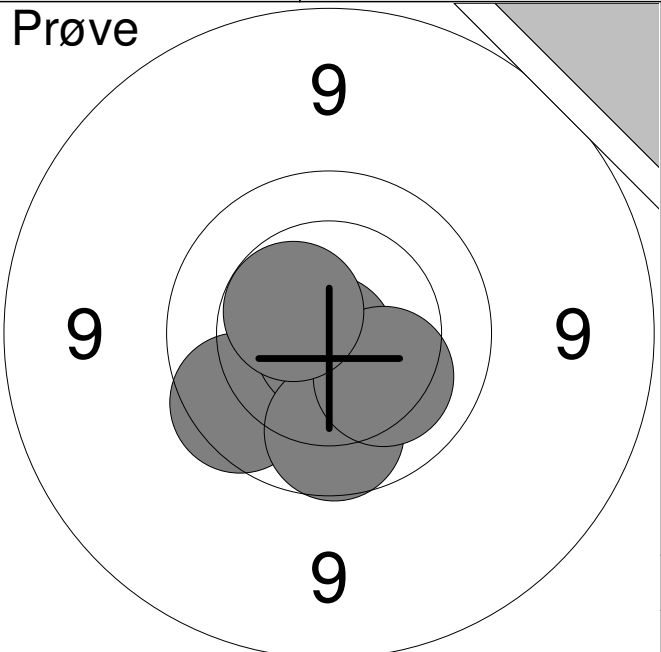


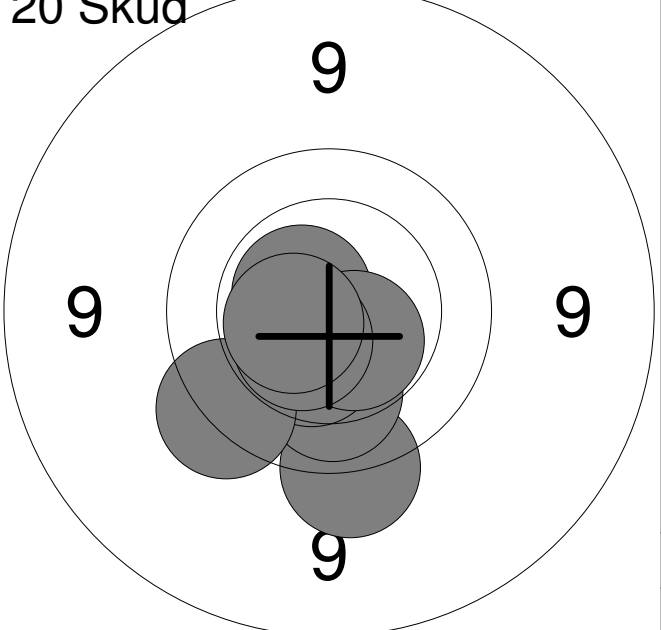
11:	*10.7	↗
12:	10.6	↑
13:	10.1	↓
14:	*10.8	↗
15:	9.1	↓
16:	*10.8	↗
17:	*10.6	→
18:	*10.7	↓
19:	10.3	↑
20:	*10.7	↗
Serie		99.0
Total		197.0

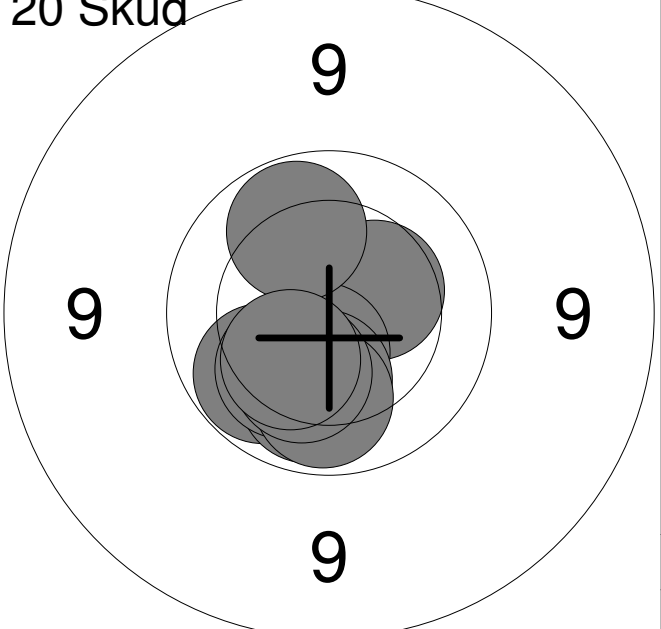
<p>Prøve</p> 	<table style="width:100%; border-collapse: collapse;"> <tr><td>1:</td><td>10.0</td><td style="text-align: center;">↗</td></tr> <tr><td>2:</td><td>*10.7</td><td style="text-align: center;">↗</td></tr> <tr><td>3:</td><td>10.4</td><td style="text-align: center;">↗</td></tr> <tr><td>4:</td><td>9.8</td><td style="text-align: center;">↗</td></tr> <tr><td>5:</td><td>10.0</td><td style="text-align: center;">↘</td></tr> <tr><td>6:</td><td>*10.7</td><td style="text-align: center;">↘</td></tr> <tr><td>7:</td><td>10.0</td><td style="text-align: center;">↘</td></tr> <tr><td>8:</td><td>9.9</td><td style="text-align: center;">↗</td></tr> <tr><td>9:</td><td>10.3</td><td style="text-align: center;">↗</td></tr> </table>	1:	10.0	↗	2:	*10.7	↗	3:	10.4	↗	4:	9.8	↗	5:	10.0	↘	6:	*10.7	↘	7:	10.0	↘	8:	9.9	↗	9:	10.3	↗
1:	10.0	↗																										
2:	*10.7	↗																										
3:	10.4	↗																										
4:	9.8	↗																										
5:	10.0	↘																										
6:	*10.7	↘																										
7:	10.0	↘																										
8:	9.9	↗																										
9:	10.3	↗																										
	<table border="1" style="width:100%; border-collapse: collapse;"> <tr> <td style="width:80%;">Serie</td> <td style="text-align: right;">88.0</td> </tr> <tr> <td>Total</td> <td style="text-align: right;">0.0</td> </tr> </table>	Serie	88.0	Total	0.0																							
Serie	88.0																											
Total	0.0																											

<p>20 Skud</p> 	<table style="width:100%; border-collapse: collapse;"> <tr><td>1:</td><td>*10.7</td><td style="text-align: center;">↗</td></tr> <tr><td>2:</td><td>*10.7</td><td style="text-align: center;">↖</td></tr> <tr><td>3:</td><td>10.4</td><td style="text-align: center;">↘</td></tr> <tr><td>4:</td><td>10.2</td><td style="text-align: center;">↗</td></tr> <tr><td>5:</td><td>9.8</td><td style="text-align: center;">↘</td></tr> <tr><td>6:</td><td>*10.5</td><td style="text-align: center;">↗</td></tr> <tr><td>7:</td><td>10.4</td><td style="text-align: center;">↗</td></tr> <tr><td>8:</td><td>10.1</td><td style="text-align: center;">↘</td></tr> <tr><td>9:</td><td>*10.6</td><td style="text-align: center;">↖</td></tr> <tr><td>10:</td><td>*10.9</td><td style="text-align: center;">↖</td></tr> </table>	1:	*10.7	↗	2:	*10.7	↖	3:	10.4	↘	4:	10.2	↗	5:	9.8	↘	6:	*10.5	↗	7:	10.4	↗	8:	10.1	↘	9:	*10.6	↖	10:	*10.9	↖
1:	*10.7	↗																													
2:	*10.7	↖																													
3:	10.4	↘																													
4:	10.2	↗																													
5:	9.8	↘																													
6:	*10.5	↗																													
7:	10.4	↗																													
8:	10.1	↘																													
9:	*10.6	↖																													
10:	*10.9	↖																													
	<table border="1" style="width:100%; border-collapse: collapse;"> <tr> <td style="width:80%;">Serie</td> <td style="text-align: right;">99.0</td> </tr> <tr> <td>Total</td> <td style="text-align: right;">99.0</td> </tr> </table>	Serie	99.0	Total	99.0																										
Serie	99.0																														
Total	99.0																														

<p>20 Skud</p> 	<table style="width:100%; border-collapse: collapse;"> <tr><td>11:</td><td>10.3</td><td style="text-align: center;">↗</td></tr> <tr><td>12:</td><td>*10.7</td><td style="text-align: center;">↘</td></tr> <tr><td>13:</td><td>10.3</td><td style="text-align: center;">↘</td></tr> <tr><td>14:</td><td>*10.6</td><td style="text-align: center;">↗</td></tr> <tr><td>15:</td><td>*10.6</td><td style="text-align: center;">↗</td></tr> <tr><td>16:</td><td>9.8</td><td style="text-align: center;">↖</td></tr> <tr><td>17:</td><td>10.3</td><td style="text-align: center;">↖</td></tr> <tr><td>18:</td><td>10.5</td><td style="text-align: center;">↗</td></tr> <tr><td>19:</td><td>10.0</td><td style="text-align: center;">↗</td></tr> <tr><td>20:</td><td>10.5</td><td style="text-align: center;">↗</td></tr> </table>	11:	10.3	↗	12:	*10.7	↘	13:	10.3	↘	14:	*10.6	↗	15:	*10.6	↗	16:	9.8	↖	17:	10.3	↖	18:	10.5	↗	19:	10.0	↗	20:	10.5	↗
11:	10.3	↗																													
12:	*10.7	↘																													
13:	10.3	↘																													
14:	*10.6	↗																													
15:	*10.6	↗																													
16:	9.8	↖																													
17:	10.3	↖																													
18:	10.5	↗																													
19:	10.0	↗																													
20:	10.5	↗																													
	<table border="1" style="width:100%; border-collapse: collapse;"> <tr> <td style="width:80%;">Serie</td> <td style="text-align: right;">99.0</td> </tr> <tr> <td>Total</td> <td style="text-align: right;">198.0</td> </tr> </table>	Serie	99.0	Total	198.0																										
Serie	99.0																														
Total	198.0																														

<p>Prøve</p> 	<table style="width:100%; border-collapse: collapse;"> <tr><td style="width:10%;">1:</td><td style="width:15%;">10.3</td><td style="width:10%; text-align: center;">↓</td></tr> <tr><td>2:</td><td>9.8</td><td style="text-align: center;">↙</td></tr> <tr><td>3:</td><td>*10.8</td><td style="text-align: center;">↓</td></tr> <tr><td>4:</td><td>9.9</td><td style="text-align: center;">↓</td></tr> <tr><td>5:</td><td>10.2</td><td style="text-align: center;">↓</td></tr> <tr><td>6:</td><td>*10.5</td><td style="text-align: center;">↗</td></tr> </table>	1:	10.3	↓	2:	9.8	↙	3:	*10.8	↓	4:	9.9	↓	5:	10.2	↓	6:	*10.5	↗
1:	10.3	↓																	
2:	9.8	↙																	
3:	*10.8	↓																	
4:	9.9	↓																	
5:	10.2	↓																	
6:	*10.5	↗																	
<table style="width:100%; border-collapse: collapse;"> <tr> <td style="width:90%;">Serie</td> <td style="width:10%; text-align: right;">58.0</td> </tr> <tr> <td>Total</td> <td style="text-align: right;">0.0</td> </tr> </table>		Serie	58.0	Total	0.0														
Serie	58.0																		
Total	0.0																		

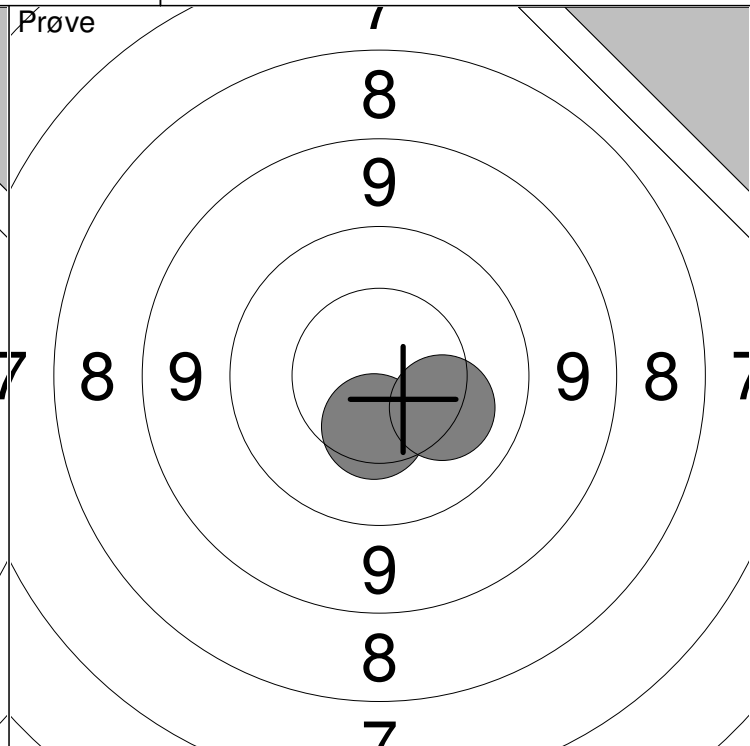
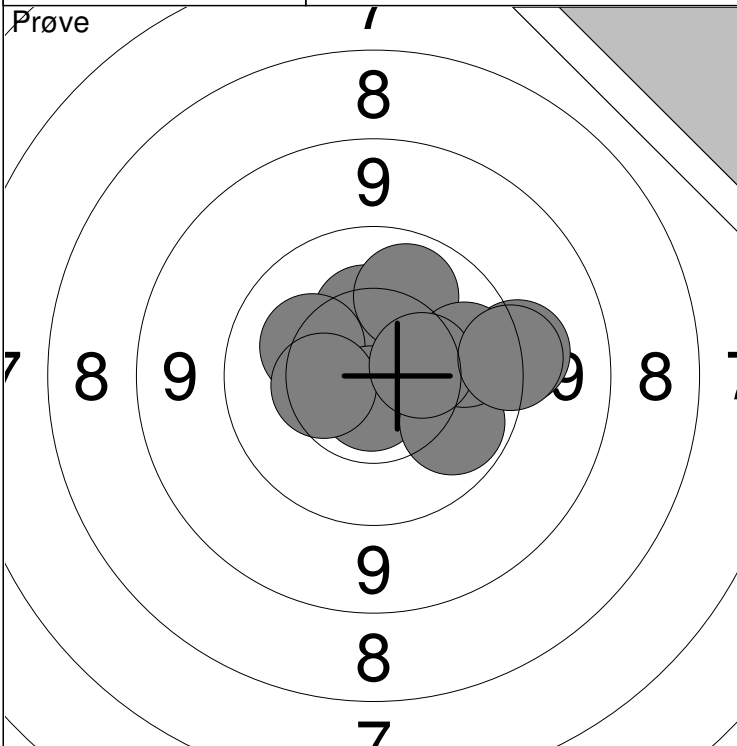
<p>20 Skud</p> 	<table style="width:100%; border-collapse: collapse;"> <tr><td style="width:10%;">1:</td><td style="width:15%;">*10.7</td><td style="width:10%; text-align: center;">↙</td></tr> <tr><td>2:</td><td>9.5</td><td style="text-align: center;">↓</td></tr> <tr><td>3:</td><td>*10.6</td><td style="text-align: center;">↗</td></tr> <tr><td>4:</td><td>*10.6</td><td style="text-align: center;">↙</td></tr> <tr><td>5:</td><td>10.1</td><td style="text-align: center;">↓</td></tr> <tr><td>6:</td><td>10.4</td><td style="text-align: center;">↙</td></tr> <tr><td>7:</td><td>*10.5</td><td style="text-align: center;">↓</td></tr> <tr><td>8:</td><td>9.6</td><td style="text-align: center;">↙</td></tr> <tr><td>9:</td><td>*10.5</td><td style="text-align: center;">↙</td></tr> <tr><td>10:</td><td>*10.5</td><td style="text-align: center;">↙</td></tr> </table>	1:	*10.7	↙	2:	9.5	↓	3:	*10.6	↗	4:	*10.6	↙	5:	10.1	↓	6:	10.4	↙	7:	*10.5	↓	8:	9.6	↙	9:	*10.5	↙	10:	*10.5	↙
1:	*10.7	↙																													
2:	9.5	↓																													
3:	*10.6	↗																													
4:	*10.6	↙																													
5:	10.1	↓																													
6:	10.4	↙																													
7:	*10.5	↓																													
8:	9.6	↙																													
9:	*10.5	↙																													
10:	*10.5	↙																													
<table style="width:100%; border-collapse: collapse;"> <tr> <td style="width:90%;">Serie</td> <td style="width:10%; text-align: right;">98.0</td> </tr> <tr> <td>Total</td> <td style="text-align: right;">98.0</td> </tr> </table>		Serie	98.0	Total	98.0																										
Serie	98.0																														
Total	98.0																														

<p>20 Skud</p> 	<table style="width:100%; border-collapse: collapse;"> <tr><td style="width:10%;">11:</td><td style="width:15%;">10.4</td><td style="width:10%; text-align: center;">↗</td></tr> <tr><td>12:</td><td>*10.5</td><td style="text-align: center;">↓</td></tr> <tr><td>13:</td><td>10.0</td><td style="text-align: center;">↙</td></tr> <tr><td>14:</td><td>10.1</td><td style="text-align: center;">↓</td></tr> <tr><td>15:</td><td>10.2</td><td style="text-align: center;">↓</td></tr> <tr><td>16:</td><td>10.2</td><td style="text-align: center;">↙</td></tr> <tr><td>17:</td><td>10.0</td><td style="text-align: center;">↓</td></tr> <tr><td>18:</td><td>10.2</td><td style="text-align: center;">↙</td></tr> <tr><td>19:</td><td>10.0</td><td style="text-align: center;">↗</td></tr> <tr><td>20:</td><td>10.3</td><td style="text-align: center;">↙</td></tr> </table>	11:	10.4	↗	12:	*10.5	↓	13:	10.0	↙	14:	10.1	↓	15:	10.2	↓	16:	10.2	↙	17:	10.0	↓	18:	10.2	↙	19:	10.0	↗	20:	10.3	↙
11:	10.4	↗																													
12:	*10.5	↓																													
13:	10.0	↙																													
14:	10.1	↓																													
15:	10.2	↓																													
16:	10.2	↙																													
17:	10.0	↓																													
18:	10.2	↙																													
19:	10.0	↗																													
20:	10.3	↙																													
<table style="width:100%; border-collapse: collapse;"> <tr> <td style="width:90%;">Serie</td> <td style="width:10%; text-align: right;">100.0</td> </tr> <tr> <td>Total</td> <td style="text-align: right;">198.0</td> </tr> </table>		Serie	100.0	Total	198.0																										
Serie	100.0																														
Total	198.0																														

<p>Prøve</p>	<table style="width:100%; border-collapse: collapse;"> <tr><td style="width:10%;">1:</td><td style="width:15%;">9.2</td><td style="width:10%; text-align: right;">↙</td></tr> <tr><td>2:</td><td>8.8</td><td style="text-align: right;">→</td></tr> <tr><td>3:</td><td>8.9</td><td style="text-align: right;">↙</td></tr> <tr><td>4:</td><td>8.4</td><td style="text-align: right;">→</td></tr> <tr><td>5:</td><td>10.4</td><td style="text-align: right;">↑</td></tr> </table>	1:	9.2	↙	2:	8.8	→	3:	8.9	↙	4:	8.4	→	5:	10.4	↑
1:	9.2	↙														
2:	8.8	→														
3:	8.9	↙														
4:	8.4	→														
5:	10.4	↑														
Serie	43.0															
Total	0.0															

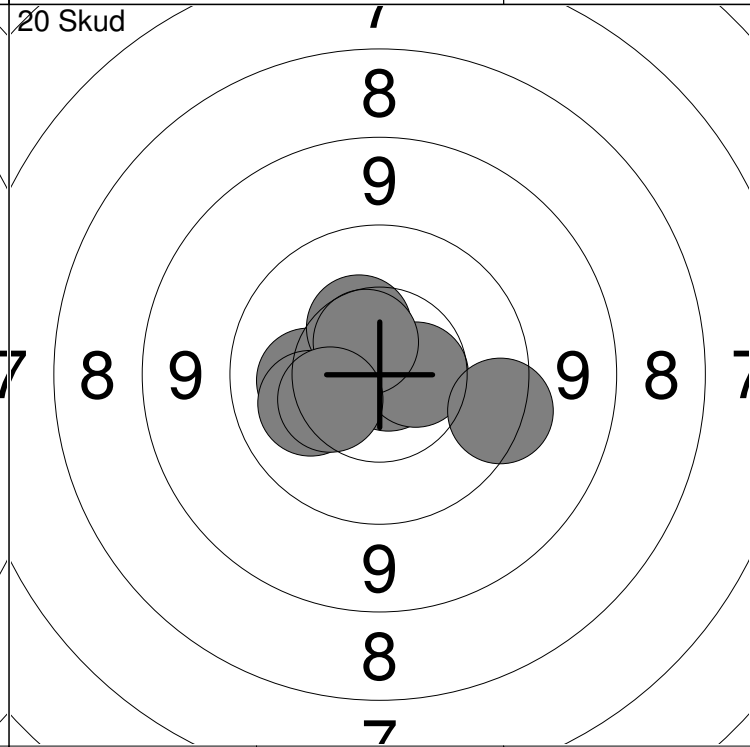
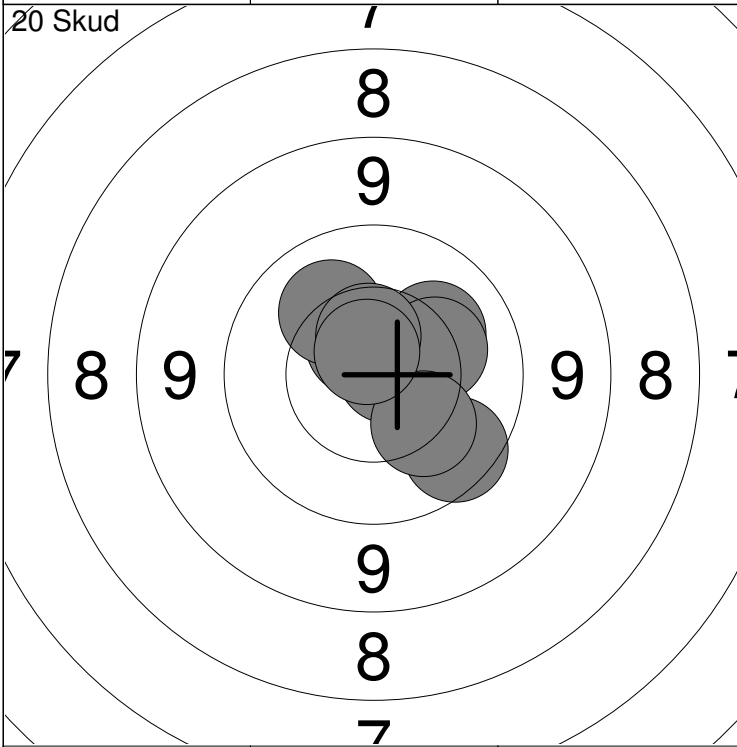
<p>20 Skud</p>	<table style="width:100%; border-collapse: collapse;"> <tr><td style="width:10%;">1:</td><td style="width:15%;">9.6</td><td style="width:10%; text-align: right;">↘</td></tr> <tr><td>2:</td><td>9.2</td><td style="text-align: right;">↘</td></tr> <tr><td>3:</td><td>9.4</td><td style="text-align: right;">↙</td></tr> <tr><td>4:</td><td>9.1</td><td style="text-align: right;">↘</td></tr> <tr><td>5:</td><td>9.0</td><td style="text-align: right;">↘</td></tr> <tr><td>6:</td><td>9.1</td><td style="text-align: right;">→</td></tr> <tr><td>7:</td><td>9.9</td><td style="text-align: right;">→</td></tr> <tr><td>8:</td><td>7.5</td><td style="text-align: right;">↙</td></tr> <tr><td>9:</td><td>9.8</td><td style="text-align: right;">→</td></tr> <tr><td>10:</td><td>10.4</td><td style="text-align: right;">←</td></tr> </table>	1:	9.6	↘	2:	9.2	↘	3:	9.4	↙	4:	9.1	↘	5:	9.0	↘	6:	9.1	→	7:	9.9	→	8:	7.5	↙	9:	9.8	→	10:	10.4	←
1:	9.6	↘																													
2:	9.2	↘																													
3:	9.4	↙																													
4:	9.1	↘																													
5:	9.0	↘																													
6:	9.1	→																													
7:	9.9	→																													
8:	7.5	↙																													
9:	9.8	→																													
10:	10.4	←																													
Serie	89.0																														
Total	89.0																														

<p>20 Skud</p>	<table style="width:100%; border-collapse: collapse;"> <tr><td style="width:10%;">11:</td><td style="width:15%;">8.8</td><td style="width:10%; text-align: right;">↘</td></tr> <tr><td>12:</td><td>8.9</td><td style="text-align: right;">←</td></tr> <tr><td>13:</td><td>9.8</td><td style="text-align: right;">→</td></tr> <tr><td>14:</td><td>9.7</td><td style="text-align: right;">↗</td></tr> <tr><td>15:</td><td>8.9</td><td style="text-align: right;">↗</td></tr> <tr><td>16:</td><td>*10.5</td><td style="text-align: right;">↙</td></tr> <tr><td>17:</td><td>9.3</td><td style="text-align: right;">↗</td></tr> <tr><td>18:</td><td>9.4</td><td style="text-align: right;">↙</td></tr> <tr><td>19:</td><td>9.1</td><td style="text-align: right;">↙</td></tr> <tr><td>20:</td><td>9.4</td><td style="text-align: right;">↘</td></tr> </table>	11:	8.8	↘	12:	8.9	←	13:	9.8	→	14:	9.7	↗	15:	8.9	↗	16:	*10.5	↙	17:	9.3	↗	18:	9.4	↙	19:	9.1	↙	20:	9.4	↘
11:	8.8	↘																													
12:	8.9	←																													
13:	9.8	→																													
14:	9.7	↗																													
15:	8.9	↗																													
16:	*10.5	↙																													
17:	9.3	↗																													
18:	9.4	↙																													
19:	9.1	↙																													
20:	9.4	↘																													
Serie	88.0																														
Total	177.0																														



1: 10.3 ↑	6: 10.1 ↗	Serie	98.0
2: 10.2 ↖	7: 10.0 →		
3: *10.7 ↓	8: 10.4 ←	Total	0.0
4: 10.0 ↘	9: 10.4 →		
5: 9.4 →	10: 9.5 →		

11: 10.4 ↓	Serie	20.0
12: 10.2 ↘		
Total		0.0



1: *10.8 →	6: 10.3 →	Serie	99.0
2: 10.2 ↗	7: 9.8 ↓		
3: 10.5 ↗	8: 10.5 ↑	Total	99.0
4: *10.6 ↗	9: 10.2 ↓		
5: 10.2 ↖	10: *10.7 ↗		

11: *10.7 ←	16: 10.6 →	Serie	99.0
12: 10.2 ←	17: 9.6 →		
13: 10.4 ↗	18: *10.6 ↗	Total	198.0
14: *10.8 →	19: 10.2 ←		
15: *10.9 ↘	20: 10.4 ←		

<p>Prøve</p>	<table style="width:100%; border-collapse: collapse;"> <tr><td style="width:10%;">1:</td><td style="width:15%;">10.1</td><td style="width:10%; text-align: right;">→</td></tr> <tr><td>2:</td><td>*10.7</td><td style="text-align: right;">↑</td></tr> <tr><td>3:</td><td>*10.8</td><td style="text-align: right;">←</td></tr> </table>	1:	10.1	→	2:	*10.7	↑	3:	*10.8	←
1:	10.1	→								
2:	*10.7	↑								
3:	*10.8	←								
<table style="width:100%; border-collapse: collapse;"> <tr> <td style="width:90%;">Serie</td> <td style="width:10%; text-align: right;">30.0</td> </tr> <tr> <td>Total</td> <td style="text-align: right;">0.0</td> </tr> </table>		Serie	30.0	Total	0.0					
Serie	30.0									
Total	0.0									

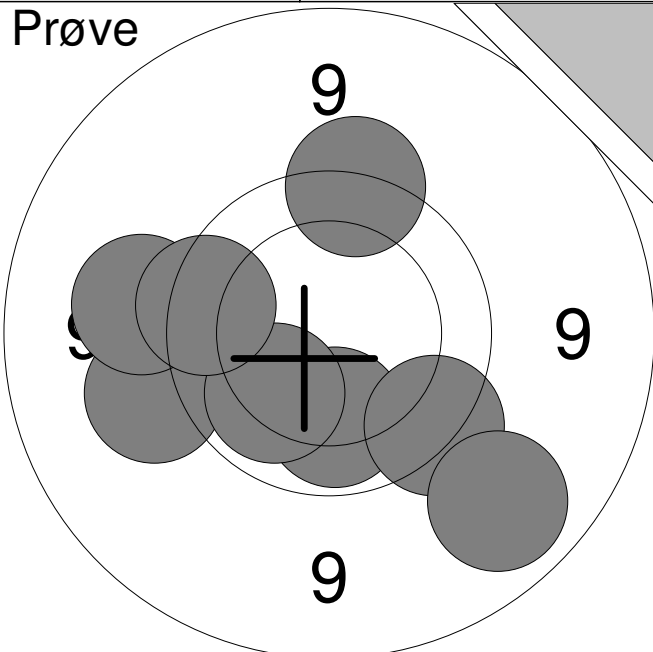
<p>20 Skud</p>	<table style="width:100%; border-collapse: collapse;"> <tr><td style="width:10%;">1:</td><td style="width:15%;">10.3</td><td style="width:10%; text-align: right;">→</td></tr> <tr><td>2:</td><td>*10.7</td><td style="text-align: right;">←</td></tr> <tr><td>3:</td><td>10.3</td><td style="text-align: right;">←</td></tr> <tr><td>4:</td><td>10.3</td><td style="text-align: right;">→</td></tr> <tr><td>5:</td><td>*10.5</td><td style="text-align: right;">↓</td></tr> <tr><td>6:</td><td>*10.6</td><td style="text-align: right;">↓</td></tr> <tr><td>7:</td><td>10.2</td><td style="text-align: right;">↗</td></tr> <tr><td>8:</td><td>*10.7</td><td style="text-align: right;">↑</td></tr> <tr><td>9:</td><td>10.2</td><td style="text-align: right;">→</td></tr> <tr><td>10:</td><td>10.0</td><td style="text-align: right;">←</td></tr> </table>	1:	10.3	→	2:	*10.7	←	3:	10.3	←	4:	10.3	→	5:	*10.5	↓	6:	*10.6	↓	7:	10.2	↗	8:	*10.7	↑	9:	10.2	→	10:	10.0	←
1:	10.3	→																													
2:	*10.7	←																													
3:	10.3	←																													
4:	10.3	→																													
5:	*10.5	↓																													
6:	*10.6	↓																													
7:	10.2	↗																													
8:	*10.7	↑																													
9:	10.2	→																													
10:	10.0	←																													
<table style="width:100%; border-collapse: collapse;"> <tr> <td style="width:90%;">Serie</td> <td style="width:10%; text-align: right;">100.0</td> </tr> <tr> <td>Total</td> <td style="text-align: right;">100.0</td> </tr> </table>		Serie	100.0	Total	100.0																										
Serie	100.0																														
Total	100.0																														

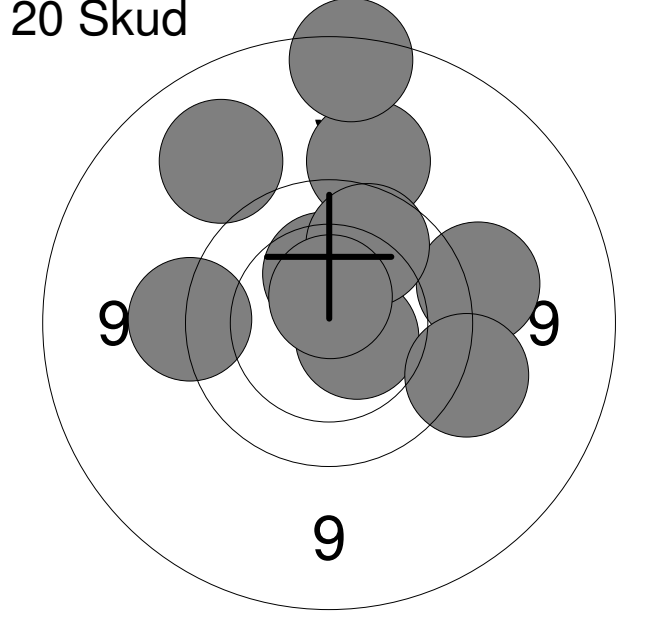
<p>20 Skud</p>	<table style="width:100%; border-collapse: collapse;"> <tr><td style="width:10%;">11:</td><td style="width:15%;">*10.5</td><td style="width:10%; text-align: right;">↓</td></tr> <tr><td>12:</td><td>10.4</td><td style="text-align: right;">←</td></tr> <tr><td>13:</td><td>10.4</td><td style="text-align: right;">↓</td></tr> <tr><td>14:</td><td>9.8</td><td style="text-align: right;">↗</td></tr> <tr><td>15:</td><td>10.3</td><td style="text-align: right;">↓</td></tr> <tr><td>16:</td><td>10.3</td><td style="text-align: right;">←</td></tr> <tr><td>17:</td><td>10.4</td><td style="text-align: right;">↓</td></tr> <tr><td>18:</td><td>*10.6</td><td style="text-align: right;">↓</td></tr> <tr><td>19:</td><td>10.3</td><td style="text-align: right;">←</td></tr> <tr><td>20:</td><td>10.2</td><td style="text-align: right;">→</td></tr> </table>	11:	*10.5	↓	12:	10.4	←	13:	10.4	↓	14:	9.8	↗	15:	10.3	↓	16:	10.3	←	17:	10.4	↓	18:	*10.6	↓	19:	10.3	←	20:	10.2	→
11:	*10.5	↓																													
12:	10.4	←																													
13:	10.4	↓																													
14:	9.8	↗																													
15:	10.3	↓																													
16:	10.3	←																													
17:	10.4	↓																													
18:	*10.6	↓																													
19:	10.3	←																													
20:	10.2	→																													
<table style="width:100%; border-collapse: collapse;"> <tr> <td style="width:90%;">Serie</td> <td style="width:10%; text-align: right;">99.0</td> </tr> <tr> <td>Total</td> <td style="text-align: right;">199.0</td> </tr> </table>		Serie	99.0	Total	199.0																										
Serie	99.0																														
Total	199.0																														

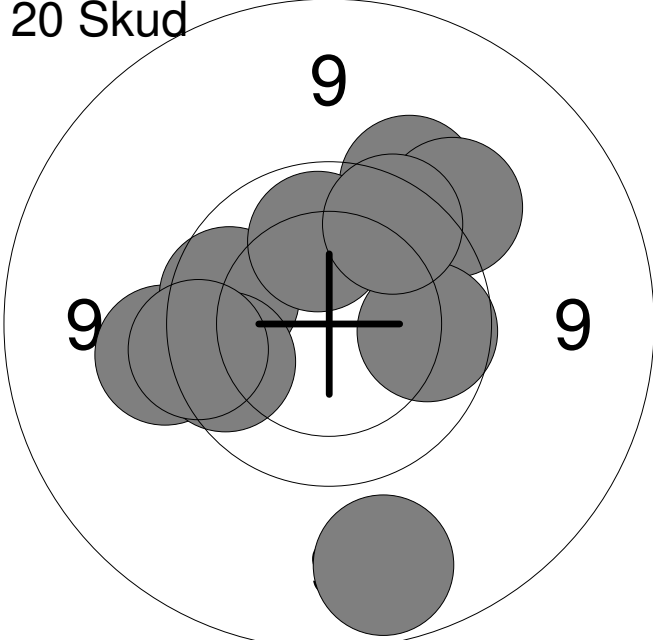
<p>Prøve</p>	<table style="width:100%; border-collapse: collapse;"> <tr><td style="width:10%;">1:</td><td style="width:20%;">10.3</td><td style="width:10%; text-align: center;">↙</td></tr> <tr><td>2:</td><td>10.2</td><td style="text-align: center;">↖</td></tr> <tr><td>3:</td><td>9.3</td><td style="text-align: center;">↙</td></tr> <tr><td>4:</td><td>9.0</td><td style="text-align: center;">↘</td></tr> <tr><td>5:</td><td>9.8</td><td style="text-align: center;">↗</td></tr> <tr><td>6:</td><td>9.5</td><td style="text-align: center;">→</td></tr> <tr><td>7:</td><td>*10.9</td><td style="text-align: center;">↙</td></tr> </table>	1:	10.3	↙	2:	10.2	↖	3:	9.3	↙	4:	9.0	↘	5:	9.8	↗	6:	9.5	→	7:	*10.9	↙
1:	10.3	↙																				
2:	10.2	↖																				
3:	9.3	↙																				
4:	9.0	↘																				
5:	9.8	↗																				
6:	9.5	→																				
7:	*10.9	↙																				
<table style="width:100%; border-collapse: collapse;"> <tr> <td style="width:80%;">Serie</td> <td style="width:20%; text-align: right;">66.0</td> </tr> <tr> <td>Total</td> <td style="text-align: right;">0.0</td> </tr> </table>		Serie	66.0	Total	0.0																	
Serie	66.0																					
Total	0.0																					

<p>20 Skud</p>	<table style="width:100%; border-collapse: collapse;"> <tr><td style="width:10%;">1:</td><td style="width:20%;">9.8</td><td style="width:10%; text-align: center;">→</td></tr> <tr><td>2:</td><td>9.7</td><td style="text-align: center;">↗</td></tr> <tr><td>3:</td><td>10.3</td><td style="text-align: center;">↗</td></tr> <tr><td>4:</td><td>9.7</td><td style="text-align: center;">↘</td></tr> <tr><td>5:</td><td>9.5</td><td style="text-align: center;">↗</td></tr> <tr><td>6:</td><td>10.1</td><td style="text-align: center;">↘</td></tr> <tr><td>7:</td><td>10.0</td><td style="text-align: center;">↘</td></tr> <tr><td>8:</td><td>9.3</td><td style="text-align: center;">↖</td></tr> <tr><td>9:</td><td>8.9</td><td style="text-align: center;">↘</td></tr> <tr><td>10:</td><td>10.3</td><td style="text-align: center;">↗</td></tr> </table>	1:	9.8	→	2:	9.7	↗	3:	10.3	↗	4:	9.7	↘	5:	9.5	↗	6:	10.1	↘	7:	10.0	↘	8:	9.3	↖	9:	8.9	↘	10:	10.3	↗
1:	9.8	→																													
2:	9.7	↗																													
3:	10.3	↗																													
4:	9.7	↘																													
5:	9.5	↗																													
6:	10.1	↘																													
7:	10.0	↘																													
8:	9.3	↖																													
9:	8.9	↘																													
10:	10.3	↗																													
<table style="width:100%; border-collapse: collapse;"> <tr> <td style="width:80%;">Serie</td> <td style="width:20%; text-align: right;">93.0</td> </tr> <tr> <td>Total</td> <td style="text-align: right;">93.0</td> </tr> </table>		Serie	93.0	Total	93.0																										
Serie	93.0																														
Total	93.0																														

<p>20 Skud</p>	<table style="width:100%; border-collapse: collapse;"> <tr><td style="width:10%;">11:</td><td style="width:20%;">10.0</td><td style="width:10%; text-align: center;">↖</td></tr> <tr><td>12:</td><td>9.5</td><td style="text-align: center;">↑</td></tr> <tr><td>13:</td><td>*10.5</td><td style="text-align: center;">→</td></tr> <tr><td>14:</td><td>9.2</td><td style="text-align: center;">↘</td></tr> <tr><td>15:</td><td>9.9</td><td style="text-align: center;">↖</td></tr> <tr><td>16:</td><td>*10.6</td><td style="text-align: center;">↖</td></tr> <tr><td>17:</td><td>9.8</td><td style="text-align: center;">↗</td></tr> <tr><td>18:</td><td>10.2</td><td style="text-align: center;">↖</td></tr> <tr><td>19:</td><td>*10.7</td><td style="text-align: center;">↘</td></tr> <tr><td>20:</td><td>10.3</td><td style="text-align: center;">↗</td></tr> </table>	11:	10.0	↖	12:	9.5	↑	13:	*10.5	→	14:	9.2	↘	15:	9.9	↖	16:	*10.6	↖	17:	9.8	↗	18:	10.2	↖	19:	*10.7	↘	20:	10.3	↗
11:	10.0	↖																													
12:	9.5	↑																													
13:	*10.5	→																													
14:	9.2	↘																													
15:	9.9	↖																													
16:	*10.6	↖																													
17:	9.8	↗																													
18:	10.2	↖																													
19:	*10.7	↘																													
20:	10.3	↗																													
<table style="width:100%; border-collapse: collapse;"> <tr> <td style="width:80%;">Serie</td> <td style="width:20%; text-align: right;">96.0</td> </tr> <tr> <td>Total</td> <td style="text-align: right;">189.0</td> </tr> </table>		Serie	96.0	Total	189.0																										
Serie	96.0																														
Total	189.0																														

<p>Prøve</p> 	<table style="width:100%; border-collapse: collapse;"> <tr><td>1:</td><td>10.0</td><td>↓</td></tr> <tr><td>2:</td><td>9.7</td><td>←</td></tr> <tr><td>3:</td><td>9.4</td><td>←</td></tr> <tr><td>4:</td><td>9.4</td><td>←</td></tr> <tr><td>5:</td><td>10.1</td><td>↙</td></tr> <tr><td>6:</td><td>9.7</td><td>↘</td></tr> <tr><td>7:</td><td>9.1</td><td>↘</td></tr> <tr><td>8:</td><td>9.6</td><td>↑</td></tr> <tr><td>9:</td><td>9.7</td><td>←</td></tr> </table>	1:	10.0	↓	2:	9.7	←	3:	9.4	←	4:	9.4	←	5:	10.1	↙	6:	9.7	↘	7:	9.1	↘	8:	9.6	↑	9:	9.7	←
1:	10.0	↓																										
2:	9.7	←																										
3:	9.4	←																										
4:	9.4	←																										
5:	10.1	↙																										
6:	9.7	↘																										
7:	9.1	↘																										
8:	9.6	↑																										
9:	9.7	←																										
<table style="width:100%; border-collapse: collapse;"> <tr> <td style="width:45%;">Serie</td> <td style="width:55%; text-align: right;">83.0</td> </tr> <tr> <td>Total</td> <td style="text-align: right;">0.0</td> </tr> </table>		Serie	83.0	Total	0.0																							
Serie	83.0																											
Total	0.0																											

<p>20 Skud</p> 	<table style="width:100%; border-collapse: collapse;"> <tr><td>1:</td><td>10.3</td><td>↑</td></tr> <tr><td>2:</td><td>9.4</td><td>→</td></tr> <tr><td>3:</td><td>9.5</td><td>←</td></tr> <tr><td>4:</td><td>*10.6</td><td>↘</td></tr> <tr><td>5:</td><td>9.2</td><td>↗</td></tr> <tr><td>6:</td><td>9.5</td><td>↘</td></tr> <tr><td>7:</td><td>9.4</td><td>↑</td></tr> <tr><td>8:</td><td>9.9</td><td>↗</td></tr> <tr><td>9:</td><td>8.8</td><td>↑</td></tr> <tr><td>10:</td><td>*10.6</td><td>↑</td></tr> </table>	1:	10.3	↑	2:	9.4	→	3:	9.5	←	4:	*10.6	↘	5:	9.2	↗	6:	9.5	↘	7:	9.4	↑	8:	9.9	↗	9:	8.8	↑	10:	*10.6	↑
1:	10.3	↑																													
2:	9.4	→																													
3:	9.5	←																													
4:	*10.6	↘																													
5:	9.2	↗																													
6:	9.5	↘																													
7:	9.4	↑																													
8:	9.9	↗																													
9:	8.8	↑																													
10:	*10.6	↑																													
<table style="width:100%; border-collapse: collapse;"> <tr> <td style="width:45%;">Serie</td> <td style="width:55%; text-align: right;">92.0</td> </tr> <tr> <td>Total</td> <td style="text-align: right;">92.0</td> </tr> </table>		Serie	92.0	Total	92.0																										
Serie	92.0																														
Total	92.0																														

<p>20 Skud</p> 	<table style="width:100%; border-collapse: collapse;"> <tr><td>11:</td><td>9.5</td><td>←</td></tr> <tr><td>12:</td><td>9.5</td><td>↗</td></tr> <tr><td>13:</td><td>9.9</td><td>←</td></tr> <tr><td>14:</td><td>9.5</td><td>↗</td></tr> <tr><td>15:</td><td>10.1</td><td>↑</td></tr> <tr><td>16:</td><td>9.9</td><td>→</td></tr> <tr><td>17:</td><td>9.8</td><td>←</td></tr> <tr><td>18:</td><td>9.8</td><td>↗</td></tr> <tr><td>19:</td><td>9.0</td><td>↓</td></tr> <tr><td>20:</td><td>9.7</td><td>←</td></tr> </table>	11:	9.5	←	12:	9.5	↗	13:	9.9	←	14:	9.5	↗	15:	10.1	↑	16:	9.9	→	17:	9.8	←	18:	9.8	↗	19:	9.0	↓	20:	9.7	←
11:	9.5	←																													
12:	9.5	↗																													
13:	9.9	←																													
14:	9.5	↗																													
15:	10.1	↑																													
16:	9.9	→																													
17:	9.8	←																													
18:	9.8	↗																													
19:	9.0	↓																													
20:	9.7	←																													
<table style="width:100%; border-collapse: collapse;"> <tr> <td style="width:45%;">Serie</td> <td style="width:55%; text-align: right;">91.0</td> </tr> <tr> <td>Total</td> <td style="text-align: right;">183.0</td> </tr> </table>		Serie	91.0	Total	183.0																										
Serie	91.0																														
Total	183.0																														

<p>Prøve</p>	<table style="width:100%; border-collapse: collapse;"> <tr><td style="width:10%;">1:</td><td style="width:80%;">*10.7</td><td style="width:10%; text-align: center;">↓</td></tr> <tr><td>2:</td><td>10.1</td><td style="text-align: center;">↗</td></tr> <tr><td>3:</td><td>10.1</td><td style="text-align: center;">↘</td></tr> <tr><td>4:</td><td>9.6</td><td style="text-align: center;">↘</td></tr> <tr><td>5:</td><td>9.6</td><td style="text-align: center;">↙</td></tr> <tr><td>6:</td><td>10.0</td><td style="text-align: center;">↗</td></tr> <tr><td>7:</td><td>10.1</td><td style="text-align: center;">↙</td></tr> </table> <table border="1" style="width:100%; border-collapse: collapse; margin-top: 5px;"> <tr> <td style="width:80%;">Serie</td> <td style="width:20%; text-align: right;">68.0</td> </tr> <tr> <td>Total</td> <td style="text-align: right;">0.0</td> </tr> </table>	1:	*10.7	↓	2:	10.1	↗	3:	10.1	↘	4:	9.6	↘	5:	9.6	↙	6:	10.0	↗	7:	10.1	↙	Serie	68.0	Total	0.0
1:	*10.7	↓																								
2:	10.1	↗																								
3:	10.1	↘																								
4:	9.6	↘																								
5:	9.6	↙																								
6:	10.0	↗																								
7:	10.1	↙																								
Serie	68.0																									
Total	0.0																									

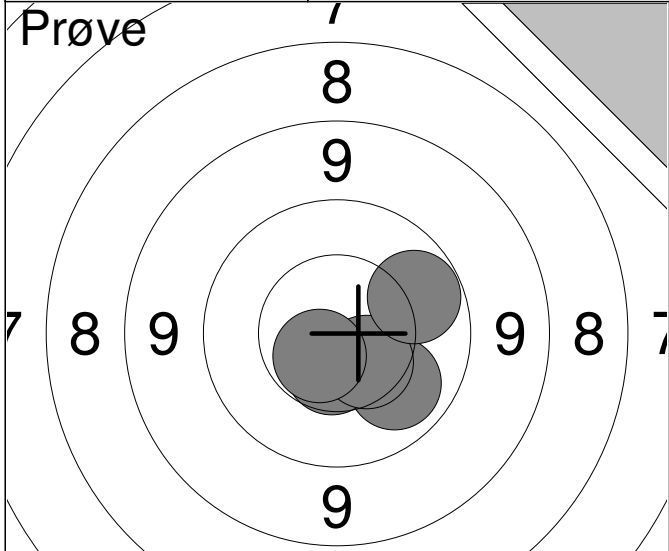
<p>20 Skud</p>	<table style="width:100%; border-collapse: collapse;"> <tr><td style="width:10%;">1:</td><td style="width:80%;">10.0</td><td style="width:10%; text-align: center;">↗</td></tr> <tr><td>2:</td><td>10.0</td><td style="text-align: center;">↗</td></tr> <tr><td>3:</td><td>10.3</td><td style="text-align: center;">↗</td></tr> <tr><td>4:</td><td>10.4</td><td style="text-align: center;">↘</td></tr> <tr><td>5:</td><td>10.4</td><td style="text-align: center;">↘</td></tr> <tr><td>6:</td><td>9.2</td><td style="text-align: center;">↘</td></tr> <tr><td>7:</td><td>9.9</td><td style="text-align: center;">→</td></tr> <tr><td>8:</td><td>9.7</td><td style="text-align: center;">→</td></tr> <tr><td>9:</td><td>*10.7</td><td style="text-align: center;">←</td></tr> <tr><td>10:</td><td>10.2</td><td style="text-align: center;">↘</td></tr> </table> <table border="1" style="width:100%; border-collapse: collapse; margin-top: 5px;"> <tr> <td style="width:80%;">Serie</td> <td style="width:20%; text-align: right;">97.0</td> </tr> <tr> <td>Total</td> <td style="text-align: right;">97.0</td> </tr> </table>	1:	10.0	↗	2:	10.0	↗	3:	10.3	↗	4:	10.4	↘	5:	10.4	↘	6:	9.2	↘	7:	9.9	→	8:	9.7	→	9:	*10.7	←	10:	10.2	↘	Serie	97.0	Total	97.0
1:	10.0	↗																																	
2:	10.0	↗																																	
3:	10.3	↗																																	
4:	10.4	↘																																	
5:	10.4	↘																																	
6:	9.2	↘																																	
7:	9.9	→																																	
8:	9.7	→																																	
9:	*10.7	←																																	
10:	10.2	↘																																	
Serie	97.0																																		
Total	97.0																																		

<p>20 Skud</p>	<table style="width:100%; border-collapse: collapse;"> <tr><td style="width:10%;">11:</td><td style="width:80%;">*10.7</td><td style="width:10%; text-align: center;">↘</td></tr> <tr><td>12:</td><td>9.6</td><td style="text-align: center;">↘</td></tr> <tr><td>13:</td><td>*10.7</td><td style="text-align: center;">↘</td></tr> <tr><td>14:</td><td>10.4</td><td style="text-align: center;">↗</td></tr> <tr><td>15:</td><td>*10.8</td><td style="text-align: center;">↗</td></tr> <tr><td>16:</td><td>9.6</td><td style="text-align: center;">↙</td></tr> <tr><td>17:</td><td>9.7</td><td style="text-align: center;">↙</td></tr> <tr><td>18:</td><td>10.3</td><td style="text-align: center;">↙</td></tr> <tr><td>19:</td><td>*10.8</td><td style="text-align: center;">↓</td></tr> <tr><td>20:</td><td>9.7</td><td style="text-align: center;">↙</td></tr> </table> <table border="1" style="width:100%; border-collapse: collapse; margin-top: 5px;"> <tr> <td style="width:80%;">Serie</td> <td style="width:20%; text-align: right;">96.0</td> </tr> <tr> <td>Total</td> <td style="text-align: right;">193.0</td> </tr> </table>	11:	*10.7	↘	12:	9.6	↘	13:	*10.7	↘	14:	10.4	↗	15:	*10.8	↗	16:	9.6	↙	17:	9.7	↙	18:	10.3	↙	19:	*10.8	↓	20:	9.7	↙	Serie	96.0	Total	193.0
11:	*10.7	↘																																	
12:	9.6	↘																																	
13:	*10.7	↘																																	
14:	10.4	↗																																	
15:	*10.8	↗																																	
16:	9.6	↙																																	
17:	9.7	↙																																	
18:	10.3	↙																																	
19:	*10.8	↓																																	
20:	9.7	↙																																	
Serie	96.0																																		
Total	193.0																																		

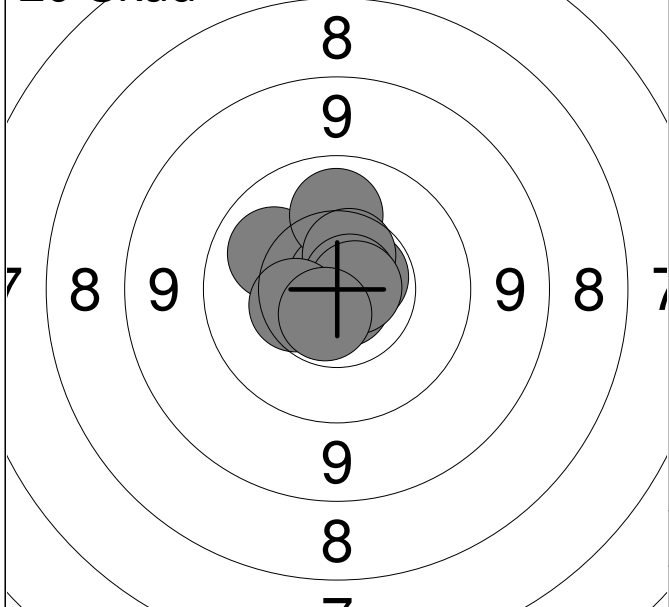
<p>Prøve</p>	<table style="width:100%; border-collapse: collapse;"> <tr><td style="width:10%;">1:</td><td style="width:15%;">9.7</td><td style="width:10%; text-align: right;">↙</td></tr> <tr><td>2:</td><td>10.2</td><td style="text-align: right;">↙</td></tr> <tr><td>3:</td><td>10.4</td><td style="text-align: right;">↘</td></tr> <tr><td>4:</td><td>9.4</td><td style="text-align: right;">↑</td></tr> <tr><td>5:</td><td>*10.7</td><td style="text-align: right;">↘</td></tr> <tr><td>6:</td><td>*10.8</td><td style="text-align: right;">→</td></tr> <tr><td>7:</td><td>10.3</td><td style="text-align: right;">↑</td></tr> <tr><td>8:</td><td>*10.7</td><td style="text-align: right;">↗</td></tr> </table>	1:	9.7	↙	2:	10.2	↙	3:	10.4	↘	4:	9.4	↑	5:	*10.7	↘	6:	*10.8	→	7:	10.3	↑	8:	*10.7	↗
1:	9.7	↙																							
2:	10.2	↙																							
3:	10.4	↘																							
4:	9.4	↑																							
5:	*10.7	↘																							
6:	*10.8	→																							
7:	10.3	↑																							
8:	*10.7	↗																							
	<table style="width:100%; border-collapse: collapse;"> <tr> <td style="width:10%;">Serie</td> <td style="width:15%;"></td> <td style="width:10%; text-align: right;">78.0</td> </tr> </table>	Serie		78.0																					
Serie		78.0																							
	<table style="width:100%; border-collapse: collapse;"> <tr> <td style="width:10%;">Total</td> <td style="width:15%;"></td> <td style="width:10%; text-align: right;">0.0</td> </tr> </table>	Total		0.0																					
Total		0.0																							

<p>20 Skud</p>	<table style="width:100%; border-collapse: collapse;"> <tr><td style="width:10%;">1:</td><td style="width:15%;">9.4</td><td style="width:10%; text-align: right;">→</td></tr> <tr><td>2:</td><td>*10.9</td><td style="text-align: right;">↗</td></tr> <tr><td>3:</td><td>*10.6</td><td style="text-align: right;">↙</td></tr> <tr><td>4:</td><td>10.2</td><td style="text-align: right;">↖</td></tr> <tr><td>5:</td><td>10.5</td><td style="text-align: right;">↗</td></tr> <tr><td>6:</td><td>*10.9</td><td style="text-align: right;">↑</td></tr> <tr><td>7:</td><td>10.4</td><td style="text-align: right;">↑</td></tr> <tr><td>8:</td><td>10.1</td><td style="text-align: right;">↗</td></tr> <tr><td>9:</td><td>10.6</td><td style="text-align: right;">↘</td></tr> <tr><td>10:</td><td>10.0</td><td style="text-align: right;">→</td></tr> </table>	1:	9.4	→	2:	*10.9	↗	3:	*10.6	↙	4:	10.2	↖	5:	10.5	↗	6:	*10.9	↑	7:	10.4	↑	8:	10.1	↗	9:	10.6	↘	10:	10.0	→
1:	9.4	→																													
2:	*10.9	↗																													
3:	*10.6	↙																													
4:	10.2	↖																													
5:	10.5	↗																													
6:	*10.9	↑																													
7:	10.4	↑																													
8:	10.1	↗																													
9:	10.6	↘																													
10:	10.0	→																													
	<table style="width:100%; border-collapse: collapse;"> <tr> <td style="width:10%;">Serie</td> <td style="width:15%;"></td> <td style="width:10%; text-align: right;">99.0</td> </tr> </table>	Serie		99.0																											
Serie		99.0																													
	<table style="width:100%; border-collapse: collapse;"> <tr> <td style="width:10%;">Total</td> <td style="width:15%;"></td> <td style="width:10%; text-align: right;">99.0</td> </tr> </table>	Total		99.0																											
Total		99.0																													

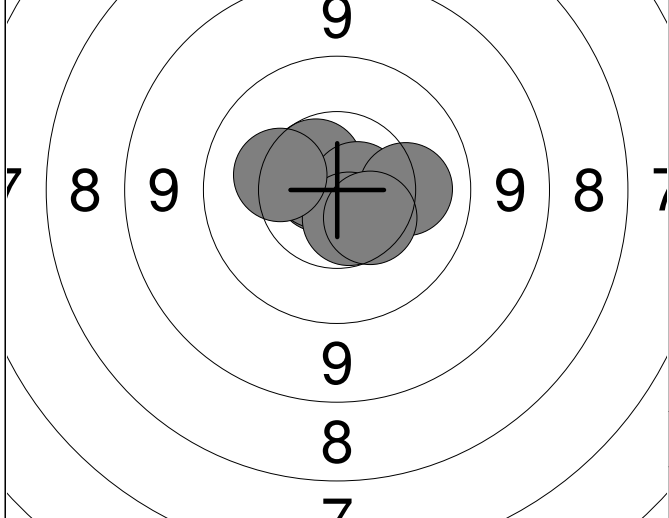
<p>20 Skud</p>	<table style="width:100%; border-collapse: collapse;"> <tr><td style="width:10%;">11:</td><td style="width:15%;">*10.6</td><td style="width:10%; text-align: right;">←</td></tr> <tr><td>12:</td><td>10.0</td><td style="text-align: right;">↙</td></tr> <tr><td>13:</td><td>10.5</td><td style="text-align: right;">↗</td></tr> <tr><td>14:</td><td>*10.7</td><td style="text-align: right;">↗</td></tr> <tr><td>15:</td><td>10.4</td><td style="text-align: right;">↑</td></tr> <tr><td>16:</td><td>10.4</td><td style="text-align: right;">→</td></tr> <tr><td>17:</td><td>10.6</td><td style="text-align: right;">↙</td></tr> <tr><td>18:</td><td>*10.7</td><td style="text-align: right;">↗</td></tr> <tr><td>19:</td><td>10.6</td><td style="text-align: right;">↗</td></tr> <tr><td>20:</td><td>10.4</td><td style="text-align: right;">↘</td></tr> </table>	11:	*10.6	←	12:	10.0	↙	13:	10.5	↗	14:	*10.7	↗	15:	10.4	↑	16:	10.4	→	17:	10.6	↙	18:	*10.7	↗	19:	10.6	↗	20:	10.4	↘
11:	*10.6	←																													
12:	10.0	↙																													
13:	10.5	↗																													
14:	*10.7	↗																													
15:	10.4	↑																													
16:	10.4	→																													
17:	10.6	↙																													
18:	*10.7	↗																													
19:	10.6	↗																													
20:	10.4	↘																													
	<table style="width:100%; border-collapse: collapse;"> <tr> <td style="width:10%;">Serie</td> <td style="width:15%;"></td> <td style="width:10%; text-align: right;">100.0</td> </tr> </table>	Serie		100.0																											
Serie		100.0																													
	<table style="width:100%; border-collapse: collapse;"> <tr> <td style="width:10%;">Total</td> <td style="width:15%;"></td> <td style="width:10%; text-align: right;">199.0</td> </tr> </table>	Total		199.0																											
Total		199.0																													

<p>Prøve</p> 	<table style="width:100%; border-collapse: collapse;"> <tr><td style="width:10%;">1:</td><td style="width:20%;">10.1</td><td style="width:10%; text-align: right;">↘</td></tr> <tr><td>2:</td><td>10.5</td><td style="text-align: right;">↘</td></tr> <tr><td>3:</td><td>10.5</td><td style="text-align: right;">↘</td></tr> <tr><td>4:</td><td>10.0</td><td style="text-align: right;">→</td></tr> <tr><td>5:</td><td>*10.6</td><td style="text-align: right;">↘</td></tr> </table>	1:	10.1	↘	2:	10.5	↘	3:	10.5	↘	4:	10.0	→	5:	*10.6	↘
1:	10.1	↘														
2:	10.5	↘														
3:	10.5	↘														
4:	10.0	→														
5:	*10.6	↘														

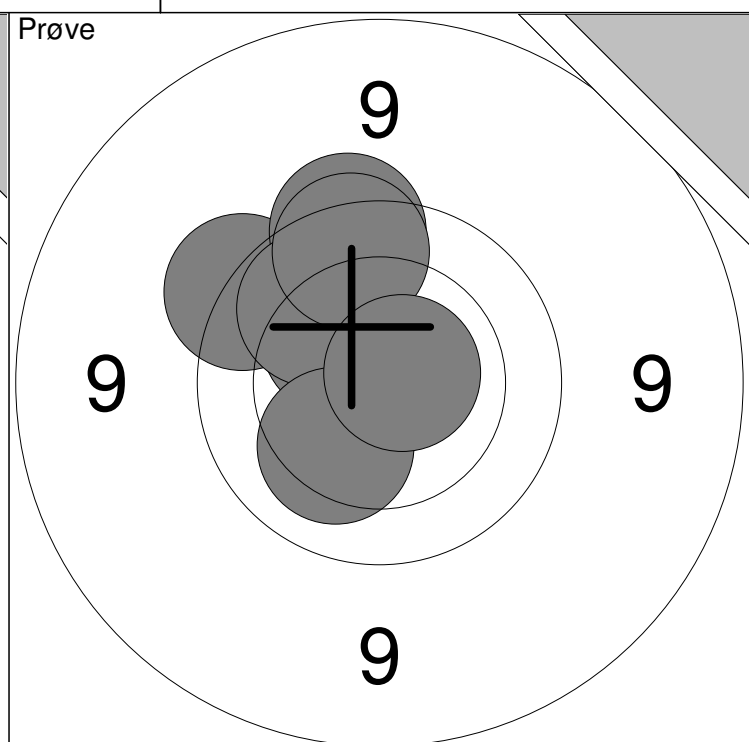
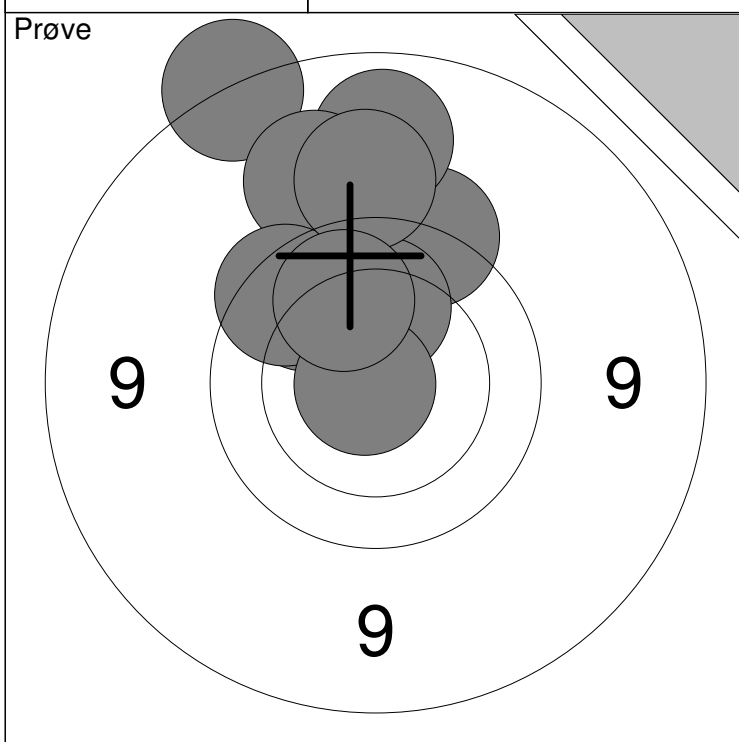
Serie	50.0
Total	0.0

<p>20 Skud</p> 	<table style="width:100%; border-collapse: collapse;"> <tr><td style="width:10%;">1:</td><td style="width:20%;">10.1</td><td style="width:10%; text-align: right;">↖</td></tr> <tr><td>2:</td><td>*10.8</td><td style="text-align: right;">↑</td></tr> <tr><td>3:</td><td>10.1</td><td style="text-align: right;">↑</td></tr> <tr><td>4:</td><td>*10.6</td><td style="text-align: right;">→</td></tr> <tr><td>5:</td><td>10.5</td><td style="text-align: right;">↑</td></tr> <tr><td>6:</td><td>*10.8</td><td style="text-align: right;">↘</td></tr> <tr><td>7:</td><td>*10.8</td><td style="text-align: right;">→</td></tr> <tr><td>8:</td><td>*10.7</td><td style="text-align: right;">→</td></tr> <tr><td>9:</td><td>10.4</td><td style="text-align: right;">↖</td></tr> <tr><td>10:</td><td>*10.6</td><td style="text-align: right;">↘</td></tr> </table>	1:	10.1	↖	2:	*10.8	↑	3:	10.1	↑	4:	*10.6	→	5:	10.5	↑	6:	*10.8	↘	7:	*10.8	→	8:	*10.7	→	9:	10.4	↖	10:	*10.6	↘
1:	10.1	↖																													
2:	*10.8	↑																													
3:	10.1	↑																													
4:	*10.6	→																													
5:	10.5	↑																													
6:	*10.8	↘																													
7:	*10.8	→																													
8:	*10.7	→																													
9:	10.4	↖																													
10:	*10.6	↘																													

Serie	100.0
Total	100.0

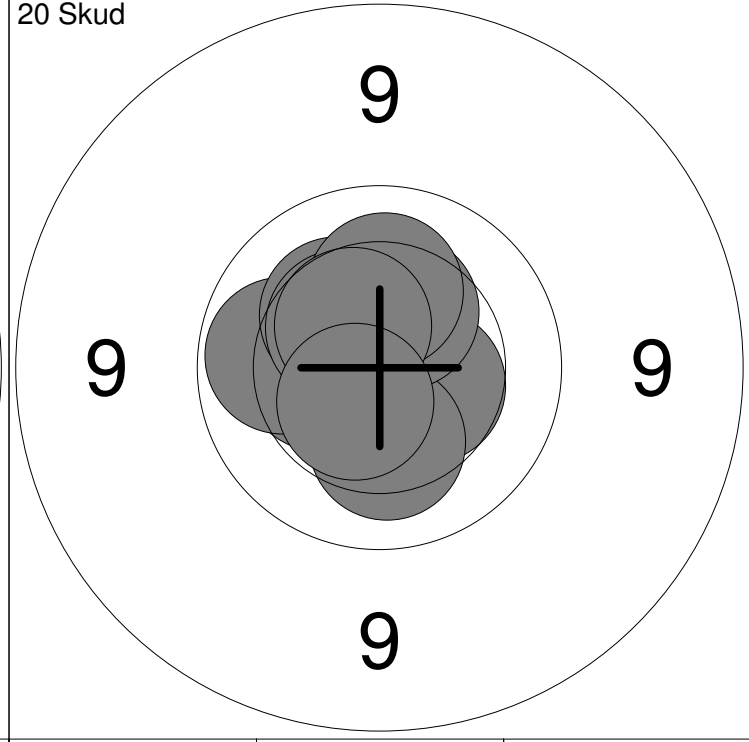
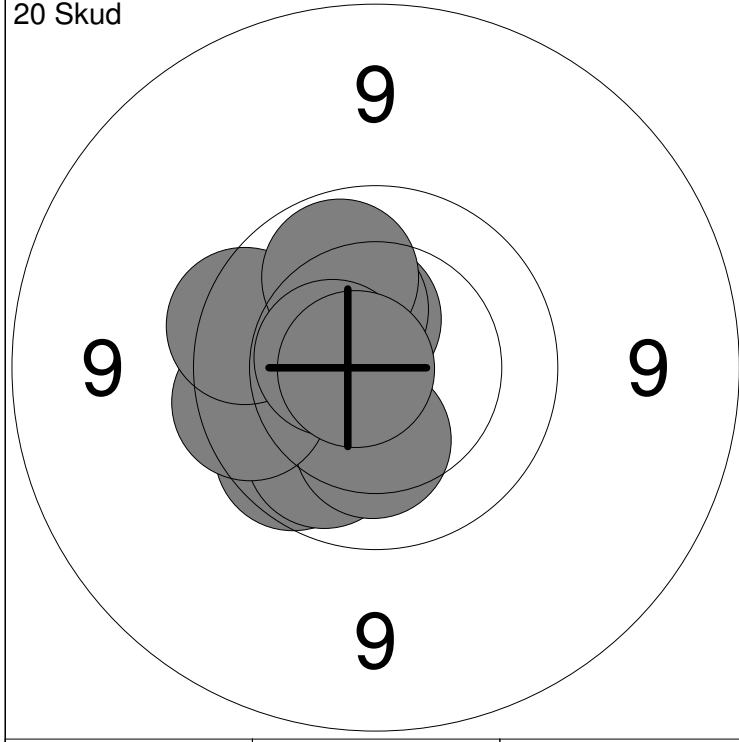
<p>20 Skud</p> 	<table style="width:100%; border-collapse: collapse;"> <tr><td style="width:10%;">11:</td><td style="width:20%;">*10.8</td><td style="width:10%; text-align: right;">↖</td></tr> <tr><td>12:</td><td>*10.7</td><td style="text-align: right;">↖</td></tr> <tr><td>13:</td><td>10.6</td><td style="text-align: right;">↖</td></tr> <tr><td>14:</td><td>*10.7</td><td style="text-align: right;">↘</td></tr> <tr><td>15:</td><td>10.4</td><td style="text-align: right;">→</td></tr> <tr><td>16:</td><td>*10.7</td><td style="text-align: right;">→</td></tr> <tr><td>17:</td><td>*10.6</td><td style="text-align: right;">↘</td></tr> <tr><td>18:</td><td>10.3</td><td style="text-align: right;">↑</td></tr> <tr><td>19:</td><td>10.2</td><td style="text-align: right;">→</td></tr> <tr><td>20:</td><td>10.4</td><td style="text-align: right;">↘</td></tr> </table>	11:	*10.8	↖	12:	*10.7	↖	13:	10.6	↖	14:	*10.7	↘	15:	10.4	→	16:	*10.7	→	17:	*10.6	↘	18:	10.3	↑	19:	10.2	→	20:	10.4	↘
11:	*10.8	↖																													
12:	*10.7	↖																													
13:	10.6	↖																													
14:	*10.7	↘																													
15:	10.4	→																													
16:	*10.7	→																													
17:	*10.6	↘																													
18:	10.3	↑																													
19:	10.2	→																													
20:	10.4	↘																													

Serie	100.0
Total	200.0



1: 9.6 ↑	6: 9.2 ↑	Serie	92.0
2: 9.0 ↑	7: 9.8 ↗		
3: 8.7 ↗	8: 9.3 ↑	Total	0.0
4: 9.9 ↗	9: *10.8 ←		
5: 10.1 ↑	10: 10.0 ↑		

11: 9.6 ↗	16: 10.2 ↘	Serie	67.0
12: 9.7 ↑	17: *10.7 →		
13: 10.4 ↗		Total	0.0
14: 10.0 ↗			
15: 9.8 ↑			



1: 9.9 ↘	6: 10.5 ↑	Serie	97.0
2: 10.0 ↘	7: 10.3 ↗		
3: 10.2 ↓	8: 10.0 ↗	Total	97.0
4: 9.8 ←	9: *10.5 ←		
5: 9.8 ←	10: *10.8 ←		

11: 10.4 ←	16: 10.4 ↑	Serie	100.0
12: 10.0 ←	17: 10.4 ↗		
13: 10.5 →	18: 10.2 ↑	Total	197.0
14: 10.3 ↗	19: 10.5 ↗		
15: 10.2 ↓	20: *10.5 ↘		

<p>Prøve</p>	<table style="width:100%; border-collapse: collapse;"> <tr><td style="text-align: right;">1:</td><td style="text-align: right;">*10.6</td><td style="text-align: right;">→</td></tr> <tr><td style="text-align: right;">2:</td><td style="text-align: right;">10.1</td><td style="text-align: right;">↖</td></tr> <tr><td style="text-align: right;">3:</td><td style="text-align: right;">9.8</td><td style="text-align: right;">↖</td></tr> <tr><td style="text-align: right;">4:</td><td style="text-align: right;">10.2</td><td style="text-align: right;">↖</td></tr> <tr><td style="text-align: right;">5:</td><td style="text-align: right;">10.2</td><td style="text-align: right;">↗</td></tr> <tr><td style="text-align: right;">6:</td><td style="text-align: right;">9.7</td><td style="text-align: right;">↖</td></tr> <tr><td style="text-align: right;">7:</td><td style="text-align: right;">10.2</td><td style="text-align: right;">↗</td></tr> <tr><td style="text-align: right;">8:</td><td style="text-align: right;">10.2</td><td style="text-align: right;">↖</td></tr> </table> <table border="1" style="width:100%; border-collapse: collapse; margin-top: 5px;"> <tr> <td style="width:80%;">Serie</td> <td style="text-align: right;">78.0</td> </tr> <tr> <td>Total</td> <td style="text-align: right;">0.0</td> </tr> </table>	1:	*10.6	→	2:	10.1	↖	3:	9.8	↖	4:	10.2	↖	5:	10.2	↗	6:	9.7	↖	7:	10.2	↗	8:	10.2	↖	Serie	78.0	Total	0.0
1:	*10.6	→																											
2:	10.1	↖																											
3:	9.8	↖																											
4:	10.2	↖																											
5:	10.2	↗																											
6:	9.7	↖																											
7:	10.2	↗																											
8:	10.2	↖																											
Serie	78.0																												
Total	0.0																												

<p>20 Skud</p>	<table style="width:100%; border-collapse: collapse;"> <tr><td style="text-align: right;">1:</td><td style="text-align: right;">*10.8</td><td style="text-align: right;">↗</td></tr> <tr><td style="text-align: right;">2:</td><td style="text-align: right;">*10.6</td><td style="text-align: right;">↖</td></tr> <tr><td style="text-align: right;">3:</td><td style="text-align: right;">10.3</td><td style="text-align: right;">↖</td></tr> <tr><td style="text-align: right;">4:</td><td style="text-align: right;">10.1</td><td style="text-align: right;">↖</td></tr> <tr><td style="text-align: right;">5:</td><td style="text-align: right;">9.3</td><td style="text-align: right;">↖</td></tr> <tr><td style="text-align: right;">6:</td><td style="text-align: right;">10.1</td><td style="text-align: right;">↖</td></tr> <tr><td style="text-align: right;">7:</td><td style="text-align: right;">10.0</td><td style="text-align: right;">↖</td></tr> <tr><td style="text-align: right;">8:</td><td style="text-align: right;">*10.5</td><td style="text-align: right;">↖</td></tr> <tr><td style="text-align: right;">9:</td><td style="text-align: right;">9.9</td><td style="text-align: right;">↖</td></tr> <tr><td style="text-align: right;">10:</td><td style="text-align: right;">9.8</td><td style="text-align: right;">↖</td></tr> </table> <table border="1" style="width:100%; border-collapse: collapse; margin-top: 5px;"> <tr> <td style="width:80%;">Serie</td> <td style="text-align: right;">97.0</td> </tr> <tr> <td>Total</td> <td style="text-align: right;">97.0</td> </tr> </table>	1:	*10.8	↗	2:	*10.6	↖	3:	10.3	↖	4:	10.1	↖	5:	9.3	↖	6:	10.1	↖	7:	10.0	↖	8:	*10.5	↖	9:	9.9	↖	10:	9.8	↖	Serie	97.0	Total	97.0
1:	*10.8	↗																																	
2:	*10.6	↖																																	
3:	10.3	↖																																	
4:	10.1	↖																																	
5:	9.3	↖																																	
6:	10.1	↖																																	
7:	10.0	↖																																	
8:	*10.5	↖																																	
9:	9.9	↖																																	
10:	9.8	↖																																	
Serie	97.0																																		
Total	97.0																																		

<p>20 Skud</p>	<table style="width:100%; border-collapse: collapse;"> <tr><td style="text-align: right;">11:</td><td style="text-align: right;">8.9</td><td style="text-align: right;">↖</td></tr> <tr><td style="text-align: right;">12:</td><td style="text-align: right;">10.4</td><td style="text-align: right;">↖</td></tr> <tr><td style="text-align: right;">13:</td><td style="text-align: right;">*10.5</td><td style="text-align: right;">↖</td></tr> <tr><td style="text-align: right;">14:</td><td style="text-align: right;">9.9</td><td style="text-align: right;">↖</td></tr> <tr><td style="text-align: right;">15:</td><td style="text-align: right;">10.3</td><td style="text-align: right;">↖</td></tr> <tr><td style="text-align: right;">16:</td><td style="text-align: right;">*10.6</td><td style="text-align: right;">↖</td></tr> <tr><td style="text-align: right;">17:</td><td style="text-align: right;">10.2</td><td style="text-align: right;">↖</td></tr> <tr><td style="text-align: right;">18:</td><td style="text-align: right;">10.2</td><td style="text-align: right;">↖</td></tr> <tr><td style="text-align: right;">19:</td><td style="text-align: right;">*10.8</td><td style="text-align: right;">↖</td></tr> <tr><td style="text-align: right;">20:</td><td style="text-align: right;">9.7</td><td style="text-align: right;">↖</td></tr> </table> <table border="1" style="width:100%; border-collapse: collapse; margin-top: 5px;"> <tr> <td style="width:80%;">Serie</td> <td style="text-align: right;">96.0</td> </tr> <tr> <td>Total</td> <td style="text-align: right;">193.0</td> </tr> </table>	11:	8.9	↖	12:	10.4	↖	13:	*10.5	↖	14:	9.9	↖	15:	10.3	↖	16:	*10.6	↖	17:	10.2	↖	18:	10.2	↖	19:	*10.8	↖	20:	9.7	↖	Serie	96.0	Total	193.0
11:	8.9	↖																																	
12:	10.4	↖																																	
13:	*10.5	↖																																	
14:	9.9	↖																																	
15:	10.3	↖																																	
16:	*10.6	↖																																	
17:	10.2	↖																																	
18:	10.2	↖																																	
19:	*10.8	↖																																	
20:	9.7	↖																																	
Serie	96.0																																		
Total	193.0																																		

<p>Prøve</p>	<table style="width:100%; border-collapse: collapse;"> <tr><td style="width:10%;">1:</td><td style="width:80%;">*10.7</td><td style="width:10%; text-align: center;">↓</td></tr> <tr><td>2:</td><td>*10.7</td><td style="text-align: center;">↓</td></tr> <tr><td>3:</td><td>10.4</td><td style="text-align: center;">↓</td></tr> <tr><td>4:</td><td>5.8</td><td style="text-align: center;">↓</td></tr> <tr><td>5:</td><td>10.1</td><td style="text-align: center;">↓</td></tr> <tr><td>6:</td><td>10.5</td><td style="text-align: center;">↑</td></tr> </table> <table border="1" style="width:100%; border-collapse: collapse; margin-top: 5px;"> <tr> <td style="width:90%;">Serie</td> <td style="width:10%; text-align: right;">55.0</td> </tr> <tr> <td>Total</td> <td style="text-align: right;">0.0</td> </tr> </table>	1:	*10.7	↓	2:	*10.7	↓	3:	10.4	↓	4:	5.8	↓	5:	10.1	↓	6:	10.5	↑	Serie	55.0	Total	0.0
1:	*10.7	↓																					
2:	*10.7	↓																					
3:	10.4	↓																					
4:	5.8	↓																					
5:	10.1	↓																					
6:	10.5	↑																					
Serie	55.0																						
Total	0.0																						

<p>20 Skud</p>	<table style="width:100%; border-collapse: collapse;"> <tr><td style="width:10%;">1:</td><td style="width:80%;">*10.8</td><td style="width:10%; text-align: center;">↓</td></tr> <tr><td>2:</td><td>10.5</td><td style="text-align: center;">→</td></tr> <tr><td>3:</td><td>10.5</td><td style="text-align: center;">→</td></tr> <tr><td>4:</td><td>10.4</td><td style="text-align: center;">↗</td></tr> <tr><td>5:</td><td>10.4</td><td style="text-align: center;">↗</td></tr> <tr><td>6:</td><td>10.1</td><td style="text-align: center;">↗</td></tr> <tr><td>7:</td><td>10.4</td><td style="text-align: center;">↗</td></tr> <tr><td>8:</td><td>*10.9</td><td style="text-align: center;">↑</td></tr> <tr><td>9:</td><td>*10.6</td><td style="text-align: center;">↓</td></tr> <tr><td>10:</td><td>10.1</td><td style="text-align: center;">↓</td></tr> </table> <table border="1" style="width:100%; border-collapse: collapse; margin-top: 5px;"> <tr> <td style="width:90%;">Serie</td> <td style="width:10%; text-align: right;">100.0</td> </tr> <tr> <td>Total</td> <td style="text-align: right;">100.0</td> </tr> </table>	1:	*10.8	↓	2:	10.5	→	3:	10.5	→	4:	10.4	↗	5:	10.4	↗	6:	10.1	↗	7:	10.4	↗	8:	*10.9	↑	9:	*10.6	↓	10:	10.1	↓	Serie	100.0	Total	100.0
1:	*10.8	↓																																	
2:	10.5	→																																	
3:	10.5	→																																	
4:	10.4	↗																																	
5:	10.4	↗																																	
6:	10.1	↗																																	
7:	10.4	↗																																	
8:	*10.9	↑																																	
9:	*10.6	↓																																	
10:	10.1	↓																																	
Serie	100.0																																		
Total	100.0																																		

<p>20 Skud</p>	<table style="width:100%; border-collapse: collapse;"> <tr><td style="width:10%;">11:</td><td style="width:80%;">10.5</td><td style="width:10%; text-align: center;">↗</td></tr> <tr><td>12:</td><td>10.4</td><td style="text-align: center;">↑</td></tr> <tr><td>13:</td><td>*10.8</td><td style="text-align: center;">↗</td></tr> <tr><td>14:</td><td>9.9</td><td style="text-align: center;">→</td></tr> <tr><td>15:</td><td>*10.7</td><td style="text-align: center;">↓</td></tr> <tr><td>16:</td><td>10.5</td><td style="text-align: center;">↓</td></tr> <tr><td>17:</td><td>*10.7</td><td style="text-align: center;">↗</td></tr> <tr><td>18:</td><td>10.4</td><td style="text-align: center;">↓</td></tr> <tr><td>19:</td><td>10.3</td><td style="text-align: center;">↑</td></tr> <tr><td>20:</td><td>9.6</td><td style="text-align: center;">↓</td></tr> </table> <table border="1" style="width:100%; border-collapse: collapse; margin-top: 5px;"> <tr> <td style="width:90%;">Serie</td> <td style="width:10%; text-align: right;">98.0</td> </tr> <tr> <td>Total</td> <td style="text-align: right;">198.0</td> </tr> </table>	11:	10.5	↗	12:	10.4	↑	13:	*10.8	↗	14:	9.9	→	15:	*10.7	↓	16:	10.5	↓	17:	*10.7	↗	18:	10.4	↓	19:	10.3	↑	20:	9.6	↓	Serie	98.0	Total	198.0
11:	10.5	↗																																	
12:	10.4	↑																																	
13:	*10.8	↗																																	
14:	9.9	→																																	
15:	*10.7	↓																																	
16:	10.5	↓																																	
17:	*10.7	↗																																	
18:	10.4	↓																																	
19:	10.3	↑																																	
20:	9.6	↓																																	
Serie	98.0																																		
Total	198.0																																		

<p>Prøve</p>	<table style="width:100%; border-collapse: collapse;"> <tr><td style="text-align: right;">1:</td><td style="text-align: right;">9.5</td><td style="text-align: right;">↘</td></tr> <tr><td style="text-align: right;">2:</td><td style="text-align: right;">*10.8</td><td style="text-align: right;">↘</td></tr> <tr><td style="text-align: right;">3:</td><td style="text-align: right;">9.9</td><td style="text-align: right;">←</td></tr> <tr><td style="text-align: right;">4:</td><td style="text-align: right;">9.7</td><td style="text-align: right;">→</td></tr> <tr><td style="text-align: right;">5:</td><td style="text-align: right;">*10.7</td><td style="text-align: right;">↗</td></tr> </table> <table border="1" style="width:100%; border-collapse: collapse; margin-top: 5px;"> <tr> <td style="width:80%;">Serie</td> <td style="text-align: right;">47.0</td> </tr> <tr> <td>Total</td> <td style="text-align: right;">0.0</td> </tr> </table>	1:	9.5	↘	2:	*10.8	↘	3:	9.9	←	4:	9.7	→	5:	*10.7	↗	Serie	47.0	Total	0.0
1:	9.5	↘																		
2:	*10.8	↘																		
3:	9.9	←																		
4:	9.7	→																		
5:	*10.7	↗																		
Serie	47.0																			
Total	0.0																			

<p>20 Skud</p>	<table style="width:100%; border-collapse: collapse;"> <tr><td style="text-align: right;">1:</td><td style="text-align: right;">10.0</td><td style="text-align: right;">→</td></tr> <tr><td style="text-align: right;">2:</td><td style="text-align: right;">9.8</td><td style="text-align: right;">↘</td></tr> <tr><td style="text-align: right;">3:</td><td style="text-align: right;">9.7</td><td style="text-align: right;">↘</td></tr> <tr><td style="text-align: right;">4:</td><td style="text-align: right;">9.9</td><td style="text-align: right;">↗</td></tr> <tr><td style="text-align: right;">5:</td><td style="text-align: right;">10.3</td><td style="text-align: right;">↘</td></tr> <tr><td style="text-align: right;">6:</td><td style="text-align: right;">9.7</td><td style="text-align: right;">↘</td></tr> <tr><td style="text-align: right;">7:</td><td style="text-align: right;">10.2</td><td style="text-align: right;">↘</td></tr> <tr><td style="text-align: right;">8:</td><td style="text-align: right;">9.7</td><td style="text-align: right;">↗</td></tr> <tr><td style="text-align: right;">9:</td><td style="text-align: right;">9.5</td><td style="text-align: right;">↖</td></tr> <tr><td style="text-align: right;">10:</td><td style="text-align: right;">10.5</td><td style="text-align: right;">↗</td></tr> </table> <table border="1" style="width:100%; border-collapse: collapse; margin-top: 5px;"> <tr> <td style="width:80%;">Serie</td> <td style="text-align: right;">94.0</td> </tr> <tr> <td>Total</td> <td style="text-align: right;">94.0</td> </tr> </table>	1:	10.0	→	2:	9.8	↘	3:	9.7	↘	4:	9.9	↗	5:	10.3	↘	6:	9.7	↘	7:	10.2	↘	8:	9.7	↗	9:	9.5	↖	10:	10.5	↗	Serie	94.0	Total	94.0
1:	10.0	→																																	
2:	9.8	↘																																	
3:	9.7	↘																																	
4:	9.9	↗																																	
5:	10.3	↘																																	
6:	9.7	↘																																	
7:	10.2	↘																																	
8:	9.7	↗																																	
9:	9.5	↖																																	
10:	10.5	↗																																	
Serie	94.0																																		
Total	94.0																																		

<p>20 Skud</p>	<table style="width:100%; border-collapse: collapse;"> <tr><td style="text-align: right;">11:</td><td style="text-align: right;">9.8</td><td style="text-align: right;">↘</td></tr> <tr><td style="text-align: right;">12:</td><td style="text-align: right;">9.2</td><td style="text-align: right;">←</td></tr> <tr><td style="text-align: right;">13:</td><td style="text-align: right;">9.6</td><td style="text-align: right;">↘</td></tr> <tr><td style="text-align: right;">14:</td><td style="text-align: right;">10.4</td><td style="text-align: right;">↗</td></tr> <tr><td style="text-align: right;">15:</td><td style="text-align: right;">9.7</td><td style="text-align: right;">↗</td></tr> <tr><td style="text-align: right;">16:</td><td style="text-align: right;">10.2</td><td style="text-align: right;">↘</td></tr> <tr><td style="text-align: right;">17:</td><td style="text-align: right;">9.1</td><td style="text-align: right;">↗</td></tr> <tr><td style="text-align: right;">18:</td><td style="text-align: right;">9.5</td><td style="text-align: right;">→</td></tr> <tr><td style="text-align: right;">19:</td><td style="text-align: right;">10.0</td><td style="text-align: right;">↘</td></tr> <tr><td style="text-align: right;">20:</td><td style="text-align: right;">9.7</td><td style="text-align: right;">↗</td></tr> </table> <table border="1" style="width:100%; border-collapse: collapse; margin-top: 5px;"> <tr> <td style="width:80%;">Serie</td> <td style="text-align: right;">93.0</td> </tr> <tr> <td>Total</td> <td style="text-align: right;">187.0</td> </tr> </table>	11:	9.8	↘	12:	9.2	←	13:	9.6	↘	14:	10.4	↗	15:	9.7	↗	16:	10.2	↘	17:	9.1	↗	18:	9.5	→	19:	10.0	↘	20:	9.7	↗	Serie	93.0	Total	187.0
11:	9.8	↘																																	
12:	9.2	←																																	
13:	9.6	↘																																	
14:	10.4	↗																																	
15:	9.7	↗																																	
16:	10.2	↘																																	
17:	9.1	↗																																	
18:	9.5	→																																	
19:	10.0	↘																																	
20:	9.7	↗																																	
Serie	93.0																																		
Total	187.0																																		

<p>Prøve</p>	<table style="width:100%; border-collapse: collapse;"> <tr><td style="width:10%;">1:</td><td style="width:15%;">9.9</td><td style="width:10%; text-align: center;">↘</td></tr> <tr><td>2:</td><td>10.1</td><td style="text-align: center;">↙</td></tr> <tr><td>3:</td><td>10.6</td><td style="text-align: center;">↑</td></tr> <tr><td>4:</td><td>10.5</td><td style="text-align: center;">←</td></tr> <tr><td>5:</td><td>*10.7</td><td style="text-align: center;">↗</td></tr> </table>	1:	9.9	↘	2:	10.1	↙	3:	10.6	↑	4:	10.5	←	5:	*10.7	↗
1:	9.9	↘														
2:	10.1	↙														
3:	10.6	↑														
4:	10.5	←														
5:	*10.7	↗														
<table style="width:100%; border-collapse: collapse;"> <tr> <td style="width:10%;">Serie</td> <td style="width:15%;"></td> <td style="width:10%; text-align: right;">49.0</td> </tr> <tr> <td>Total</td> <td></td> <td style="text-align: right;">0.0</td> </tr> </table>		Serie		49.0	Total		0.0									
Serie		49.0														
Total		0.0														

<p>20 Skud</p>	<table style="width:100%; border-collapse: collapse;"> <tr><td style="width:10%;">1:</td><td style="width:15%;">10.3</td><td style="width:10%; text-align: center;">←</td></tr> <tr><td>2:</td><td>10.2</td><td style="text-align: center;">↑</td></tr> <tr><td>3:</td><td>10.5</td><td style="text-align: center;">↙</td></tr> <tr><td>4:</td><td>10.5</td><td style="text-align: center;">↗</td></tr> <tr><td>5:</td><td>10.2</td><td style="text-align: center;">←</td></tr> <tr><td>6:</td><td>10.2</td><td style="text-align: center;">↗</td></tr> <tr><td>7:</td><td>10.3</td><td style="text-align: center;">↗</td></tr> <tr><td>8:</td><td>10.5</td><td style="text-align: center;">↘</td></tr> <tr><td>9:</td><td>10.1</td><td style="text-align: center;">↘</td></tr> <tr><td>10:</td><td>*10.8</td><td style="text-align: center;">↘</td></tr> </table>	1:	10.3	←	2:	10.2	↑	3:	10.5	↙	4:	10.5	↗	5:	10.2	←	6:	10.2	↗	7:	10.3	↗	8:	10.5	↘	9:	10.1	↘	10:	*10.8	↘
1:	10.3	←																													
2:	10.2	↑																													
3:	10.5	↙																													
4:	10.5	↗																													
5:	10.2	←																													
6:	10.2	↗																													
7:	10.3	↗																													
8:	10.5	↘																													
9:	10.1	↘																													
10:	*10.8	↘																													
<table style="width:100%; border-collapse: collapse;"> <tr> <td style="width:10%;">Serie</td> <td style="width:15%;"></td> <td style="width:10%; text-align: right;">100.0</td> </tr> <tr> <td>Total</td> <td></td> <td style="text-align: right;">100.0</td> </tr> </table>		Serie		100.0	Total		100.0																								
Serie		100.0																													
Total		100.0																													

<p>20 Skud</p>	<table style="width:100%; border-collapse: collapse;"> <tr><td style="width:10%;">11:</td><td style="width:15%;">9.7</td><td style="width:10%; text-align: center;">↘</td></tr> <tr><td>12:</td><td>*10.9</td><td style="text-align: center;">↘</td></tr> <tr><td>13:</td><td>9.8</td><td style="text-align: center;">↘</td></tr> <tr><td>14:</td><td>*10.9</td><td style="text-align: center;">↗</td></tr> <tr><td>15:</td><td>10.5</td><td style="text-align: center;">↘</td></tr> <tr><td>16:</td><td>9.8</td><td style="text-align: center;">↙</td></tr> <tr><td>17:</td><td>9.8</td><td style="text-align: center;">↗</td></tr> <tr><td>18:</td><td>10.5</td><td style="text-align: center;">↑</td></tr> <tr><td>19:</td><td>*10.7</td><td style="text-align: center;">←</td></tr> <tr><td>20:</td><td>10.2</td><td style="text-align: center;">→</td></tr> </table>	11:	9.7	↘	12:	*10.9	↘	13:	9.8	↘	14:	*10.9	↗	15:	10.5	↘	16:	9.8	↙	17:	9.8	↗	18:	10.5	↑	19:	*10.7	←	20:	10.2	→
11:	9.7	↘																													
12:	*10.9	↘																													
13:	9.8	↘																													
14:	*10.9	↗																													
15:	10.5	↘																													
16:	9.8	↙																													
17:	9.8	↗																													
18:	10.5	↑																													
19:	*10.7	←																													
20:	10.2	→																													
<table style="width:100%; border-collapse: collapse;"> <tr> <td style="width:10%;">Serie</td> <td style="width:15%;"></td> <td style="width:10%; text-align: right;">96.0</td> </tr> <tr> <td>Total</td> <td></td> <td style="text-align: right;">196.0</td> </tr> </table>		Serie		96.0	Total		196.0																								
Serie		96.0																													
Total		196.0																													

<p>Prøve</p>	<table style="width:100%; border-collapse: collapse;"> <tr><td style="width:10%;">1:</td><td style="width:15%;">9.4</td><td style="width:10%; text-align: right;">↖</td></tr> <tr><td>2:</td><td>9.3</td><td style="text-align: right;">↖</td></tr> <tr><td>3:</td><td>9.5</td><td style="text-align: right;">↗</td></tr> <tr><td>4:</td><td>*10.8</td><td style="text-align: right;">↖</td></tr> <tr><td>5:</td><td>10.2</td><td style="text-align: right;">↗</td></tr> <tr><td>6:</td><td>9.7</td><td style="text-align: right;">↗</td></tr> <tr><td>7:</td><td>9.8</td><td style="text-align: right;">↗</td></tr> <tr><td>8:</td><td>10.5</td><td style="text-align: right;">↗</td></tr> <tr><td>9:</td><td>*10.6</td><td style="text-align: right;">↘</td></tr> <tr><td>10:</td><td>*10.6</td><td style="text-align: right;">↗</td></tr> <tr><td colspan="2">Serie</td><td style="text-align: right;">95.0</td></tr> <tr><td colspan="2">Total</td><td style="text-align: right;">0.0</td></tr> </table>	1:	9.4	↖	2:	9.3	↖	3:	9.5	↗	4:	*10.8	↖	5:	10.2	↗	6:	9.7	↗	7:	9.8	↗	8:	10.5	↗	9:	*10.6	↘	10:	*10.6	↗	Serie		95.0	Total		0.0
1:	9.4	↖																																			
2:	9.3	↖																																			
3:	9.5	↗																																			
4:	*10.8	↖																																			
5:	10.2	↗																																			
6:	9.7	↗																																			
7:	9.8	↗																																			
8:	10.5	↗																																			
9:	*10.6	↘																																			
10:	*10.6	↗																																			
Serie		95.0																																			
Total		0.0																																			

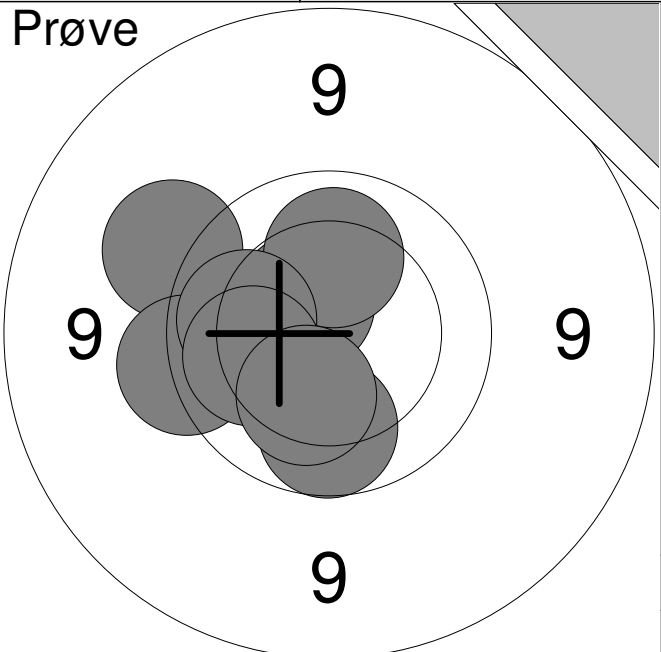
<p>20 Skud</p>	<table style="width:100%; border-collapse: collapse;"> <tr><td style="width:10%;">1:</td><td style="width:15%;">10.2</td><td style="width:10%; text-align: right;">↖</td></tr> <tr><td>2:</td><td>10.1</td><td style="text-align: right;">↗</td></tr> <tr><td>3:</td><td>*10.7</td><td style="text-align: right;">↗</td></tr> <tr><td>4:</td><td>9.9</td><td style="text-align: right;">↘</td></tr> <tr><td>5:</td><td>10.1</td><td style="text-align: right;">↘</td></tr> <tr><td>6:</td><td>*10.6</td><td style="text-align: right;">↗</td></tr> <tr><td>7:</td><td>10.1</td><td style="text-align: right;">↖</td></tr> <tr><td>8:</td><td>10.2</td><td style="text-align: right;">↖</td></tr> <tr><td>9:</td><td>10.3</td><td style="text-align: right;">↖</td></tr> <tr><td>10:</td><td>10.4</td><td style="text-align: right;">↖</td></tr> <tr><td colspan="2">Serie</td><td style="text-align: right;">99.0</td></tr> <tr><td colspan="2">Total</td><td style="text-align: right;">99.0</td></tr> </table>	1:	10.2	↖	2:	10.1	↗	3:	*10.7	↗	4:	9.9	↘	5:	10.1	↘	6:	*10.6	↗	7:	10.1	↖	8:	10.2	↖	9:	10.3	↖	10:	10.4	↖	Serie		99.0	Total		99.0
1:	10.2	↖																																			
2:	10.1	↗																																			
3:	*10.7	↗																																			
4:	9.9	↘																																			
5:	10.1	↘																																			
6:	*10.6	↗																																			
7:	10.1	↖																																			
8:	10.2	↖																																			
9:	10.3	↖																																			
10:	10.4	↖																																			
Serie		99.0																																			
Total		99.0																																			

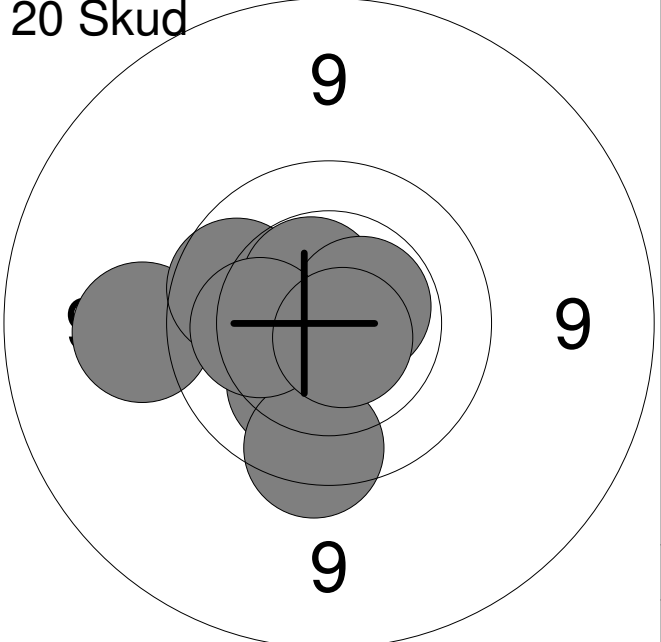
<p>20 Skud</p>	<table style="width:100%; border-collapse: collapse;"> <tr><td style="width:10%;">11:</td><td style="width:15%;">10.3</td><td style="width:10%; text-align: right;">↗</td></tr> <tr><td>12:</td><td>10.2</td><td style="text-align: right;">↗</td></tr> <tr><td>13:</td><td>9.7</td><td style="text-align: right;">↗</td></tr> <tr><td>14:</td><td>10.3</td><td style="text-align: right;">↗</td></tr> <tr><td>15:</td><td>*10.8</td><td style="text-align: right;">↘</td></tr> <tr><td>16:</td><td>*10.8</td><td style="text-align: right;">↖</td></tr> <tr><td>17:</td><td>10.0</td><td style="text-align: right;">↗</td></tr> <tr><td>18:</td><td>10.3</td><td style="text-align: right;">↗</td></tr> <tr><td>19:</td><td>*10.7</td><td style="text-align: right;">↘</td></tr> <tr><td>20:</td><td>*10.7</td><td style="text-align: right;">↗</td></tr> <tr><td colspan="2">Serie</td><td style="text-align: right;">99.0</td></tr> <tr><td colspan="2">Total</td><td style="text-align: right;">198.0</td></tr> </table>	11:	10.3	↗	12:	10.2	↗	13:	9.7	↗	14:	10.3	↗	15:	*10.8	↘	16:	*10.8	↖	17:	10.0	↗	18:	10.3	↗	19:	*10.7	↘	20:	*10.7	↗	Serie		99.0	Total		198.0
11:	10.3	↗																																			
12:	10.2	↗																																			
13:	9.7	↗																																			
14:	10.3	↗																																			
15:	*10.8	↘																																			
16:	*10.8	↖																																			
17:	10.0	↗																																			
18:	10.3	↗																																			
19:	*10.7	↘																																			
20:	*10.7	↗																																			
Serie		99.0																																			
Total		198.0																																			

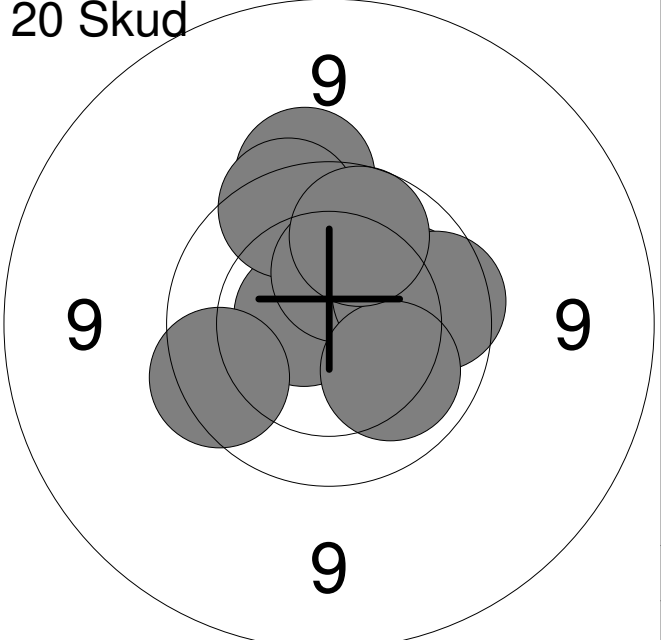
<p>Prøve</p>	<table style="width:100%; border-collapse: collapse;"> <tr><td style="text-align: right;">1:</td><td style="text-align: right;">10.4</td><td style="text-align: center;">↓</td></tr> <tr><td style="text-align: right;">2:</td><td style="text-align: right;">10.1</td><td style="text-align: center;">↗</td></tr> <tr><td style="text-align: right;">3:</td><td style="text-align: right;">*10.7</td><td style="text-align: center;">↖</td></tr> <tr><td style="text-align: right;">4:</td><td style="text-align: right;">*10.7</td><td style="text-align: center;">↓</td></tr> <tr><td style="text-align: right;">5:</td><td style="text-align: right;">10.2</td><td style="text-align: center;">↗</td></tr> </table> <table border="1" style="width:100%; border-collapse: collapse; margin-top: 10px;"> <tr> <td style="width:80%;">Serie</td> <td style="text-align: right;">50.0</td> </tr> <tr> <td>Total</td> <td style="text-align: right;">0.0</td> </tr> </table>	1:	10.4	↓	2:	10.1	↗	3:	*10.7	↖	4:	*10.7	↓	5:	10.2	↗	Serie	50.0	Total	0.0
1:	10.4	↓																		
2:	10.1	↗																		
3:	*10.7	↖																		
4:	*10.7	↓																		
5:	10.2	↗																		
Serie	50.0																			
Total	0.0																			

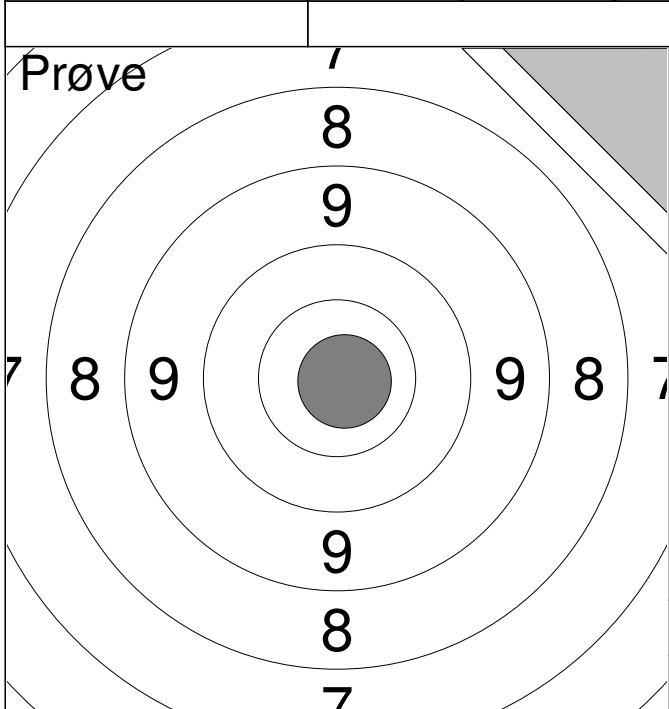
<p>20 Skud</p>	<table style="width:100%; border-collapse: collapse;"> <tr><td style="text-align: right;">1:</td><td style="text-align: right;">9.9</td><td style="text-align: center;">↙</td></tr> <tr><td style="text-align: right;">2:</td><td style="text-align: right;">9.7</td><td style="text-align: center;">←</td></tr> <tr><td style="text-align: right;">3:</td><td style="text-align: right;">10.5</td><td style="text-align: center;">←</td></tr> <tr><td style="text-align: right;">4:</td><td style="text-align: right;">10.0</td><td style="text-align: center;">↘</td></tr> <tr><td style="text-align: right;">5:</td><td style="text-align: right;">9.2</td><td style="text-align: center;">→</td></tr> <tr><td style="text-align: right;">6:</td><td style="text-align: right;">9.5</td><td style="text-align: center;">↓</td></tr> <tr><td style="text-align: right;">7:</td><td style="text-align: right;">10.1</td><td style="text-align: center;">↖</td></tr> <tr><td style="text-align: right;">8:</td><td style="text-align: right;">10.4</td><td style="text-align: center;">←</td></tr> <tr><td style="text-align: right;">9:</td><td style="text-align: right;">10.2</td><td style="text-align: center;">↙</td></tr> <tr><td style="text-align: right;">10:</td><td style="text-align: right;">9.7</td><td style="text-align: center;">↗</td></tr> </table> <table border="1" style="width:100%; border-collapse: collapse; margin-top: 10px;"> <tr> <td style="width:80%;">Serie</td> <td style="text-align: right;">95.0</td> </tr> <tr> <td>Total</td> <td style="text-align: right;">95.0</td> </tr> </table>	1:	9.9	↙	2:	9.7	←	3:	10.5	←	4:	10.0	↘	5:	9.2	→	6:	9.5	↓	7:	10.1	↖	8:	10.4	←	9:	10.2	↙	10:	9.7	↗	Serie	95.0	Total	95.0
1:	9.9	↙																																	
2:	9.7	←																																	
3:	10.5	←																																	
4:	10.0	↘																																	
5:	9.2	→																																	
6:	9.5	↓																																	
7:	10.1	↖																																	
8:	10.4	←																																	
9:	10.2	↙																																	
10:	9.7	↗																																	
Serie	95.0																																		
Total	95.0																																		

<p>20 Skud</p>	<table style="width:100%; border-collapse: collapse;"> <tr><td style="text-align: right;">11:</td><td style="text-align: right;">10.3</td><td style="text-align: center;">↗</td></tr> <tr><td style="text-align: right;">12:</td><td style="text-align: right;">9.9</td><td style="text-align: center;">↗</td></tr> <tr><td style="text-align: right;">13:</td><td style="text-align: right;">10.1</td><td style="text-align: center;">↘</td></tr> <tr><td style="text-align: right;">14:</td><td style="text-align: right;">9.2</td><td style="text-align: center;">→</td></tr> <tr><td style="text-align: right;">15:</td><td style="text-align: right;">10.3</td><td style="text-align: center;">→</td></tr> <tr><td style="text-align: right;">16:</td><td style="text-align: right;">9.9</td><td style="text-align: center;">↖</td></tr> <tr><td style="text-align: right;">17:</td><td style="text-align: right;">*10.7</td><td style="text-align: center;">←</td></tr> <tr><td style="text-align: right;">18:</td><td style="text-align: right;">10.0</td><td style="text-align: center;">↓</td></tr> <tr><td style="text-align: right;">19:</td><td style="text-align: right;">10.3</td><td style="text-align: center;">↙</td></tr> <tr><td style="text-align: right;">20:</td><td style="text-align: right;">9.6</td><td style="text-align: center;">↗</td></tr> </table> <table border="1" style="width:100%; border-collapse: collapse; margin-top: 10px;"> <tr> <td style="width:80%;">Serie</td> <td style="text-align: right;">96.0</td> </tr> <tr> <td>Total</td> <td style="text-align: right;">191.0</td> </tr> </table>	11:	10.3	↗	12:	9.9	↗	13:	10.1	↘	14:	9.2	→	15:	10.3	→	16:	9.9	↖	17:	*10.7	←	18:	10.0	↓	19:	10.3	↙	20:	9.6	↗	Serie	96.0	Total	191.0
11:	10.3	↗																																	
12:	9.9	↗																																	
13:	10.1	↘																																	
14:	9.2	→																																	
15:	10.3	→																																	
16:	9.9	↖																																	
17:	*10.7	←																																	
18:	10.0	↓																																	
19:	10.3	↙																																	
20:	9.6	↗																																	
Serie	96.0																																		
Total	191.0																																		

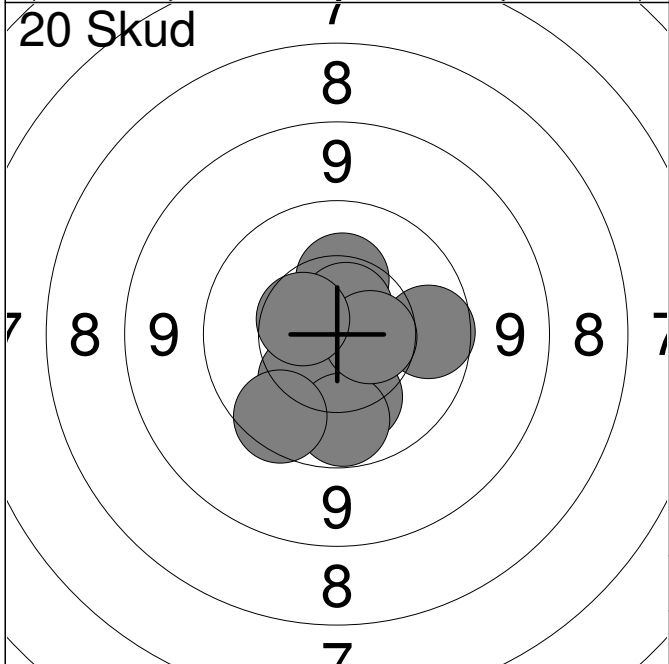
<p>Prøve</p> 	<table style="width:100%; border-collapse: collapse;"> <tr><td style="text-align: right;">1:</td><td style="text-align: right;">9.4</td><td style="text-align: right;">↖</td></tr> <tr><td style="text-align: right;">2:</td><td style="text-align: right;">*10.5</td><td style="text-align: right;">↗</td></tr> <tr><td style="text-align: right;">3:</td><td style="text-align: right;">10.1</td><td style="text-align: right;">↑</td></tr> <tr><td style="text-align: right;">4:</td><td style="text-align: right;">9.6</td><td style="text-align: right;">↖</td></tr> <tr><td style="text-align: right;">5:</td><td style="text-align: right;">10.0</td><td style="text-align: right;">↖</td></tr> <tr><td style="text-align: right;">6:</td><td style="text-align: right;">9.9</td><td style="text-align: right;">↓</td></tr> <tr><td style="text-align: right;">7:</td><td style="text-align: right;">10.1</td><td style="text-align: right;">↖</td></tr> <tr><td style="text-align: right;">8:</td><td style="text-align: right;">10.2</td><td style="text-align: right;">↓</td></tr> </table> <table border="1" style="width:100%; border-collapse: collapse; margin-top: 5px;"> <tr> <td style="width:80%;">Serie</td> <td style="text-align: right;">77.0</td> </tr> <tr> <td>Total</td> <td style="text-align: right;">0.0</td> </tr> </table>	1:	9.4	↖	2:	*10.5	↗	3:	10.1	↑	4:	9.6	↖	5:	10.0	↖	6:	9.9	↓	7:	10.1	↖	8:	10.2	↓	Serie	77.0	Total	0.0
1:	9.4	↖																											
2:	*10.5	↗																											
3:	10.1	↑																											
4:	9.6	↖																											
5:	10.0	↖																											
6:	9.9	↓																											
7:	10.1	↖																											
8:	10.2	↓																											
Serie	77.0																												
Total	0.0																												

<p>20 Skud</p> 	<table style="width:100%; border-collapse: collapse;"> <tr><td style="text-align: right;">1:</td><td style="text-align: right;">9.4</td><td style="text-align: right;">↖</td></tr> <tr><td style="text-align: right;">2:</td><td style="text-align: right;">*10.9</td><td style="text-align: right;">↗</td></tr> <tr><td style="text-align: right;">3:</td><td style="text-align: right;">*10.7</td><td style="text-align: right;">↓</td></tr> <tr><td style="text-align: right;">4:</td><td style="text-align: right;">9.9</td><td style="text-align: right;">↖</td></tr> <tr><td style="text-align: right;">5:</td><td style="text-align: right;">10.2</td><td style="text-align: right;">↓</td></tr> <tr><td style="text-align: right;">6:</td><td style="text-align: right;">*10.5</td><td style="text-align: right;">↗</td></tr> <tr><td style="text-align: right;">7:</td><td style="text-align: right;">9.7</td><td style="text-align: right;">↓</td></tr> <tr><td style="text-align: right;">8:</td><td style="text-align: right;">*10.6</td><td style="text-align: right;">↗</td></tr> <tr><td style="text-align: right;">9:</td><td style="text-align: right;">10.2</td><td style="text-align: right;">↖</td></tr> <tr><td style="text-align: right;">10:</td><td style="text-align: right;">*10.7</td><td style="text-align: right;">↓</td></tr> </table> <table border="1" style="width:100%; border-collapse: collapse; margin-top: 5px;"> <tr> <td style="width:80%;">Serie</td> <td style="text-align: right;">97.0</td> </tr> <tr> <td>Total</td> <td style="text-align: right;">97.0</td> </tr> </table>	1:	9.4	↖	2:	*10.9	↗	3:	*10.7	↓	4:	9.9	↖	5:	10.2	↓	6:	*10.5	↗	7:	9.7	↓	8:	*10.6	↗	9:	10.2	↖	10:	*10.7	↓	Serie	97.0	Total	97.0
1:	9.4	↖																																	
2:	*10.9	↗																																	
3:	*10.7	↓																																	
4:	9.9	↖																																	
5:	10.2	↓																																	
6:	*10.5	↗																																	
7:	9.7	↓																																	
8:	*10.6	↗																																	
9:	10.2	↖																																	
10:	*10.7	↓																																	
Serie	97.0																																		
Total	97.0																																		

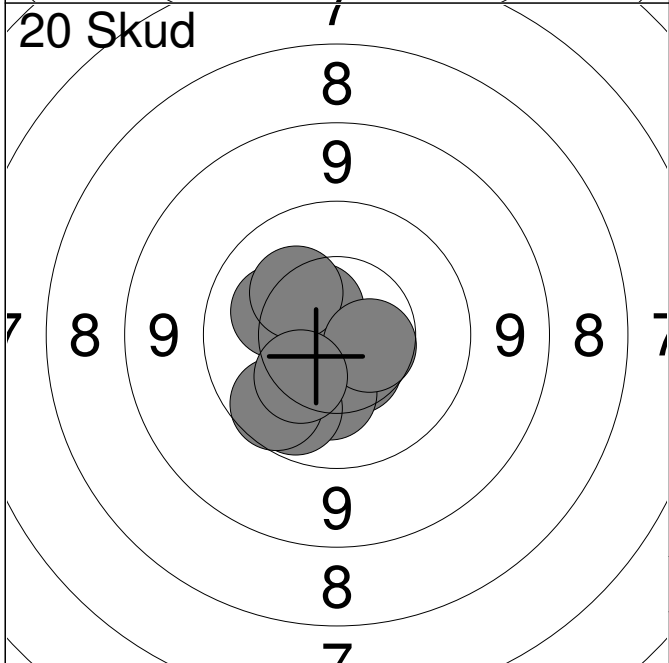
<p>20 Skud</p> 	<table style="width:100%; border-collapse: collapse;"> <tr><td style="text-align: right;">11:</td><td style="text-align: right;">*10.7</td><td style="text-align: right;">↖</td></tr> <tr><td style="text-align: right;">12:</td><td style="text-align: right;">10.3</td><td style="text-align: right;">↗</td></tr> <tr><td style="text-align: right;">13:</td><td style="text-align: right;">9.6</td><td style="text-align: right;">↑</td></tr> <tr><td style="text-align: right;">14:</td><td style="text-align: right;">9.8</td><td style="text-align: right;">↑</td></tr> <tr><td style="text-align: right;">15:</td><td style="text-align: right;">9.8</td><td style="text-align: right;">↖</td></tr> <tr><td style="text-align: right;">16:</td><td style="text-align: right;">10.4</td><td style="text-align: right;">↑</td></tr> <tr><td style="text-align: right;">17:</td><td style="text-align: right;">10.1</td><td style="text-align: right;">↗</td></tr> <tr><td style="text-align: right;">18:</td><td style="text-align: right;">9.9</td><td style="text-align: right;">↗</td></tr> <tr><td style="text-align: right;">19:</td><td style="text-align: right;">10.1</td><td style="text-align: right;">↓</td></tr> <tr><td style="text-align: right;">20:</td><td style="text-align: right;">9.9</td><td style="text-align: right;">↑</td></tr> </table> <table border="1" style="width:100%; border-collapse: collapse; margin-top: 5px;"> <tr> <td style="width:80%;">Serie</td> <td style="text-align: right;">95.0</td> </tr> <tr> <td>Total</td> <td style="text-align: right;">192.0</td> </tr> </table>	11:	*10.7	↖	12:	10.3	↗	13:	9.6	↑	14:	9.8	↑	15:	9.8	↖	16:	10.4	↑	17:	10.1	↗	18:	9.9	↗	19:	10.1	↓	20:	9.9	↑	Serie	95.0	Total	192.0
11:	*10.7	↖																																	
12:	10.3	↗																																	
13:	9.6	↑																																	
14:	9.8	↑																																	
15:	9.8	↖																																	
16:	10.4	↑																																	
17:	10.1	↗																																	
18:	9.9	↗																																	
19:	10.1	↓																																	
20:	9.9	↑																																	
Serie	95.0																																		
Total	192.0																																		



	1:	*10.9	↘
Serie			10.0
Total			0.0



	1:	*10.9	↑
	2:	10.3	↑
	3:	10.2	↓
	4:	9.9	→
	5:	10.3	↙
	6:	10.0	↓
	7:	*10.6	↑
	8:	10.6	→
	9:	10.5	↗
	10:	9.8	↙
Serie			98.0
Total			98.0



	11:	10.2	↗
	12:	10.5	↓
	13:	*10.7	↙
	14:	10.6	↗
	15:	10.3	↗
	16:	10.3	↓
	17:	10.0	↙
	18:	10.6	→
	19:	9.9	↙
	20:	10.3	↙
Serie			99.0
Total			197.0